

STATE OF NEW MEXICO
CLEAN WATER STATE REVOLVING FUND
ANNUAL REPORT
STATE FISCAL YEAR 2024
July 1, 2023 - June 30, 2024
Revised 11/01/2024



Angel Fire CWSRF 107

New Mexico Environment Department
Water Protection Division
Construction Programs Bureau
1190 St. Francis Drive Rm. S2072
P.O. Box 5469
Santa Fe, New Mexico 87502
NMENV-cpbinfo@state.nm.us
EPA Region 6

TABLE OF CONTENTS

Contents

I.	INTRODUCTION	3
II.	PROGRAMMATIC DISCUSSION	3
A.	Financial Highlights for State Fiscal Year 2024.....	3
B.	Fund 12100 - The Loan Fund.....	4
C.	Factors Affecting the Fund.....	4
D.	Interest Rate Structure.....	5
E.	Activities of the Program	5
F.	Cash Flow Model	6
III.	GOALS, OBJECTIVES, AND ACCOMPLISHMENTS	7
A.	Long-term Goals for State Fiscal Year 2024.....	7
B.	Short-term Goals for State Fiscal Year 2024	9
IV.	FUND ADMINISTRATION AND OPERATIONS	14
A.	Sources and Uses of Funds.....	14
B.	Administrative Portion	14
C.	CWSRF Administrative Fund Activity.....	14
D.	Assistance Activity.....	15
E.	Criteria and Method Established for Distribution of Funds (Title VI).....	16
F.	Water Quality Protection	17
G.	Build America Buy America	20
H.	Provisions of the Operating Agreement/Condition of Grant Agreement.....	20
I.	Justice40	23
V.	SUMMARY OF SIGNIFICANT ACCOUNTING POLICIES.....	23
VI.	ACCRUED INTEREST RECEIVABLE ON CONSTRUCTION LOANS	24
VII.	DISCUSSION OF ADMINISTRATIVE REIMBURSEMENT PROCESS.....	24
VIII.	FINANCIAL INDICATORS.....	24
IX.	CONCLUSION.....	25

FIGURES

1. New Mexico CWSRF Increase in Fund 12100 Net Position	4
2. CWSRF Funds Disbursed by Source	6
3. CWSRF Funds Disbursed	6
4. New Mexico CWSRF Cash Flow Projection	7
5. New Mexico Clean Water Admin Fund 32700	14
6. CWSRF New Loan/Subsidy Agreements Signed per State Fiscal Year	15

Tables

1. Project and Federal Award Identification.....	10
2. Sources and Uses.....	12

ATTACHMENTS

1. Capitalization Grants and Binding Commitments
2. NMED CWSRF SFY 2024 Draft Financial Statements
3. Executed Agreements with Subsidy and GPR
4. Loans in Progress
5. Loan Balances
6. Project Starts and Completions
7. 2024 Priority List

ANNUAL REPORT CLEAN WATER STATE REVOLVING FUND PROGRAM

I. INTRODUCTION

The Federal Water Pollution Control Act, more commonly called the Clean Water Act (CWA), was enacted by Federal Legislation in 1972. The amended Clean Water Act of 1987 created the Clean Water State Revolving Fund (CWSRF). The State of New Mexico CWSRF Program (Program) was established in 1986 pursuant to the New Mexico Wastewater Facility Construction Loan Act, Section 74-6A-1 *et seq*, and amended by the New Mexico Statutes Annotated (NMSA) 1978.

The Program provides eligible borrowers in New Mexico with low-cost financial assistance for the construction of wastewater facilities or other eligible water quality projects. The loan program is maintained into perpetuity by adding repayment principal, interest, and investment interest to the fund. The Program has provided over \$569 million in funding for water quality protection to date (Attachment 1).

The State of New Mexico hereby submits the CWSRF Annual Report for state fiscal year (SFY) 2024. This report addresses how New Mexico worked toward the goals and objectives of the CWSRF Program identified in the approved SFY 2024 Intended Use Plan (IUP). This report describes the actual uses of CWSRF funds and the financial position of the Program.

II. PROGRAMMATIC DISCUSSION

The following sections report the financial activities and other elements impacting the CWSRF during SFY 2024.

A. Financial Highlights for State Fiscal Year 2024

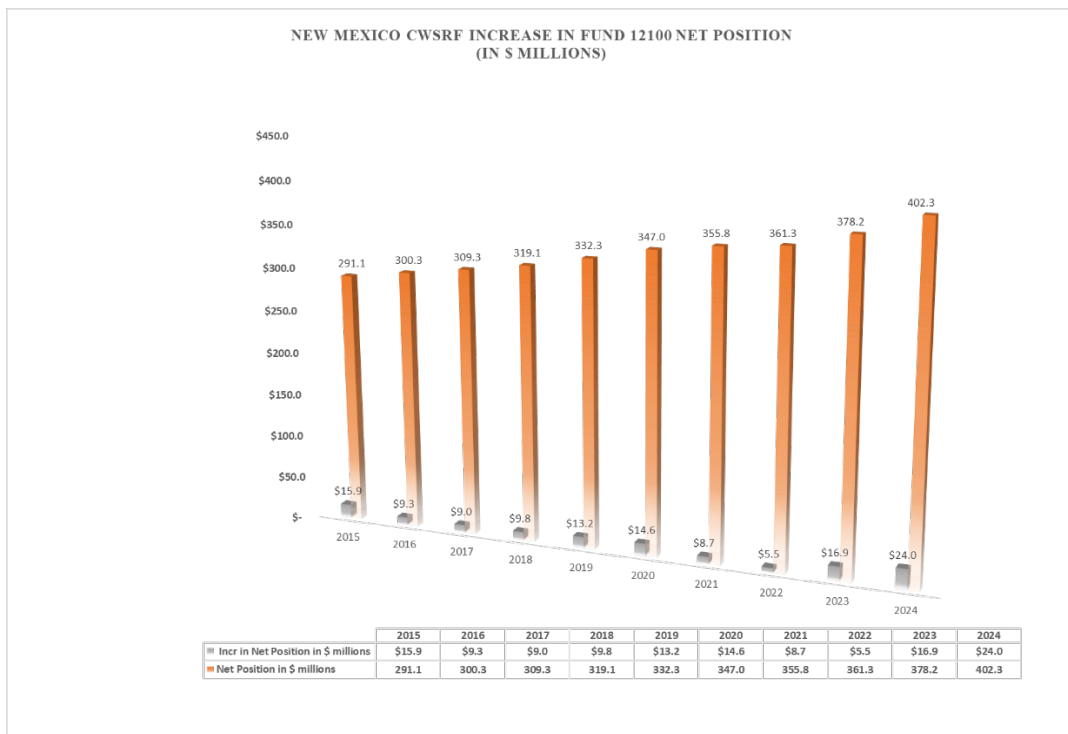
- As of the close of State Fiscal Year (SFY) 2024, the NM CWSRF reports a total net position of \$407,419,491 an increase of \$23,364,855 for CWSRF Fund 12100 and CWSRF Admin Fund 32700 combined, or 6.1% annual growth. This growth rate is higher than in previous years due to increased federal funding, an extraordinarily low lending interest rate, and more aggressive marketing. (Attachment 2)
- The NM CWSRF was awarded four capitalization grants during SFY2024, the Bipartisan Infrastructure Law General Supplemental-2(BIL GS-2) for \$10,233,000, CWSRF Base Grant (Base) for \$3,683,000, and the first two CWSRF Emerging Contaminant Grants for \$459,000 and \$1,043,000(Attachment 1)
- The NM CWSRF collected \$13,858,194 in loan repayment principal, \$723,779in loan repayment interest, and \$286,579 in administrative loan fees. Total principal, repayment interest, and administrative fees received were \$14,868,552. (Attachment 2)
- The NM CWSRF earned \$7,314,039 in interest income on overnight funds deposited at the State Treasurer's Office for Fund 12100 and Fund 32700 combined. (Attachment 2)
- Fund 12100 disbursed \$23,502,855 for projects in SFY 2024. (Attachment 2)

- Fund 12100 incurred administrative expenses of \$527,046; Fund 32700 incurred administrative expenses of \$299,444. (Attachment 2), less than the budgeted amounts of \$750,900 and \$1,176,100 for the funds respectively. The actual numbers will be reflected when the audit has been accepted by the State.

B. Fund 12100 – The Loan Fund

The loan fund 12100 statement of net position shows that the fund grew by \$24,093,856 million during SFY 2024. The chart represented in Figure 1 represents the cumulative growth of the fund.

Figure 1



C. Factors Affecting the Fund

Multiple factors impact the performance of the Fund including competing programs, additional subsidization, investment earnings and more recently, the Bipartisan Infrastructure Law (BIL).

The Program's primary limiting factor is the New Mexico Capital Outlay Special Appropriations (CO SAP) program. CO SAP provides communities with 100% grant funding via legislative Capital Outlay appropriations. In 2023 the legislature awarded Capital Outlay appropriations that included 71 CWSRF eligible projects totaling \$40.2 million. These grants became active July 1, 2024. While the average amount of CO SAP awards is not large (\$566,125 for the referenced year), the prospect of "free" money is enough to dissuade local governments from utilizing loan funding, even at 0% or 0.01%. CO SAP has normalized grant funding. The NM CWSRF attempts to market specifically to CO SAP grantees attempting to co-fund larger projects. Our commitment is to honor all "free" funding awarded to communities, reducing the loan amount needed, to get a foot in the door.

NMED CPB administers the Rural Infrastructure Program (RIP) with the CWSRF. It is a small

state revolving loan program that provides loan and grant funding to rural communities. This program has an open application cycle and quick loan execution but has population restrictions and a maximum loan amount of two million dollars per year. The RIP program funded six wastewater projects totaling \$909,000 in SFY 2024. Both the CO SAP and RIP programs provide opportunities for co-funding.

As amended by the BIL, the CWA mandates that 10% but no more than 30% of the federal base capitalization grant is additional subsidy. Congress also mandated an additional 10% of the federal award appropriation as additional subsidization, not subject to CWA provisions. The BIL General Supplemental award mandate 49% additional subsidization subject to CWA provision. The BIL General Supplemental 2, awarded in FFY2023 (4C-02F14802-0), mandated \$5,014,170 be awarded as additional subsidization. The full amount has been awarded and agreements executed. For the FFY2023 CWSRF Base allotment, \$3,683,000 (CS-35000-23-0), the total additional subsidization that could be provided was \$1,473,200. As of 06/30/2024, additional subsidization assignments have been assigned but the agreements are not fully executed.

D. Interest Rate Structure

For the state fiscal year ending June 30, 2024, the NM CWSRF had three interest rates: 2.375% for private entities, 0.01% for public entities that do not qualify for 0% and for state agencies, and 0% for public entities with a PCI less than three-quarters of the statewide PCI and the average sewer user rate greater than 1.82% of the PCI.

E. Activities of the Program

As of June 30, 2024, the Program had forty-one projects in process. The Program drew down all the FFY2023 CWSRF Base Allotment and all the FFY2023 BIL GS-2 allotment. Consistent with long-standing EPA State Revolving Fund (SRF) practice, New Mexico “cuts the tie” between grant dollars and actual dollars and disburses funds from grants with universal eligibilities. This also allows New Mexico to follow first-in-first-out (FIFO) best practices. The NM CWSRF disbursed a total of \$23,502,855. in SFY 2024 from all sources. Figures 2 and 3.

Figure 2


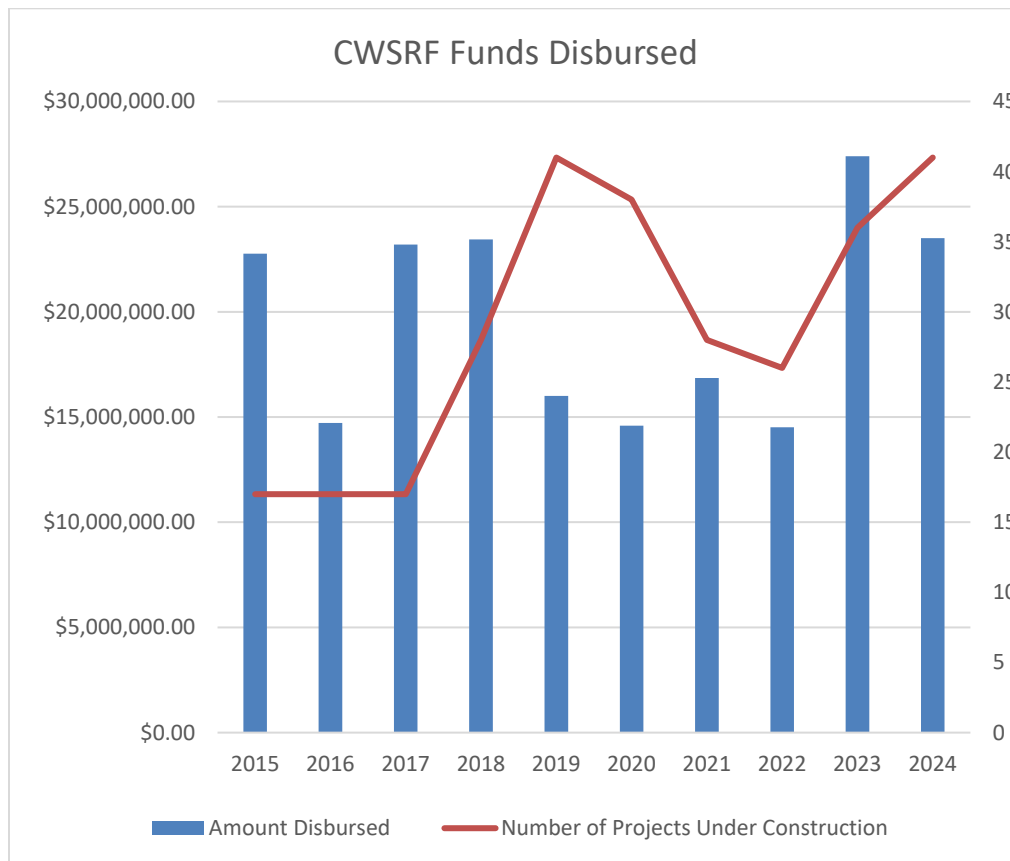


Figure 3



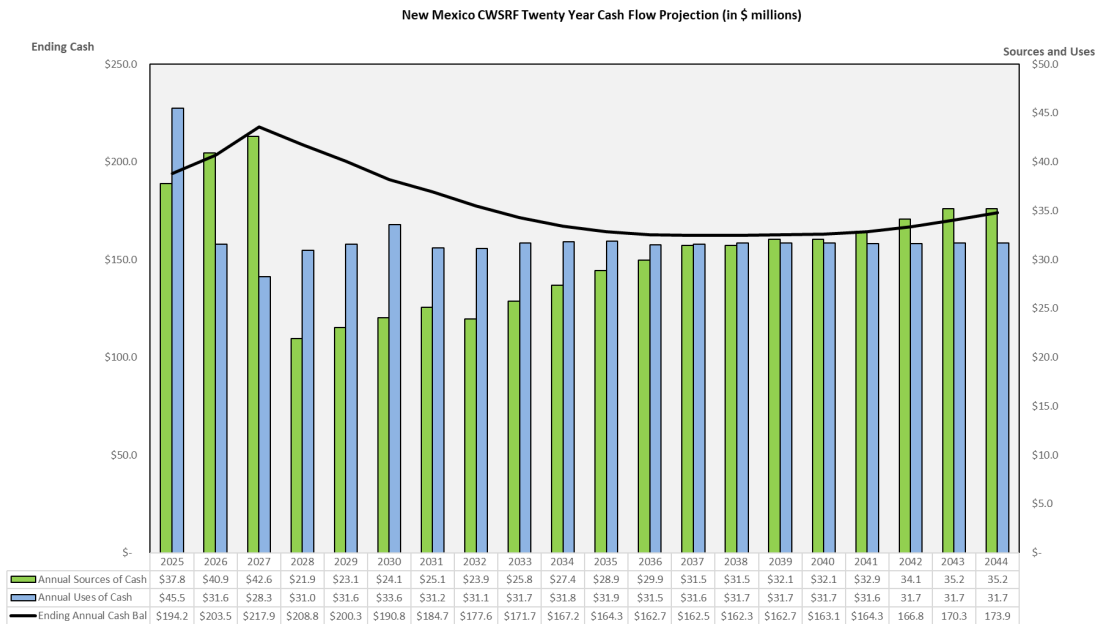
F. Cash Flow Model

Cash flow models are management tools and reviewed and updated annually to reflect economic and programmatic changes.

The cash flow model chart presented (Figure 4) demonstrates that the CWSRF has the funds to support projected projects, and to increase funding where possible through enhanced outreach, expanded eligibilities and other funding opportunities. The projected cash flow shows the CWSRF can continue to effectively execute loans for environmentally important projects needed in New Mexico.

Annual sources of cash include loan repayments for principal, and repayment interest and overnight interest on investments. Annual uses of cash include loan and subsidy disbursements, and administrative expenses paid out of the Fund.

Figure 4



III. GOALS, OBJECTIVES, AND ACCOMPLISHMENTS

The Intended Use Plan for the SFY 2024 listed specific goals, objectives, and accomplishments; the following is a summary of our efforts.

A. Long-term Goals for State Fiscal Year 2024

1. Provide local authorities, state agencies, interstate agencies, and other qualified borrowers in New Mexico with low-cost financial assistance for the construction of wastewater facilities or other eligible water quality projects by maintaining a self-sustaining Clean Water State Revolving Fund (CWSRF).

This is an on-going goal for the Program. Low interest rates and full utilization of additional subsidization allow the Program to offer New Mexico entities affordable financing. New Mexico is currently offering an interest rate of 0.01% for all public entities that do not qualify for 0% and utilizing the maximum amount of available additional subsidization.

2. Maintain the CWSRF in perpetuity by adding repayment and investment interest to the Fund.

The State tracks fund balances that include interest revenue, principal repayments, and investment activity with the intent of maintaining the Fund in perpetuity. Annual increases in net position, no loans in default, a growing loan portfolio, and low expenses help to achieve this goal (Attachment 2).

At the end of SFY 2024, there were seventy-two loans in repayment (Attachment 5). Loan

repayments help provide funds that ensure a robust NM CWSRF program in perpetuity.

Cash balances are in US Treasury Bonds invested by the New Mexico State Treasurer's Office (NM STO).

3. Maintain the fiscal integrity of the CWSRF.

The NMED CWSRF is committed to transparency and accountability. In SFY 2024, the New Mexico Environment Department (NMED) contracted with CliftonLarsonAllen, LLP (CLA) to conduct the SFY 2024 financial and single audit. CLA provides performance recommendations, a formal opinion on the CWSRF's financial statements, and guidance on conformance federal requirements. NMED has completed the SFY 2024 draft financial statements (Attachment 2) for the CWSRF. The final CWSRF audit will be issued when the NMED completes the Agency audit and will then be sent to the EPA.

4. Encourage green projects by providing funding opportunities for eligible projects that support energy efficiency, water efficiency, green infrastructure, and environmental innovation.

The NMED CWSRF continues to encourage green investment in infrastructure. We have been particularly successful in energy efficiency and water efficiency projects given the abundance sunlight in the state and the lack of water. More information on the projects that were funded is provided below in the response to Short Term Goal 6.

5. Make funding available to potential borrowers who meet the criteria of one of the twelve CWSRF eligibilities found in 33 USC §1383 (c) of the CWA as amended and as it applies to New Mexico.

New Mexico's funding for SFY 2024 is comprised of

- 5 Wastewater Treatment Projects
- 3 Planning and assessment projects
- 1 Stormwater
- 1 Surface water protection
- 1 groundwater protection

The NMED CWSRF continues to work on expanding funding throughout New Mexico. In the last fiscal year, we specifically targeted the largest systems in the state, all of which have participated in the bond market for funding rather than pursuing CWSRF funding. The City of Las Cruces signed a loan for \$17 million, the City of Santa Fe has committed to a \$151 million dollar package for multiple projects, and the Albuquerque Bernalillo County Water Utility Authority has committed to a \$5 million reuse project.

6. Incorporate the BIL funding into the existing program.

NMED has incorporated Bipartisan Infrastructure Law funding into the CWSRF program.

7. Provide available additional subsidy to eligible entities with an emphasis on those entities that meet the affordability criteria.

In SFY2024, eleven new projects were funding, one did not receive additional subsidization, one did not meet affordability criteria but was awarded pursuant to the not subject to the CWA provisions, two entities (three projects) did not meet affordability criteria but were funded from emerging contaminant allocations, the other six entities met the affordability criteria.

8. Pursue funding scenarios as afforded by state statute to fully maximize lending opportunities.

We continue to work on fully utilizing the funding opportunities afforded by state statute. The additional interest in the program spurred by the passage of BIL, has focused on traditional projects.

B. Short-term Goals for State Fiscal Year 2024

1. Completion of the annual audit, the intended use plan, and the annual report in a timely manner. CWA Sec. 606 (b, c, d).

The NMED submitted the draft SFY 2024 IUP to the EPA on June 30, 2023.

NMED will meet with the submission of this report and the SFY 2024 audit.

2. Apply for available federal allotments as follows:

- a. FFY 2023 BIL General Supplemental no later than June 15, 2023.
- b. FFY 2023 CWSRF Base capitalization grant no later than September 30, 2023.
- c. FFY 2023 BIL Emerging Contaminants no later than September 30, 2023.

The NMED CWSRF applied for the BIL Supplement FFY2023 allotment on June 7, 2023; the CWSRF Base capitalization grant on December 18, 2023, and the Emerging Contaminant allotment on April 18, 2024

NMED met the goal for the General Supplemental grant but not for the other two grants.

3. Identify applicants that meet the state's affordability criteria.

The NMED CWSRF identified applicants that met the affordability criteria and awarded subsidy. (Attachment 3)

NMED met this goal.

4. Identify applicants from the SFY 2024 project priority list (PPL) to receive funding, including additional subsidization from all current funding sources. Award all available additional subsidy. (Attachment 3)

The NMED CWSRF received four capitalization grants in SFY 2024, the 2023 Base Grant, BIL-GS-2, and EC 1 and 2. NMED has awarded all funds from the BIL-GS 2, including additional subsidy. The FFY2023 Base grant lacks additional subsidization commitment of

\$133,267 to be fully obligated. NMED CWSRF has fully obligated the first emerging contaminant grant and obligated \$373,000 of \$1,043,000 for the FFY2023 Emerging Contaminant grant (EC2). Bernalillo County project CWSRF EC 136 will require an additional \$1.6 million to complete the project which will fully utilize EC2.

The NMED CWSRF recognizes the importance of fully utilizing all funds available including repayment funds. At the end of SFY2024, the Fund had a cash balance of \$201 million and expects principal and interest payments of \$14.1 million in SFY2025. The NMED CWSRF is currently executing projects totaling \$182,667,000. Additional applications are in the pipeline. Additionally, we are working to increase annual disbursements. Through a more targeted approach by our technical staff, and more assertive expectations of borrowers and their technical teams, we hope to focus more attention on timely spending. Table 1 shows the capitalization grant commitments.

Table 1

FFY2023 BIL GS	Loan	Subsidy
Tucumcari Phase 2-09.07.2023 - 132	\$1,810,000.00	\$1,810,000.00
Cloudcroft-Design-signed 131	\$316,000.00	\$0.00
CRRUA PER 09.07.2023- signed CWSRF EC	\$250,000.00	\$0.00
Espanola 09.07.2023 not signed	\$300,000.00	\$300,000.00
Belen 134	\$500,000.00	\$500,000.00
Socorro 129-signed	\$5,218,830.00	\$5,218,830.00
Hatch Additional Funding signed	\$225,000.00	\$225,000.00
Farmington - Accepted	\$200,000.00	\$200,000.00
Los Alamos CWSRF EQ 135 accepted	\$200,000.00	\$200,000.00
Socorro 129--Signed	\$1,074,999.80	\$1,074,999.80
ABCWUA Accepted	\$138,170.20	\$138,170.20
Total -Fully Committed	\$10,233,000.00	\$5,014,170.00
FFY2023 Base	Loan	Subsidy
Valencia County	\$200,000.00	\$200,000.00
Clayton, Town of	\$131,900.00	\$0.00
Gallup	\$3,209,800.00	\$2,209,800.00
Corrales 125 executed	\$8,032.69	\$8,032.69
Total	\$3,549,732.69	\$2,209,800.00
Pending Commitment	\$133,267.31	\$133,267.31
FFY2022 Emerging Contaminant	Loan	Subsidy
CWSRF EC 138--Fully Committed	\$459,000	\$459,000.00
FFY2023 Emerging Contaminant	Loan	Subsidy
CWSRF EC 136	\$128,000.00	\$128,000.00
CWSRF EC 137	\$245,000.00	\$245,000.00
Total Committed	\$373,000.00	\$373,000.00
Pending Commitment	\$670,000.00	\$670,000.00

NMED did not meet this goal.

- Utilize the 2% technical assistance authorized by the BIL in conjunction with the Base capitalization grant and the BIL General Supplemental grant.

In SFY2024, NMED CWSRF fully executed an MOA with the UNM Southwest Environmental Finance Center to provide technical assistance to borrowers, however no assistance was provided in the fiscal year.

NMED did not meet this goal.

6. Identify green projects equal to no less than 10% of each funding allotment.

The NMED CWSRF signed four projects that will have green components: A Stormwater Outfall/Emerging Contaminant project for Bernalillo County, a Stormwater Master Plan for the Village of Ruidoso, and a reuse project for the City of Tucumcari. The Tucumcari project will be 100% green at \$3,210,000. NMED will assess the GPR value for the other projects when we have received more information. We also continue to work on multiple green projects in the pipeline, including solar installation at the Village of Ruidoso WWTP, flood control and green infrastructure construction for the City of Anthony, and stormwater mitigation for the City of Santa Fe.

NMED met this goal.

7. Complete the environmental benefits in the Clean Water Benefits Reporting System (CBR) quarterly.

The NMED enters environmental benefits into the Loan Grant Tracking System as executes each agreement, and then exports reports quarterly to the OWSRF site.

NMED met this goal.

8. Maintain or improve the State's average financial indicators reported to and compiled in the National Information Management System (NIMS).

The NM CWSRF continues to work on improving financial indicators.

- The Return on Investment, 168% is well below the 2023 national average of 303%.
 - As expressed in short-term goal four, NMED will work to increase annual disbursements.
- Executed loans as a percentage of funds available increased by 1%, from 83% to 84%. The 2023 national cumulative average was 98.91%
 - Long-term goal five discusses current loans that are being executed. These will immediately address this financial indicator next year, but NMED will need to sustain additional borrowers to address this long-term.
- Disbursements as a percentage of executed loans is 84%, down two percentage points from last year and below the 2023 national cumulative average by 4%.
 - As noted in short-term goal four, the NMED intends to work to increase the pace of disbursements.
- Additionally, our ratio of undisbursed funds decreased to 9.4 years, but is well below EPA's desired benchmark of 5 years or less.

NMED did not meet this goal.

9. Pursue non-traditional financing options.

The NM CWSRF continues to pursue non-traditional financing options, but additional BIL funding has been more focused on traditional projects.

NMED did not meet this goal.

10. Execute binding commitments as required by each grant. BIL General Supplemental requires 110% of the grant, CWSRF Base requires 120%, and Emerging Contaminants requires 100%. NMED CPB accepts applications year-round and updates the Project Priority List quarterly.

The CWA requires binding commitments within one year of the federal award (payment). The BIL GS-2 award required binding commitments of \$11,256,300, no later than December 31, 2024; the commitment goal was achieved in August 2023. The required amount for the FFY2023 Base award is \$4,419,600 with commitments requirement by February 28, 2025. All commitments for this award will occur in SFY2025. (Attachment 1)

NMED partially met this goal in SFY2024 and will fully meet it in SFY2025.

CHANGES TO INTENDED USE PLAN and FUTURE GOALS

The NMED CPB revised the test of FY2024 IUP twice during the that fiscal year. In September 2023 NM CWSRF applied to transfer unused DWSRF Emerging Contaminant funding to the CWSRF and in April 2024 to apply for the FFY2023 Emerging Contaminant Grant.

The FY2025 Intended Use Plan has been prepared and published. Below are the long- and short-term goals for SFY2025.

A. Long-term Goals for State Fiscal Year 2025:

1. Provide local authorities, state agencies, interstate agencies and other qualified borrowers in New Mexico with low-cost financial assistance for the construction of wastewater facilities or other eligible water quality projects.
2. Maintain the CWSRF into perpetuity by managing fund outputs and including repayment and investment interest.
3. Maintain the fiscal integrity of the CWSRF by complying with state and federal financial management, accounting, auditing, and reporting requirements.
4. Annually meet the goal of 10% GPR for each funding allotment by promoting funding opportunities for eligible projects that support energy efficiency, water efficiency, green infrastructure, and environmental innovation.
5. Incorporate the BIL funding into the existing program.
6. Annually provide all available additional subsidy to eligible entities with an emphasis on those entities that meet the affordability criteria.

7. Pursue funding scenarios as afforded by state statute to fully maximize lending opportunities.

B. Short-term Goals for State Fiscal Year 2025:

1. Complete the annual audit, intended use plan and annual report in a timely manner.
2. Apply for available federal allotments as follows:
 - a. FFY 2024 BIL General Supplemental no later than August 1, 2024.
 - b. FFY 2024 CWSRF Base capitalization grant no later than December 1, 2024
 - c. FFY 2024 BIL Emerging Contaminants no later than December 1, 2024
3. Identify applicants that meet the state's affordability criteria.
4. Identify applicants from the SFY 2025 project priority list (PPL) to receive funding, including additional subsidization from all current funding sources.
5. Award all available additional subsidy.
6. Identify green projects equal to no less than 10% of each funding allotment.
7. Complete the environmental benefits in the Clean Water Benefits Reporting System (CBR) quarterly.
8. Maintain or improve the State's average of financial indicators that are reported and compiled in the National Information Management System (NIMS).
9. Execute binding commitments as required by each grant. BIL General Supplemental and the CWSRF Base requires 120%, and Emerging Contaminants requires 100%. NMED CPB accepts applications year-round and updates the Project Priority List quarterly.
10. Implement change in award of additional subsidization for eligible projects from grants to principal forgiveness to lessen the federal requirement burden on funding recipients.
11. Address timely and expeditious concerns, including over five years of disbursements by:
 - a. More consistent marketing and outreach with the new Marketing Coordinator position.
 - b. Utilizing Northbridge Environmental to help strategize building a consistent customer base
 - c. Establishing a lending relationship with at least one large municipality.

IV. FUND ADMINISTRATION AND OPERATIONS

A. Sources and Uses of Funds

Table 2

Sources and Uses SFY 2024, as of June 30, 2024	
Beginning Balance, Carry over July 1, 2023	\$182,587,239
Sources SFY2024	
FFY2023 BIL General Supplemental 2 Grant	\$10,233,000
FFY2023 CWSRF Base Grant	\$3,683,000
SFY2023 State Match	\$3,700,000
SFY2022 Principal Repayments	\$13,858,194
SFY2023 Loan Interest Payments	\$723,779
SFY2023 Interest on Investments	\$7,124,210
Total Sources	\$221,909,422
Uses SFY2024	
SFY2024 Administrative Expenses	\$527,046
SFY2024 Disbursements	\$23,502,855
Loans in Progress as of 06.30.2024	\$81,422,345
Loans being executed at the end of SFY2024	\$182,667,000
Total Uses For SFY2024	\$288,119,246
Cash flow needed	(\$66,209,824)

B. Administrative Portion

In SFY 2024 NMED used 1/5 percent of the valuation of the CWSRF fund (fund 12100) for the costs of administering the fund. As of June 30, 2022, the audited valuation (Total Net Position) of the CWSRF fund was \$361,325,034 allowing NMED to budget \$722,650 for administrative uses. The NM CWSRF expended \$527,046 from the Fund for administration.

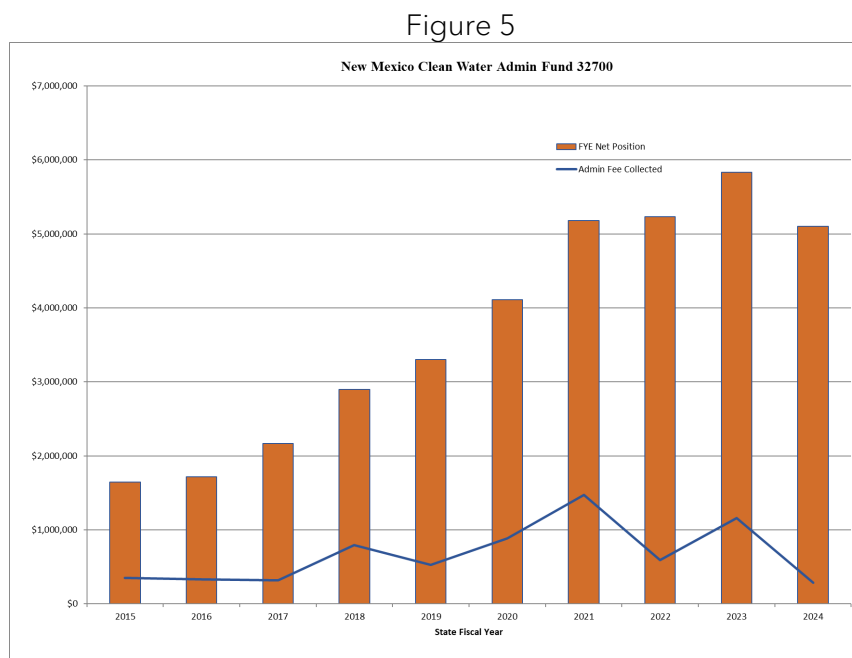
C. CWSRF Administrative Fund Activity

The sole purpose of the Administrative Fund (fund 32700) is to support the administration of the Program so that it will function in perpetuity. At the beginning of SFY 2024, the cash balance of fund 32700 was \$5,632,600. The increase is due to the collection of administrative fees and overnight interest. The operating expenses charged to Fund 32700 include payroll, travel, computers, and other office expenses. The chart demonstrates the diminishing trend of administrative fees collected. This trend is due to the extremely low interest rate we are currently charging of 0.01%. This low rate does not include an administrative fee; this will be a consideration when determining the borrowing interest rate for FY2026.

In SFY 2024, Fund 32700 had the following activity:

Description	Amount
Cash Balance beginning of SFY 2024	\$5,632,600
Investment interest from the State Treasurer's Office earned in SFY 2023	\$189,834
Loan Administrative Fees collected SFY 2023	\$ 286,579
Program operating expenses charged to Fund 32700 in SFY 2023 (Actual)	(\$299,444)
Cash Balance end of SFY 2024	\$5,809,569

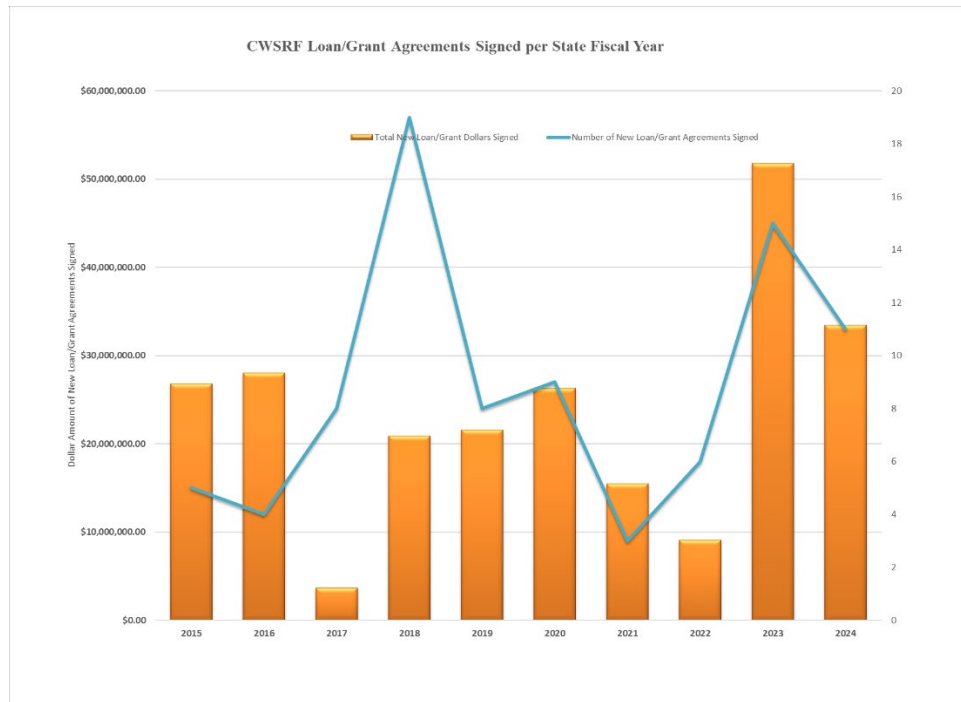
Figure 5 shows the FYE 2024 fund balance, and the annual amount of fees collected and deposited in Fund 32700 from SFY 2015 through 2024.



D. Assistance Activity

The NM CWSRF signed eleven new loan/grant agreements in SFY 2024 totaling \$33,422,093 and amended 8 existing agreements for \$6,563,000. For the purposes of tracking, interim loan execution dates represent project start dates (Attachment 3 and 6).

Figure 6



NMED had four project completions/initiation operations in SFY2024: Las Vegas CWSRF 071, Santa Rosa CWSRF 099, El Valle de Los Ranchos CWSRF 112, and the Village of Jemez Springs CWSRF 116. (Attachment 6)

E. Criteria and Method Established for Distribution of Funds (Title VI)

Pursuant to the Loan Act, the Water Quality Control Commission (WQCC) adopted regulations defining eligibility requirements for financial assistance, application procedures, priority ranking system and administration of the loan program and fund. The WQCC adopted the current priority ranking system on September 8, 2020.

NMED ground water, surface water and CPB staff reviewed all SFY2024 applications. Ground water and surface water staff review for the respective areas of expertise while CPB reviews for readiness to proceed and sustainability criteria.

NMED public noticed the Projects Priority List (PPL) through the NMED website, notification to the New Mexico Municipal League and the Association of Counties, notification to the Rural Community Assistance Corporation, the Rural Water Association, and to the CWSRF listserv through Granicus, a cloud-based email platform. NMED accepted public comments regarding the SFY 2024 Intended Use Plan (IUP) and associated PPL from June 12th through June 23rd, 2023, but received none.

A project must be on the current New Mexico state fiscal year PPL to receive a loan. It is the policy of NMED to make loans to entities in order of priority on the current fiscal year priority list to the extent reasonable considering the following:

1. Willingness of the entity to accept a loan.
2. Financial capability of the entity to service the loan.
3. The ability of the community to operate and maintain the proposed project.
4. Readiness to proceed.
5. Ability to meet 33 USC §CWA, Affordability Criteria

In addition to the above considerations, NMED CPB evaluates applicants' ability to meet 33 USC §1383 (i) CWA, Affordability Criteria. NMED CPB utilizes 100% of available additional subsidization to make projects as affordable as possible.

The NMED may choose to bypass, or skip, higher ranking projects for projects that are lower ranked but meet the above stated criteria. Projects that are bypassed and can demonstrate they are actively working to meet the criteria may stay on the list to receive future funding. Applicants are encouraged to discuss projects and financials with the NMED CPB team members prior to application. The NMED CPB team will provide guidance regarding eligibility, program requirements, and project/financial readiness. Priority List projects that were bypassed can be found in Attachment 7.

The New Mexico CWSRF reserves to the right to provide funding for projects which require immediate attention to protect public health on an emergency basis as declared by the Cabinet Secretary of the New Mexico Environment Department or by the Office of the Governor.

F. Water Quality Protection

The following table lists projects in progress with the NMED CWSRF and the projects anticipated results for the Improvement/Maintenance of Water Quality and the Contribution to Protection or Restoration for Designated Surface Waters. This information is in the Clean Water Benefits Reporting System (CBR).

Project	Description	Water Quality Purpose	Compliance Objective - Includes Groundwater	Protection Use
Gallup CWSRF 065	WWTP Improvements	Improvement	Maintain Compliance	Municipal Water Supply
Chama CWSRF 066	Lagoon Closure	Improvement	Achieve Compliance	Aquatic Life High Quality Coldwater
Anthony CWSRF 067	Stormwater	Improvement	Maintain Compliance	Domestic Water Supply
Springer CWSRF 072	WWTP Improvements	Improvement	Achieve Compliance	Primary Contact

Bosque Farms CWSRF 073	WWTP Improvements	Improvement	Maintain Compliance	Domestic Water Supply
Española CWSRF 076	Collection	Improvement	Not Applicable	Secondary Contact
Middle Rio Grande Conservancy District CWSRF 085	Watershed Management	N/A	Not Applicable	Irrigation
Santa Fe CWSRF 088	Stormwater	Maintenance	Maintain Compliance	Primary Contact
Anthony WSD CWSRF 092	Collection	Improvement	Maintain Compliance	Secondary Contact
Roswell CWSRF 097	WWTP Sludge Dewatering Improvements	Not Applicable	Maintain Compliance	Not Applicable
T or C CWSRF 098	Vacuum Sewer upgrades	Maintenance	Maintain Compliance	Municipal Water Supply
Tucumcari CWSRF 102	WW Effluent Reuse	Improvement	Achieve Compliance	Secondary Contact
Bloomfield CWSRF 103	WWTP Construction	Improvement	Achieve Compliance	Primary Contact
Jal CWSRF 105	WW Disposal	Improvement	Achieve Compliance	Domestic Water Supply
Hatch CWSRF 106	Stormwater	Not Applicable	Not Applicable	Not Applicable
Angel Fire CWSRF 107	WWTP Improvements	Improvement	Maintain Compliance	Domestic Water Supply
Mora CWSRF 108	WWTP Improvements Design	Improvement	Achieve Compliance	Domestic Water Supply
Los Alamos CWSRF 110	WWTP Construction	Improvement	Maintain Compliance	Secondary Contact
Ruidoso CWSRF 115	Energy Conservation WWTP Solar	N/A	N/A	N/A

Clayton CWSRF 117	WWTP-Planning and Design	Maintenance	Maintain Compliance	Primary Contact
Cimarron CWSRF 118	WWTP Phase 2 Design	Maintenance	Maintain Compliance	N/A
Santa Rosa CWSRF 119	Energy Conservation WWTP Sola	Not Applicable	Not Applicable	Not Applicable
Milan CWSRF 120	WWTP Rehab-Design	Maintenance	Maintain Compliance	Not Applicable
Fort Sumner CWSRF 121	WWTP Rehab	Improvement	Achieve Compliance	Primary Contact
Luna County CWSRF 122	WWTP Construction	Not Applicable	Maintain Compliance	Primary Contact
Corrales CWSRF 123	Watershed-Planning	Maintenance	Maintain Compliance	Not Applicable
Corrales CWSRF 124	Collection-Planning	Maintenance	Achieve Compliance	Primary Contact
Camino Real Regional Utility Authority CWSRF 125	WWTP Improvements	Maintenance	Maintain Compliance	Not Applicable
Bernalillo CWSRF 126	WWTP and Collection Rehab-Design	Improvement	Achieve Compliance	Irrigation
Ruidoso CWSRF 127	Stormwater Management Plan	Improvement	Not Applicable	Aquatic Life
Las Cruces CWSRF 128	Wastewater Improvements	Maintenance	Maintain Compliance	Primary contact
Socorro CWSRF 129	Collections	Improvement	Maintain Compliance	Primary Contact
Socorro CWSRF 130	WWTP Improvements	Improvement	Maintain Compliance	Primary Contact
Cloudcroft CWSRF 131	WWTP Improvements- Design	Maintenance	Maintain Compliance	Primary Contact
Tucumcari CWSRF 132	WWTP Improvements Reuse	Improvement	Achieve Compliance	Aquatic Life
Camino Real Regional Utility Authority CWSRF 133	WWTP Improvements- Planning	Maintenance	Achieve Compliance	Primary Contact
Belen CWSRF 134	WWTP Improvements	Maintenance	Maintain Compliance	Domestic Water Supply

Bernalillo County CWSRF 136	Stormwater/Emerging Contaminants	Improvement	Achieve Compliance	Municipal Water Supply
Bernalillo County CWSRF 137	Watershed/Emerging Contaminant	Improvement	Achieve Compliance	Wildlife Habitat
Santa Fe County CWSRF 138	Watershed/Emerging Contaminant	Not Applicable	Not Applicable	Primary Contact

- G.** Build America Buy America (BABA) Pub. L. No. 117-558, §§70901-52. The State certifies that for equivalency projects, all iron, steel, manufactured products, and construction materials used in the project are produced in the United States.

The NM CWSRF has processes in place to execute BABA requirements. Borrowers agree to follow the BABA requirements through the execution of the funding agreement. Additionally, the supplemental conditions contain compliance certifications that borrowers must complete throughout the project and a final compliance certification at project completion. There is currently one project subject to BABA provisions, Socorro CWSRF EQ 129. The project is currently in the design phase.

H. Provisions of the Operating Agreement/Condition of Grant Agreement.

EPA signed the Operating Agreement (OA) between the NMED and EPA on September 16, 2024. The OA provides certifications and assurances pertaining to:

- Agreement to Accept Payments
- Provide a Match
- Binding Commitments within One Year
- Expeditious and Timely (also addressed below)
- First Use of Funds
- Environmental Review
- Davis Bacon Wage Rates
- State Law regarding grant payment
- GAAP
- Annual Report
- Perpetuity
- Cost and Effectiveness
- Procurement
- Expanded Eligibilities
- Loan Terms
- Fiscal Sustainability Plans
- Administrative Funds
- Planning Requirements
- Additional Subsidization
- American Iron and Steel

- Signage
- Debarment and Suspension
- Definition of Treatment works

Binding Commitments within One Year of grant payment: Sec. 602(b)(3). The State agrees to execute binding commitments with recipients to provide financial assistance from the CWSRF. The binding commitments shall be in an amount equal to the required amount based on the federal award.

The CWA requires binding commitments within one year of the federal award (payment). The BIL GS-2 award required binding commitments of \$11,256,300, no later than December 31, 2024; the commitment goal was achieved in August 2023. The required amount for the FFY2023 Base award is \$4,419,600 with commitments requirement by February 28, 2025. All commitments for this award will occur in SFY2025. (Attachment 1)

Loan Terms Sec. 603(d)(1)

In accordance with 603(d)(1) and the terms of the Operating Agreement, the state makes loans extending up to thirty (30) years. At the end of the interim loan agreement, the weighted useful life of each project is required to be submitted by the borrower. Borrowers can choose a repayment term that does not exceed the projected useful life or 30 years.

Additional Subsidization Sec. 603(i)(1)

In accordance with the terms of the Operating Agreement, the state certifies that it will provide additional subsidization to benefit a municipality that meets the established affordability criteria, or that does not meet the affordability criteria but meets the alternative criteria that is provided pursuant to the CWA. Affordability criteria identifies municipal entities with population decline, higher than average unemployment and lower than average per capita income. Municipal entities that qualify under the States affordability criteria are considered disadvantaged.

All additional subsidization is used to support projects that repair or replace existing infrastructure, reflect the full lifecycle costs of the project, the planning and or design for such projects, or otherwise demonstrate a water quality benefit.

Expeditious and Timely Expenditures: Sec. 602(b)(4).

EPA has asked for increased attention to the Expeditious and Timely clause of the CWA. The NM CWSRF has long struggled to find interested borrowers and has a high unobligated fund balance. The NM CWSRF has revised state statute to include all EPA approved eligibilities and broadened the definition of an eligible borrower. We have moved to a simple electronic application that is open year-round. In SFY2023 we lowered the borrowing interest rate to 0.01% for all public entities that do not qualify for 0%. We are currently contracting with Northbridge Environmental to help market the program, specifically to the large entities in the state. In SFY2024, Northbridge and NMED CWSRF representatives visited the Cities of Santa Fe, and Albuquerque, the Albuquerque Bernalillo County Water Authority (Authority), Bernalillo County, and the Albuquerque Metropolitan Arroyo Flood

Control Authority, all of whom bond to fund capital improvements. While all entities appreciated the low interest rates and flexibility of the program, most were skeptical of changing their funding practices. However, the City of Santa Fe did express interest, especially with the concept of utilizing programmatic financing. NMED CWSRF is currently working to execute a \$151 million dollar package for multiple projects. The Authority also submitted a \$5 million project as a trial. Bernalillo County was reticent to take any loan, but the NMED is funding two emerging contaminant 100% grant projects with the County. In SFY 2024 NMED CWSRF also signed our first project with the City of Las Cruces for \$17 million. It is our intent to parlay these new customers into repeat borrowers. The Sources and Uses table on page 12 shows, if our current packages in the commitment queue are fully executed, we will be looking at future cash flows to fund the program in the near future. Long-term funding at this level will require a fundamental change in the way the funds wastewater infrastructure. To that point, the New Mexico Legislature appropriated over \$40 million in 100% grant funding for 71 CWSRF eligible projects, for the same period we are reporting on. For the most part, no single appropriation was sufficient to address the significant needs, but they are enough to deter entities from borrowing. The recent Clean Watersheds Needs Survey documents that there are enough projects, but we must convince entities that it is in their best interest to take on low interest loans rather than waiting for future grant funding. The NM CWSRF will continue to promote the program to all eligible entities and to develop programs for non-traditional funding with the intent of signing new borrowers and retaining existing borrowers.

The other part of this equation is increasing annual disbursement expenditures. This will take prioritizing CWSRF work over other work in CPB and setting expectations as to the level of involvement and follow-up. With upcoming staffing changes, there is a significant opportunity to initiate new processes, expectations, and goals.

The NMED CWSRF will continue to work with Northbridge Environmental with marketing, outreach, and overall strategic planning.

Proportionality

Pursuant to the *Memo: Approval of Class Exception for the Clean Water and Drinking Water State Revolving Fund Cash Draw Rules* signed November 2022, states are not required to draw at proportional levels. The NMED CPB utilizes 100% of the required state match prior to utilizing any related capitalization grant funding.

FFATA Projects Reported in FSRS

For FFY2023 BIL GS 2 NMED reported to FFATA:

Los Alamos County	CWSRF EQ 110	1,200,000
Camino Real Regional Utility Authority (CRRUA)	CWSRF EQ 133	250,000
Cloudcroft, Village of	CWSRF 131	316,000
Santa Fe County	CWSRF EC 138	128,000

Bernalillo County	CWSRF EC	245,000
	137	
Los Alamos County	CWSRF EQ	1,000,000
	135	

NMED will add two additional projects, Estancia Valley Solid Waste for \$2,251,317 and Albuquerque Bernalillo County Water Authority for \$4,842,683.

For CS-350003-23, we will report the City of Gallup for the full amount of \$3,686,000.

Compliance with Federal Cross Cutting authorities:

In SFY2023 the NM CWSRF began a policy transition regarding the application of federal requirements. In previous years NMED applied federal requirements across all projects. With the advent of the Build America Buy America Act, the NM CWSRF determined it was in the best interest of borrowers to only apply federal requirements to projects reported in FFATA. NMED is continuing to transition through this process.

In accordance with 40 CFR, Part 33, Subpart D, compliance with the negotiated Disadvantaged Business Enterprise (DBE) "Fair Share" objectives:

The Biden administration reinstated Fair Share objectives effective FY2024. These objectives are in the supplemental conditions provided to equivalency borrowers and borrowers receiving additional subsidization in the form of a grant.

Legal, Managerial, Technical, and Operational Capabilities: The State certifies that it has the legal, managerial, technical, and operational capabilities to administer the Program competently.

Currently, the financial loan team has two vacant positions, with one position submitted for posting and the other submitted for a reclass to a higher pay band. The Technical staff has three vacancies; one is filled with a start date of mid-October and the other two positions are not advertised. The Bureau Chief position is also vacant but is advertised. CPB also created and filled a new accountant/auditor position to assist the loan team with financial reviews and reconciliations.

I. Justice40

Justice40 is an interagency initiative led by the White House Environmental Justice Interagency Council with the intent of ensuring that 40% of federal dollars are made available to communities identified as disadvantaged. In SFY2024, the NM CWSRF had \$15,418,000 in federal funds, of which 40% is \$6,167,200. The NM CWSRF committed \$32.6 million to disadvantaged communities with \$9.9 million coming directly from federal funds, exceeding the required amount.

V. SUMMARY OF SIGNIFICANT ACCOUNTING POLICIES

Clean Water State Revolving Fund - The Program utilizes an enterprise fund to provide low-cost financial assistance through loan and loan subsidy funding to eligible entities for planning, design, and construction of water quality projects. CWSRF funds are available for up to 100% of eligible costs. Loan repayment terms are up to 30 years with interest rates ranging from 0% to

2.375%.

Financial Indicators	2020	2021	2022	2023	2024
1. Federal Return on Investment	175%	171%	171%	171%	168%
2. Executed Loans as a Percent of Funds Available	86%	84%	86%	83%	84%
3. Disbursements as a Percent of Executed Loans	82%	84%	82%	86%	84%
4. Sustainability (Retained Earnings) Excludes Subsidy	\$94,511,739	\$96,124,292	\$97,399,102	\$102,409,849	109,471,539.00
5. Net Position	\$346,647,756	\$355,791,304	\$361,325,030	\$378,137,240	396396326
6. Net Position Change in Percent	4.20%	2.70%	1.40%	4.65%	4.9%

VI. ACCRUED INTEREST RECEIVABLE ON CONSTRUCTION LOANS

CWSRF loans accrue interest during the construction period. At the end of construction, the Borrower may capitalize the interest or pay the interest up front.

VII. DISCUSSION OF ADMINISTRATIVE REIMBURSEMENT PROCESS

In accordance with Section 603(d)(7) of the CWA, monies in the CWSRF may be utilized for the reasonable costs of administering the fund and conducting activities under this title. NMED budgeted 1/5 percent of the most recent valuation of the fund, plus the amount of any fees collected by the State for such purpose regardless of the source.

VIII. FINANCIAL INDICATORS

NM CWSRF CUMULATIVE FINANCIAL INDICATORS YEAR TO YEAR COMPARISON

(Sources: The National Information Management System 'NIMS' Report SFY 2023 and 2024, Draft Financial Statement)

Additional financial indicators include:

- The ratio of undisbursed project funds to disbursements was 9.4.

- Total Net, or the extent to which internal growth generated additional funding was \$20,919,884.
- The Net Interest Margin or the percentage rate of return from Total Assets is 1.78%.

IX. CONCLUSION

The NM CWSRF executed over \$33 million dollars in new and amended assistance agreements in SFY24. The Program continues to provide the maximum amount of additional subsidization allowed to qualified borrowers. The Program supports itself through administrative fees without the assistance of taxpayer dollars. The Program is positioned for future funding of water quality projects in New Mexico.

STATE OF NEW MEXICO WASTEWATER FACILITY CONSTRUCTION LOAN PROGRAM CERTIFICATION OF ANNUAL REPORT

I certify that this report has been prepared under my supervision and in accordance with Federal Register EPA Part III 40 CFR Part 35, the Federal Clean Water Act, and provisions of the Wastewater Facility Construction Loan Act 74-6A-7 NMSA 1978. I also certify that I have reviewed this report and find it to be true and correct to the best of my knowledge.

Rhonda Holderman
Financial Manager for Loans and Grants

DATE

Attachment 1-Capitalization Grants and Binding Commitments Through SFY							
SFY	Cap Grant No.	Increase to EPA-ACH	Cumulative Cap Grants	Binding Commitment Required	Required Cumulative Binding Commitments Twelve Months Later	Binding Commitments Amounts	Binding Commitments Cumulative
1988	CS-350001-88-4	\$5,000,000.00	\$5,000,000.00	120%	\$6,000,000.00	\$1,290,000.00	\$1,290,000.00
1989	CS-350001-89-4	\$9,368,163.00	\$14,368,163.00	120%	\$17,241,795.60	\$3,774,237.00	\$5,064,237.00
1990	CS-350001-90-2	\$6,345,400.00	\$20,713,563.00	120%	\$24,856,275.60	\$12,818,724.00	\$17,882,961.00
1992	CS-350001-91-2	\$10,075,032.00	\$30,788,595.00	120%	\$36,946,314.00	\$6,735,000.00	\$24,617,961.00
1993	CS-350001-92-1	\$9,534,900.00	\$40,323,495.00	120%	\$48,388,194.00	\$8,055,615.00	\$32,673,576.00
1993	CS-350001-93-1	\$9,431,000.00	\$49,754,495.00	120%	\$59,705,394.00	\$13,931,000.00	\$46,604,576.00
1995	CS-350001-94-3	\$5,813,800.00	\$55,568,295.00	120%	\$66,681,954.00	\$3,509,692.00	\$50,114,268.00
1995	CS-350001-95-2	\$6,007,800.00	\$61,576,095.00	120%	\$73,891,314.00	\$0.00	\$50,114,268.00
1996	CS-350001-96-5	\$9,904,653.00	\$71,480,748.00	120%	\$85,776,897.60	\$14,229,428.00	\$64,343,696.00
1997	CS-350001-97-2	\$2,990,500.00	\$74,471,248.00	120%	\$89,365,497.60	\$2,707,000.00	\$67,050,696.00
1999	CS-350001-98-1	\$6,577,300.00	\$81,048,548.00	120%	\$97,258,257.60	\$12,350,328.00	\$79,401,024.00
2000	CS-350001-99-1	\$6,577,900.00	\$87,626,448.00	120%	\$105,151,737.60	\$6,830,848.00	\$86,231,872.00
2001	CS-350001-00-0	\$6,555,200.00	\$94,181,648.00	120%	\$113,017,977.60	\$14,207,191.00	\$100,439,063.00
2002	CS-350001-02-0	\$6,496,100.00	\$100,677,748.00	120%	\$120,813,297.60	\$23,171,152.00	\$123,610,215.00
2005	CS-350001-03-1	\$6,510,800.00	\$107,188,548.00	120%	\$128,626,257.60	\$12,167,000.00	\$135,777,215.00
2005	CS-350001-04-0	\$6,467,800.00	\$113,656,348.00	120%	\$136,387,617.60	\$7,082,020.00	\$142,859,235.00
2006	CS-350001-05-0	\$6,835,400.00	\$120,491,748.00	120%	\$144,590,097.60	(\$587,123.00)	\$142,272,112.00
2007	CS-350001-06-0	\$5,243,500.00	\$125,735,248.00	120%	\$150,882,297.60	\$44,592,005.00	\$186,864,117.00
2007	CS-350001-07-0	\$4,242,300.00	\$129,977,548.00	120%	\$155,973,057.60	\$18,674,236.00	\$205,538,353.00
2008	CS-350001-08-0	\$5,207,300.00	\$135,184,848.00	120%	\$162,221,817.60	\$31,000,000.00	\$236,538,353.00
2009	CS-350001-09-0	\$3,274,300.00	\$138,459,148.00	120%	\$166,150,977.60	\$11,675,589.00	\$248,213,942.00
2010	2W-96689201-0	\$23,789,100.00	\$162,248,248.00	0%	\$189,940,077.60	\$60,223,410.00	\$308,437,352.00
2011	CS-350001-10-0	\$3,274,300.00	\$165,522,548.00	120%	\$193,869,237.60	(\$3,717,092.00)	\$304,720,260.00
2011	CS-350001-11-0	\$10,002,000.00	\$175,524,548.00	120%	\$205,871,637.60	\$5,188,443.00	\$309,908,703.00
2012	CS-350001-12-1	\$14,130,000.00	\$189,654,548.00	120%	\$222,827,637.60	\$7,230,455.00	\$317,139,158.00
2013	CS-350001-13-0	\$6,520,000.00	\$196,174,548.00	120%	\$230,651,637.60	\$29,336,364.00	\$346,475,522.00
2015	CS-350001-14-0	\$6,853,000.00	\$203,027,548.00	120%	\$238,875,237.60	\$26,815,861.00	\$373,291,383.00
2016	CS-350001-15-0	\$6,817,000.00	\$209,844,548.00	120%	\$247,055,637.60	\$28,033,000.00	\$401,324,383.00
2016	CS-350001-16-0	\$6,525,000.00	\$216,369,548.00	120%	\$254,885,637.60	\$3,647,103.00	\$404,971,486.00
2018	CS-350001-17-0	\$6,474,000.00	\$222,843,548.00	120%	\$262,654,437.60	\$18,848,122.00	\$423,819,608.00
2019	CS-350001-18-0	\$7,859,000.00	\$230,702,548.00	120%	\$272,085,237.60	\$23,247,925.00	\$447,067,533.00
2020	CS-350001-19-0	\$7,779,000.00	\$238,481,548.00	120%	\$281,420,037.60	\$40,266,633.00	\$487,334,166.00
2021	CS-350001-20-0	\$7,780,000.00	\$246,261,548.00	120%	\$290,756,037.60	\$8,394,878.00	\$495,729,044.00
2022	CS-350001-21-0	\$7,779,000.00	\$254,040,548.00	120%	\$300,090,837.60	\$28,268,986.64	\$523,998,030.64
2023	4C-02F14801-0	\$8,738,000.00	\$262,778,548.00	110%	\$309,702,637.60	\$9,611,800.00	\$533,609,830.64
2023	CS-350001-22-0	\$5,681,000.00	\$268,459,548.00	120%	\$316,519,837.60	\$2,347,061.43	\$535,956,892.07
2023	4X-02F34201-0	\$459,000.00	\$268,918,548.00	0%	\$316,519,837.60	\$459,000.00	\$536,415,892.07
2024	4C-02F14802-0	\$10,233,000.00	\$279,151,548.00	110%	\$327,776,137.60	\$11,256,300.00	\$547,672,192.07
2024	CS-350002-23-0	\$3,683,000.00	\$282,834,548.00	120%	\$332,195,737.60	\$21,333,793.00	\$569,005,985.07
2024	4X-02F34202-0	\$1,043,000.00	\$283,877,548.00	0%	\$332,195,737.60	\$373,000.00	\$569,378,985.07
2024		\$283,877,548.00				\$569,378,985.07	

STATEMENT OF NET POSITION - PROPRIETARY FUNDS

2024

	(12100) Wastewater Facility Construction Loan Fund	(32700) Clean Water Administrative Fund
ASSETS		
CURRENT ASSETS		
Investments in State General Fund		
Investment Pool	\$ 201,885,980	\$ 5,789,950
Receivables:		
Interest on Loans	570,081	-
Due fom Fed	(4,792,758)	
Loan Receivables:		
Current Portion of Completed Projects, Net of Origination Fees	13,608,122	-
Administrative Fee Receivable		169,049
Total Current Assets	<u>211,271,424</u>	<u>5,958,999</u>
LONG-TERM ASSETS		
Loan Receivables:		
Noncurrent Portion of Projects in Progress	53,503,577	-
Noncurrent Portion of Completed Projects, Net of Origination Fees, due from feds	132,187,329	
Allowance for Uncollectible Accounts		
Total Noncurrent Assets	<u>185,690,906</u>	<u>-</u>
Total Assets	<u>\$ 396,962,330</u>	<u>\$ 5,958,999</u>
LIABILITIES		
Accounts Payable	\$ 4	\$ -
Unearned Revenues	-	-
Total Liabilities	<u>4</u>	<u>-</u>
NET POSITION		
Restricted	<u>396,962,326</u>	<u>5,959,000</u>
Total Liabilities and Net Position	<u>\$ 396,962,330</u>	<u>\$ 5,959,000</u>

**STATEMENT OF REVENUES, EXPENSES AND
CHANGES IN FUND NET POSITION - PROPRIETARY FUNDS**

2024

	(12100) Wastewater Facility Construction Loan Fund	(32700) Clean Water Administrative Fund
REVENUES		
Interest on Loans	\$ 731,574	\$ -
Interest on Investments	6,337,911	170,215
Debt Service Fees	-	257,265
Other income		
Total Revenues	<u>7,069,485</u>	<u>427,480</u>
EXPENSES		
Administrative Expenses		-
Total Expenses	<u>-</u>	<u>-</u>
OPERATING INCOME	7,069,485	427,480
NON-OPERATING REVENUES (EXPENSES)		
Federal Award Programs	9,123,242	
Grants to Other Organizations	(627,024)	-
State Appropriations	3,700,000	
Other financing uses		
Transfers (06400) Admin Expenses	(527,046)	(299,444)
Total Non-Operating Revenues (Expenses)	<u>11,669,173</u>	<u>(299,444)</u>
CHANGE IN NET POSITION	18,738,658	128,036
Total Net Position - Beginning	<u>378,223,668</u>	<u>5,830,964</u>
TOTAL NET POSITION - ENDING	<u>\$ 396,962,326</u>	<u>\$ 5,959,000</u>

STATEMENT OF CASH FLOWS - PROPRIETARY FUNDS
2024

	(12100) Wastewater Facility Construction Loan Fund	(32700) Clean Water Administrative Fund
CASH FLOWS FROM OPERATING ACTIVITIES		
Cash Received on Repayment of Loan Principal	\$ 13,858,194	\$ -
Cash Received on Interest from Loans	723,779	-
Interest Payments Received from State Treasurer's Office	6,337,911	170,215
Cash Received for Debt Service Fees	-	286,579
Cash Received for Other		-
Cash Payments Made for Administrative Expenses		-
Cash Payments Made to Borrowers	(22,875,831)	-
Net Cash Provided by Operating Activities	<u>(1,955,948)</u>	<u>456,794</u>
CASH FLOWS FROM NONCAPITAL FINANCING ACTIVITIES		
Grant Proceeds - EPA	18,708,758	-
Grants to Other Organizations	(627,024)	-
State Appropriations	3,700,000	
Cash Payments for Administrative Expenses, Net	(527,046)	(299,444)
Net Cash Provided (Used) by Noncapital Financing Activities	<u>21,254,688</u>	<u>(299,444)</u>
NET INCREASE IN CASH AND CASH EQUIVALENTS	19,298,741	157,350
Cash and Cash Equivalents - Beginning of Year	<u>182,587,239</u>	<u>5,632,601</u>
Cash and Cash Equivalents - End of Year	<u>\$ 201,885,980</u>	<u>\$ 5,789,950</u>
RECONCILIATION OF CHANGES IN NET POSITION TO NET CASH PROVIDED (USED) BY OPERATING ACTIVITIES		
Operating Income	\$ 7,069,485	\$ 427,480
Change in Assets and Liabilities:		
Loans Receivable	(9,037,203)	-
Interest on Loans Receivable	11,769	-
Administrative Fee Receivable	-	29,314
Total Reconciling Adjustments	<u>(9,025,434)</u>	<u>29,314</u>
NET CASH PROVIDED BY OPERATING ACTIVITIES	<u>\$ (1,955,949)</u>	<u>\$ 456,794</u>
	(1)	(0)

Attachment 3 Clean Water SRF Reporting Assistance Provided for New Mexico

7/1/2023 through 6/30/2024

Tracking Number	Borrower	1st Agreement Date in Selected Period	Assistance Amount	Project Type	Subsidy Amount	Subsidy supports	GPR Amount
CWSRF 065	Gallup, City of	3/12/2024	1,600,000.00	212	0.00		0.00
CWSRF 072	Springer, Town of	8/22/2023	200,000.00	212	0.00		0.00
CWSRF 076	Espanola, City of	11/21/2023	2,000,000.00	212	300,000.00		0.00
CWSRF 100	Fort Sumner, Village of	12/14/2023	-42,244.55	212	-42,244.55		0.00
CWSRF 106	Hatch, Village of	3/19/2024	450,000.00	212	225,000.00		0.00
CWSRF 121	Fort Sumner, Village of	12/14/2023	42,244.55	212	42,244.55		0.00
CWSRF 125	Camino Real Regional Utility Authority	4/17/2024	1,113,000.00	212	0.00		0.00
CWSRF 127	Ruidoso, Village of	7/26/2023	350,000.00	319	250,000.00		1.00
CWSRF 128	Las Cruces, City of	8/23/2023	17,144,093.00	212	227,240.00		0.00
CWSRF 130	Socorro, City of	7/5/2023	2,750,000.00	212	0.00		0.00
CWSRF 131	Cloudcroft, Village of	2/16/2024	316,000.00	212	316,000.00		0.00
CWSRF 132	Tucumcari, City of	3/5/2024	3,210,000.00	212	1,810,000.00		3,210,000.00
CWSRF 134	Belen, City of	2/23/2024	1,000,000.00	212	500,000.00		0.00
CWSRF EC 136	Bernalillo County	3/6/2024	128,000.00	319	128,000.00		1.00
CWSRF EC 137	Bernalillo County	3/26/2024	245,000.00	319	245,000.00		0.00
CWSRF EC 138	Santa Fe County	3/19/2024	459,000.00	319	459,000.00		0.00
CWSRF EQ 110	Los Alamos County	6/28/2024	1,200,000.00	212	0.00		0.00
CWSRF EQ 129	Socorro, City of	7/5/2023	7,570,000.00	212	2,000,000.00		0.00
CWSRF EQ 133	Camino Real Regional Utility Authority	1/29/2024	250,000.00	212	250,000.00		0.00
Total for 19 Agreements:			39,985,093.00		6,710,240.00		3,210,002.00

Attachment 4 CWSRF - Agreement Remaining Balances
through 7/1/2024

All with Agreement Balance

Project Number	Party	Fund	Agreement History			Disbursements			Agreement Balance		
			Loan	Subsidy	Total	Loan	Subsidy	Total	Loan	Subsidy	Total
CWSRF 065	Gallup, City of	SRF	5,000,000.00	0.00	5,000,000.00	3,408,085.47	0.00	3,408,085.47	1,591,914.53	0.00	1,591,914.53
CWSRF 066	Chama, Village of	SRF	625,448.00	468,522.00	1,093,970.00	513,885.04	468,522.00	982,407.04	111,562.96	0.00	111,562.96
CWSRF 067	Anthony, City of	SRF	252,308.00	423,807.00	676,115.00	167,170.07	68,241.48	235,411.55	85,137.93	355,565.52	440,703.45
CWSRF 072	Springer, Town of	SRF	942,000.00	1,814,234.00	2,756,234.00	836,184.20	1,814,234.00	2,650,418.20	105,815.80	0.00	105,815.80
CWSRF 073	Bosque Farms, Village of	SRF	4,760,000.00	140,000.00	4,900,000.00	0.00	0.00	0.00	4,760,000.00	140,000.00	4,900,000.00
CWSRF 076	Espanola, City of	SRF	3,600,000.00	400,000.00	4,000,000.00	114,866.54	0.00	114,866.54	3,485,133.46	400,000.00	3,885,133.46
CWSRF 085	Conservancy District (MRGCD)	SRF	500,000.00	0.00	500,000.00	126,500.97	0.00	126,500.97	373,499.03	0.00	373,499.03
CWSRF 088	Santa Fe, City of	SRF	4,000,000.00	180,000.00	4,180,000.00	1,481,317.61	0.00	1,481,317.61	2,518,682.39	180,000.00	2,698,682.39
CWSRF 092	Anthony WSD	SRF	50,000.00	250,000.00	300,000.00	50,000.00	158,014.59	208,014.59	0.00	91,985.41	91,985.41
CWSRF 097	Roswell, City of	SRF	9,415,000.00	285,000.00	9,700,000.00	8,635,605.46	285,000.00	8,920,605.46	779,394.54	0.00	779,394.54
CWSRF 098	Truth or Consequences, City of	SRF	373,000.00	100,000.00	473,000.00	30,588.49	0.00	30,588.49	342,411.51	100,000.00	442,411.51
CWSRF 102	Tucumcari, City of	SRF	4,729,270.00	770,730.00	5,500,000.00	1,121,005.89	0.00	1,121,005.89	3,608,264.11	770,730.00	4,378,994.11
CWSRF 103	Bloomfield, City of	SRF	9,112,142.74	4,350,000.00	13,462,142.74	7,530,721.55	4,350,000.00	11,880,721.55	1,581,421.19	0.00	1,581,421.19
CWSRF 105	JaI, City of	SRF	750,000.00	750,000.00	1,500,000.00	0.00	0.00	0.00	750,000.00	750,000.00	1,500,000.00
CWSRF 106	Hatch, Village of	SRF	835,000.00	1,007,000.00	1,842,000.00	159,780.83	0.00	159,780.83	675,219.17	1,007,000.00	1,682,219.17
CWSRF 107	Angel Fire, Village of	SRF	8,980,450.40	819,148.44	9,799,598.84	8,978,254.30	819,148.44	9,797,402.74	2,196.10	0.00	2,196.10
CWSRF 108	Mora MDWCA & MSA	SRF	25,000.00	275,000.00	300,000.00	25,000.00	33,034.22	58,034.22	0.00	241,965.78	241,965.78
CWSRF 109	Authority	SRF	200,000.00	250,000.00	450,000.00	0.00	0.00	0.00	200,000.00	250,000.00	450,000.00
CWSRF 115	Ruidoso, Village of	SRF	4,874,556.00	0.00	4,874,556.00	0.00	0.00	0.00	4,874,556.00	0.00	4,874,556.00
CWSRF 117	Clayton, Town of	SRF	0.00	200,000.00	200,000.00	0.00	0.00	0.00	0.00	200,000.00	200,000.00
CWSRF 118	Cimarron, Village of	SRF	0.00	260,000.00	260,000.00	0.00	59,899.89	59,899.89	0.00	200,100.11	200,100.11
CWSRF 119	Santa Rosa, City of	SRF	1,500,000.00	0.00	1,500,000.00	423,988.00	0.00	423,988.00	1,076,012.00	0.00	1,076,012.00
CWSRF 120	Milan, Village of	SRF	0.00	900,000.00	900,000.00	0.00	329,053.07	329,053.07	0.00	570,946.93	570,946.93
CWSRF 121	Fort Sumner, Village of	SRF	50,000.00	1,622,244.55	1,672,244.55	4,635.84	0.00	4,635.84	45,364.16	1,622,244.55	1,667,608.71
CWSRF 122	Luna County	SRF	1,400,000.00	200,000.00	1,600,000.00	0.00	0.00	0.00	1,400,000.00	200,000.00	1,600,000.00
CWSRF 123	Corrales, Village of	SRF	0.00	75,000.00	75,000.00	0.00	0.00	0.00	0.00	75,000.00	75,000.00
CWSRF 124	Corrales, Village of	SRF	0.00	75,000.00	75,000.00	0.00	0.00	0.00	0.00	75,000.00	75,000.00
CWSRF 125	Authority (CRRUA)	SRF	5,113,000.00	0.00	5,113,000.00	0.00	0.00	0.00	5,113,000.00	0.00	5,113,000.00
CWSRF 126	Bernalillo, Town of	SRF	858,380.00	641,620.00	1,500,000.00	0.00	0.00	0.00	858,380.00	641,620.00	1,500,000.00
CWSRF 127	Ruidoso, Village of	SRF	100,000.00	250,000.00	350,000.00	0.00	0.00	0.00	100,000.00	250,000.00	350,000.00
CWSRF 128	Las Cruces, City of	SRF	16,916,853.00	227,240.00	17,144,093.00	0.00	0.00	0.00	16,916,853.00	227,240.00	17,144,093.00
CWSRF 130	Socorro, City of	SRF	2,750,000.00	0.00	2,750,000.00	142,875.27	0.00	142,875.27	2,607,124.73	0.00	2,607,124.73
CWSRF 131	Cloudcroft, Village of	SRF	0.00	316,000.00	316,000.00	0.00	0.00	0.00	0.00	316,000.00	316,000.00
CWSRF 132	Tucumcari, City of	SRF	1,400,000.00	1,810,000.00	3,210,000.00	0.00	0.00	0.00	1,400,000.00	1,810,000.00	3,210,000.00
CWSRF 134	Belen, City of	SRF	500,000.00	500,000.00	1,000,000.00	0.00	0.00	0.00	500,000.00	500,000.00	1,000,000.00
CWSRF EC 136	Bernalillo County	SRF	0.00	128,000.00	128,000.00	0.00	0.00	0.00	0.00	128,000.00	128,000.00
CWSRF EC 137	Bernalillo County	SRF	0.00	245,000.00	245,000.00	0.00	0.00	0.00	0.00	245,000.00	245,000.00
CWSRF EC 138	Santa Fe County	SRF	0.00	459,000.00	459,000.00	0.00	0.00	0.00	0.00	459,000.00	459,000.00
CWSRF EQ 110	Los Alamos County	SRF	26,200,000.00	0.00	26,200,000.00	19,462,379.08	0.00	19,462,379.08	6,737,620.92	0.00	6,737,620.92
CWSRF EQ 129	Socorro, City of	SRF	5,570,000.00	2,000,000.00	7,570,000.00	804,617.23	0.00	804,617.23	4,765,382.77	2,000,000.00	6,765,382.77
CWSRF EQ 133	Authority (CRRUA)	SRF	0.00	250,000.00	250,000.00	0.00	0.00	0.00	0.00	250,000.00	250,000.00
Grand Total: (41 records)			121,382,408.14	22,442,545.99	143,824,954.13	54,017,461.84	8,385,147.69	62,402,609.53	67,364,946.30	14,057,398.30	81,422,344.60

Attachment 5 CWSRF - Loan Balances

Project Number	Party	Total Disbursements	Contruction Period Interest	Grant/ Forgiven Amount	Principal Repayments	Loan Balance
In Repayment						
ARRA CWSRF 02L	Ruidoso Downs, City of	100,000.00	0.00	0.00	60,419.41	39,580.59
ARRA CWSRF 05L	Eagle Nest, Village of	199,978.21	0.00	0.00	110,521.73	89,456.48
ARRA CWSRF 06L	Elephant Butte, City of	458,435.91	8,177.97	0.00	282,504.13	184,109.75
ARRA CWSRF 08L	Logan, Village of	361,784.00	0.00	0.00	235,159.60	126,624.40
ARRA CWSRF 09L	Los Alamos County	231,831.92	2,979.58	0.00	136,478.81	98,332.69
ARRA CWSRF 10L	Questa, Village of	49,890.80	0.00	0.00	27,439.94	22,450.86
ARRA CWSRF 12L	San Miguel County	93,464.61	0.00	0.00	51,694.32	41,770.29
ARRA CWSRF 13L	Santa Rosa, City of	500,000.00	0.00	0.00	325,000.00	175,000.00
ARRA CWSRF 14L	Socorro, City of	75,075.00	0.00	0.00	56,306.25	18,768.75
ARRA CWSRF 15L	Taos, Town of	1,200,000.00	0.00	0.00	660,000.00	540,000.00
ARRA CWSRF 17L	Wagon Mound, Village of	102,505.73	0.00	0.00	66,628.77	35,876.96
CWSRF 001	Hobbs, City of	29,987,932.79	1,431,168.50	0.00	18,983,240.85	12,435,860.44
CWSRF 002	Clovis, City of	8,433,719.91	305,693.53	0.00	6,704,282.01	2,035,131.43
CWSRF 003	Espanola, City of	5,973,445.01	164,898.79	0.00	4,419,598.32	1,718,745.48
CWSRF 004	Las Vegas, City of	7,146,582.00	0.00	0.00	5,359,936.50	1,786,645.50
CWSRF 005R	Bayard, City of	1,326,952.32	0.00	0.00	782,403.91	544,548.41
CWSRF 006L	Sandoval County	360,000.00	0.00	0.00	153,589.07	206,410.93
CWSRF 007	Los Lunas, Village of	15,925,456.63	0.00	0.00	9,597,592.54	6,327,864.09
CWSRF 009R	Aztec, City of	5,000,000.00	0.00	0.00	3,623,615.58	1,376,384.42
CWSRF 010	Carlsbad, City of	17,575,220.17	1,839,000.32	0.00	5,312,922.91	14,101,297.58
CWSRF 012R	Farmington, City of	21,985,996.74	0.00	0.00	5,232,094.31	16,753,902.43
CWSRF 014LR	El Valle de Los Ranchos Water & Sanitation District	430,000.00	0.00	0.00	198,922.76	231,077.24
CWSRF 016L	Las Vegas, City of	356,000.00	0.00	0.00	106,800.00	249,200.00
CWSRF 018 L	SSCAFCA Southern Sandoval County Arroyo Flood Control	1,250,000.00	0.00	0.00	386,143.03	863,856.97
CWSRF 019 L	Jemez Springs, Village of	135,726.00	0.00	0.00	60,043.79	75,682.21
CWSRF 020 L	Belen, City of	768,869.30	0.00	0.00	235,251.48	533,617.82
CWSRF 021R	Aztec, City of	3,674,802.49	0.00	350,000.00	604,077.89	2,720,724.60
CWSRF 022 L	Socorro, City of	950,000.00	0.00	0.00	427,500.00	522,500.00
CWSRF 023 L	Portales, City of	26,580,000.00	0.00	0.00	9,303,000.00	17,277,000.00
CWSRF 025R	Socorro, City of	587,465.82	0.00	170,000.00	125,239.74	292,226.08
CWSRF 026R	El Valle de Los Ranchos Water & Sanitation District	1,526,978.74	30,317.47	343,444.00	334,269.82	879,582.39
CWSRF 029	Grants, City of	16,489,720.34	0.00	630,000.00	1,982,465.04	13,877,255.30
CWSRF 053	Taos, Town of	1,960,662.00	0.00	1,150,000.00	40,494.60	770,167.40
CWSRF 054	Rio Arriba County	1,409,586.41	25,890.00	460,000.00	59,857.48	915,618.93
CWSRF 055	Los Lunas, Village of	7,826,879.40	0.00	404,594.00	296,535.30	7,125,750.10
CWSRF 057	Peralta, Town of	3,000,000.00	0.00	1,500,000.00	254,494.68	1,245,505.32
CWSRF 058	Belen, City of	1,101,714.92	0.00	0.00	110,171.50	991,543.42
CWSRF 059	SSCAFCA Southern Sandoval County Arroyo Flood Control	544,245.81	0.00	150,000.00	54,621.55	339,624.26
CWSRF 060	Los Lunas, Village of	582,600.00	0.00	0.00	83,728.67	498,871.33
CWSRF 061	Cuba, Village of	2,121,132.00	0.00	1,716,432.00	101,175.00	303,525.00
CWSRF 062	Santa Rosa, City of	825,308.78	0.00	160,000.00	133,061.76	532,247.02
CWSRF 063	Tijeras, Village of	561,722.01	0.00	150,000.00	35,864.96	375,857.05
CWSRF 064	Hobbs, City of	6,143,300.00	41,505.13	0.00	1,121,821.26	5,062,983.87
CWSRF 066	Chama, Village of	982,407.04	19,564.70	468,522.00	0.00	533,449.74
CWSRF 068	Estancia Valley Solid Waste Authority	884,406.81	0.00	100,000.00	156,881.36	627,525.45
CWSRF 071	Las Vegas, City of	1,000,000.00	0.00	150,000.00	36,956.52	813,043.48
CWSRF 074	Santa Rosa, City of	46,479.60	0.00	0.00	37,183.68	9,295.92
CWSRF 075	El Valle de Los Ranchos Water & Sanitation District	1,693,444.00	27,930.69	150,000.00	150,178.23	1,421,196.46
CWSRF 077	Grants, City of	1,013,832.47	16,045.55	0.00	103,604.40	926,273.62
CWSRF 078	Grants, City of	2,401,818.77	0.00	0.00	288,218.25	2,113,600.52
CWSRF 080	Fort Sumner, Village of	544,021.20	0.00	524,021.20	5,000.00	15,000.00
CWSRF 083	Los Alamos County	6,198,226.20	61,455.09	0.00	312,686.83	5,946,994.46
CWSRF 084	Cimarron, Village of	500,000.00	0.00	250,000.00	33,817.44	216,182.56
CWSRF 090	Wagon Mound, Village of	135,504.50	0.00	60,000.00	7,150.47	68,354.03
CWSRF 091	Bloomfield, City of	100,000.00	0.00	90,000.00	7,952.00	2,048.00
CWSRF 095	Farmington, City of	2,000,000.00	0.00	0.00	199,820.05	1,800,179.95
CWSRF 099	Santa Rosa, City of	1,181,275.00	0.00	234,000.00	0.00	947,275.00
CWSRF 100	Fort Sumner, Village of	157,755.45	0.00	107,755.45	19,858.74	30,141.26
CWSRF 101	Bloomfield, City of	37,857.26	54.91	0.00	22,475.44	15,436.73
CWSRF 104	Roosevelt County	625,000.00	0.00	300,000.00	63,709.76	261,290.24
CWSRF 112	El Valle de Los Ranchos Water & Sanitation District	202,740.00	0.00	5,000.00	0.00	197,740.00
CWSRF 113	El Valle de Los Ranchos Water & Sanitation District	1,934,663.99	0.00	500,000.00	71,665.15	1,362,998.84
CWSRF 1438037	Los Lunas, Village of	3,217,000.00	0.00	0.00	2,848,291.22	368,708.78
CWSRF 1438040	Farmington, City of	12,830,162.50	1,348,028.32	0.00	11,577,595.86	2,600,594.96
CWSRF 1438042	Las Vegas, City of	9,250,540.00	0.00	0.00	7,619,033.04	1,631,506.96
CWSRF 1438047	Dona Ana County	4,475,219.20	264,794.44	0.00	3,369,135.41	1,370,878.23
CWSRF 1438048	Lovington, City of	5,500,000.00	313,966.28	0.00	3,817,104.13	1,996,862.15
CWSRF 1438049R	Taos Ski Valley, Village of	1,641,757.25	0.00	0.00	1,345,045.25	296,712.00
CWSRF 1438143R	Los Alamos County	13,108,048.61	1,247,056.38	0.00	9,584,406.93	4,770,698.06
CWSRF 1438146	Bloomfield, City of	2,700,000.00	92,005.49	0.00	2,432,911.05	359,094.44
CWSRF 195005/1438145	Los Lunas, Village of	3,018,866.00	103,747.47	0.00	2,586,344.68	536,268.79
CWSRF LP 111	El Valle de Los Ranchos Water & Sanitation District	269,148.36	0.00	0.00	56,226.08	212,922.28
Total for Projects - In Repayment: (72 records)		273,565,159.98	7,344,280.61	10,123,768.65	124,990,221.24	145,795,450.70
In Disbursement						
CWSRF 065	Gallup, City of	3,408,085.47	0.00	0.00	0.00	3,408,085.47
CWSRF 067	Anthony, City of	235,411.55	0.00	68,241.48	0.00	167,170.07
CWSRF 072	Springer, Town of	2,650,418.20	0.00	1,814,234.00	0.00	836,184.20
CWSRF 076	Espanola, City of	114,866.54	0.00	0.00	0.00	114,866.54
CWSRF 085	Middle Rio Grande Conservancy District (MRGCD)	126,500.97	0.00	0.00	0.00	126,500.97
CWSRF 088	Santa Fe, City of	1,481,317.61	0.00	0.00	0.00	1,481,317.61
CWSRF 092	Anthony WSD	208,014.59	0.00	158,014.59	0.00	50,000.00
CWSRF 097	Roswell, City of	8,920,605.46	0.00	285,000.00	0.00	8,635,605.46
CWSRF 098	Truth or Consequences, City of	30,588.49	0.00	0.00	0.00	30,588.49
CWSRF 102	Tucumcari, City of	1,121,005.89	0.00	0.00	0.00	1,121,005.89
CWSRF 103	Bloomfield, City of	11,880,721.55	0.00	4,350,000.00	0.00	7,530,721.55
CWSRF 106	Hatch, Village of	159,780.83	0.00	0.00	0.00	159,780.83
CWSRF 107	Angel Fire, Village of	9,797,402.74	0.00	819,148.44	0.00	8,978,254.30
CWSRF 108	Mora MDWCA & MSA	58,034.22	0.00	33,034.22	0.00	25,000.00
CWSRF 119	Santa Rosa, City of	423,988.00	0.00	0.00	0.00	423,988.00
CWSRF 121	Fort Sumner, Village of	4,635.84	0.00	0.00	0.00	4,635.84
CWSRF 130	Socorro, City of	142,875.27	0.00	0.00	0.00	142,875.27
CWSRF EQ 110	Los Alamos County	19,462,379.08	0.00	0.00	0.00	19,462,379.08
CWSRF EQ 129	Socorro, City of	804,617.23	0.00	0.00	0.00	804,617.23
Total for Projects - In Disbursement: (19 records)		61,031,249.53	0.00	7,527,672.73	0.00	53,503,576.80
Grand Total: (91 records)		334,596,409.51	7,344,280.61	17,651,441.38	124,990,221.24	199,299,027.50

Attachment 6
Reporting Year 2024
Project Starts

Loan Number	Initial Agreement Date	Latest Agreement Date Thru RY	Project Start Date	Borrower	Number of Agreements	NIMS Current Year Change	Year End
<u>New Assistance</u>							
CWSRF 128	8/23/2023	8/23/2023	8/23/2023	Las Cruces, City of	1	17,144,093.00	17,144,093.00
CWSRF 130	7/5/2023	11/15/2023	7/5/2023	Socorro, City of	1	2,750,000.00	2,750,000.00
CWSRF 131	2/16/2024	2/16/2024	2/16/2024	Cloudcroft, Village of	1	316,000.00	316,000.00
CWSRF 132	3/5/2024	3/5/2024	3/5/2024	Tucumcari, City of	1	3,210,000.00	3,210,000.00
CWSRF 134	2/23/2024	2/23/2024	2/23/2024	Belen, City of	1	1,000,000.00	1,000,000.00
CWSRF EC 136	3/6/2024	3/6/2024	3/6/2024	Bernalillo County	1	128,000.00	128,000.00
CWSRF EC 137	3/26/2024	3/26/2024	3/26/2024	Bernalillo County	1	245,000.00	245,000.00
CWSRF EC 138	3/19/2024	3/19/2024	3/19/2024	Santa Fe County	1	459,000.00	459,000.00
CWSRF EQ 133	1/29/2024	1/29/2024	1/29/2024	Camino Real Regional Utility Authority (CRRUA)	1	250,000.00	250,000.00
New Assistance to Report					9	25,502,093.00	25,502,093.00
<u>Changes in Assistance</u>							
CWSRF 065	10/24/2017	3/12/2024	4/20/2018	Gallup, City of	0	1,600,000.00	5,000,000.00
CWSRF 072	1/10/2018	8/22/2023	1/10/2019	Springer, Town of	0	200,000.00	2,756,234.00
CWSRF 076	1/10/2018	11/21/2023	9/28/2020	Espanola, City of	0	2,000,000.00	4,000,000.00
CWSRF 100	2/5/2020	12/14/2023	2/5/2020	Fort Sumner, Village of	0	-42,244.55	157,755.45
CWSRF EQ 110	9/7/2022	6/28/2024	9/7/2022	Los Alamos County	0	1,200,000.00	26,200,000.00
Changes in Assistance to Report					0	4,957,755.45	38,113,989.45
						30,459,848.45	63,616,082.45

Project Completions/Initiation of Operations

Loan Number	Initial Agreement Date	Latest Agreement Date Thru RY	Project Completion Date	Borrower	Number of Agreements	NIMS Current Year Change	Year End
<u>Prior Assistance Year Projects</u>							
CWSRF 071	2/2/2018	3/4/2021	7/17/2023	Las Vegas, City of	1	1,000,000.00	1,000,000.00
CWSRF 112	9/27/2021	1/26/2022	8/3/2023	El Valle de Los Ranchos Water & Sanitation Distric	1	202,740.00	202,740.00
CWSRF 116	11/2/2022	11/2/2022	2/21/2024	Jemez Springs, Village of	1	50,000.00	50,000.00
Prior Assistance Year Projects to Report					4	2,434,015.00	2,434,015.00

Attachment 7

NEW MEXICO ENVIRONMENT DEPARTMENT CLEAN WATER STATE REVOLVING FUND PROJECTS PRIORITY LIST FY2024									
Points	Applicant	DP#	NPDES#	Project	Project Amount	Notes	Appropriation Used for Funding	Affordability Criteria Status	Green Project Reserve Amount
520	San Juan County/Flora Vista	DP 427 (Farmington)	NM0020583	Flora Vista Sanitary Sewer Collection System	\$16,000,000	Bypassed-Debt Capacity	N/A	Meets	TBD
470	Santa Fe, City of-UV Disinfection	DP 289	NM0022292	UV Disinfection Equipment Replacement Project	\$15,000,000.00	Loan Execution In progress	Repayment Funds	Does Not Meet	TBD
450	Gallup, City of-NTAU Regional	N/A	NM0020672	New WWTP Facility	\$125,000,000	Bypassed-Debt Capacity	N/A	Meets	TBD
450	Mountainair, Town of	DP 1440	N/A	Mountainair Wastewater Treatment Plant Improvements	\$7,000,000.00	Bypassed-Readiness to Proceed	N/A	Meets	TBD
450	Cimmaron, Village of	DP 1252	NM0031038	New Lagoons Construction	\$3,000,000.00	Amended to existing project	N/A	Meets	
425	Santa Fe, City of	DP289	NM0022292	FY 2024 CIPP Sewer Rehabilitation Project	\$2,100,000	Duplicate	N/A	Does Not Meet	No
425	Anthony Water and Sanitation District	DP 450	NM0029629	Anthony Wastewater Treatment Plant Renovation Project	\$16,954,230	Bypassed-Debt Capacity	N/A	Meets	TBD
415	Bayard, City of	DP 1611	NM0020231	Wastewater System Improvements	\$5,000,000	Bypassed-Debt Capacity	N/A	Meets	TBD
410	Tucumcari, City of	DP 1700	NM0020711	Wastewater Effluent Disposal and Reuse Project Phase 2	\$2,300,000.00	Funded	FFY2023 BIL GS	Meets	Yes, amount TBD
410	Agua Fria, Village of	N/A	N/A	Agua Fria Sewer Line Installation	\$20,000,000.00	Bypassed-Debt Capacity	N/A	Meets	No
400	Gallup, City of-Rehab	N/A	NM0020672	Wastewater Treatment Plant Improvements	\$15,000,000	Loan Execution In progress	TBD	Meets	TBD
390	Bernalillo County~ Alameda	DP 1024	NM0023485/NMR04A002	Alameda Stormwater Outfall Improvements and EC	\$1,800,000.00	Funded	Emerging Contaminant	Meets	TBD
385	Santa Fe, City of-Treatment Improvements	DP 289	NM0022292	Preliminary and Primary Treatment Improvements Project	\$27,000,000.00	Loan Execution In progress	Repayment Funds	Does Not Meet	TBD
365	Santa Fe, City of-Sewer Line Repair	DP 289	NM0022292	CIPP Priority Sanitary Sewer Line Repair	\$6,100,000.00	Loan Execution In progress	Repayment Funds	Does Not Meet	No
360	McKinley County	N/A	N/A	Allison Wastewater PER	\$60,000.00	Bypassed-Debt Capacity	N/A	Meets	No
350	Cloudcroft, Village of	N/A	NM0024848	WWTP Solids Handling Improvements	\$4,600,000.00	Design Funded	FFY2023 BIL GS	Meets	No
350	Santa Fe, City of-Nichols Dam	DP 289	NM0022292	Nichols Dam Outlet Works Rehabilitation	\$17,000,000.00	Loan Execution In progress	Repayment Funds	Does Not Meet	TBD
343	Santa Fe County	DP 289	NM0022292	Santa Fe County PFAS	\$5,000,000	Funded	Emerging Contaminant	Meets	No
325	Truchas MDWCA	N/A	N/A	Wastewater PER	\$50,000.00	Bypassed-Debt Capacity	N/A	Meets	No
305	Bernalillo County~ Tijeras	DP 1025	NM0023485/NMR04A002	Tijeras Creek Watershed EC & PFAS	\$245,000.00	Funded	Emerging Contaminant	Meets	No
295	Socorro, City of	DP 35 (WWTP)	NM0028835	Belt Press Replacement	\$1,500,000.00	Funded	FFY2022 Base	Meets	No
295	Clayton, Town of	DP-229	N/A	Lagoon Rehabilitation - #3 and #1	\$850,000.00	Funded	TBD	Meets	No
280	Yahtahey Water & Sanitation District	DP 792	N/A	Wastewater Systems Improvements	\$1,000,000	Bypassed-Debt Capacity	N/A	Meets	TBD
270	Las Vegas, City of (New WWTP)	DP 494	NM0028827	New Wastewater Treatment Plant	\$50,000,000	Bypassed-Debt Capacity	N/A	Meets	TBD
265	Sunland Park, City of	N/A	NM0029483	Manhole cover replacement	\$3,500,000	Bypassed-Readiness to Proceed	TBD	Meets	No
255	Gallup, City of-Collection	N/A	NM0020672	Wastewater Lines Replacement	\$27,000,000	Bypassed-Readiness to Proceed	TBD	Meets	No
250	Chaves County Flood Commission	N/A	N/A	Macho Draw EWPP	\$500,000.00	Offer Declined	N/A	Meets	TBD
245	Estancia Valley Solid Waste Authority	DP-1708	N/A	Landfill - Construction Cell 5	\$2,067,000.00	Loan Execution In progress	TBD	Meets	No
235	Santa Fe, City of--Collection Division Admin	DP 289	NM0022292	Collections Division Equipment and Administrative Building	\$6,000,000.00	Loan Execution In progress	Repayment Funds	Does Not Meet	No
235	PaaKo Communities Sewer Association	DP 954	NM0030724	Rehab and Updating of WWTP and Sewer System	\$1,000,000.00	Bypassed-Debt Capacity	N/A	Meets	No
230	CRRUA/Sunland Park	DP 565	NM0031178	Sunland Park WWTP Rehabilitation PER	\$250,000.00	Funded	FFY2023 BIL GS	Meets	No
230	Santa Fe, City of--San Juan Chama Return Flow	DP 289	NM0022292	San Juan-Chama Return Flow Pipeline Project	\$35,000,000.00	Bypassed-Readiness to Proceed	N/A	Does Not Meet	Yes, amount TBD
227.5	Socorro, City of	DP 35 (WWTP)	NM0028835	6th Street Stormwater Holding Pond	\$1M to \$3M	Bypassed-Readiness to Proceed	N/A	Meets	Yes, amount TBD
210	Belen, City of	N/A	NM0020150	City of Belen Wastewater Treatment Plant Improvements	\$13,500,000	Design Funded	TBD	Meets	No
210	Santa Fe-Environmental Services	DP 289	NM0022292	Environmental Services Division Maintenance and Administrative Building	\$20,000,000.00	Loan Execution In progress	N/A	Does Not Meet	No
195	Roswell, City of	DP 281	NM0020311	Wastewater Treatment Plant Improvements	\$4,000,000.00	Bypassed-Readiness to Proceed	N/A	Meets	TBD
170	Los Alamos-	DP 1894	No. NM0020133	Bayo Booster non-potable project	\$1,000,000.00	Funded	BIL GS 2	Meets	No
160	Albuquerque, City of	DP 1887	NM022250	Planning for Maxeon WWTP	\$10,000,000.00	Bypassed-Readiness to Proceed	N/A	Meets	No
145	Roswell, City of	DP 281	NM0020311	Stormwater System Upgrades	\$44,127,639.00	Bypassed-Readiness to Proceed	N/A	Meets	TBD
135	Roswell, City of	DP 281	NM0020311	Sewer line Rehabilitation and Replacement	\$2,100,000.00	Bypassed-Readiness to Proceed	N/A	Meets	TBD
135	Roswell, City of	DP 281	NM0020311	Wastewater Utility Rehabilitation	\$32,075,600.00	Bypassed-Readiness to Proceed	N/A	Meets	TBD
100	Farmington, City of	N/A	NM0020583	Farmington Reclaimed Water System Preliminary Engineering Report	\$200,000.00	Funded	FFY2023 Base	Meets	Yes, amount TBD
350	Albuquerque Bernalillo County Water Utility Authority	DP 1887	NM022250	Reuse Pipeline	\$5,000,000.00	Funded	BIL GS 2	Meets	Yes, amount TBD
355	Village of Jemez Springs	N/A	NM1128011	Wastewater and Collection Systems Rehabilitation	\$5,000,000.00	Bypassed-Debt Capacity	N/A	Meets	No