


United States Environmental Protection Agency RCRA SUBTITLE C SITE IDENTIFICATION FORM	
---	---

1. Reason for Submittal (Select only one.)

<input type="checkbox"/>	Obtaining or updating an EPA ID number for on-going regulated activities (Items 10-17 below) that will continue for a period of time.
<input type="checkbox"/>	Submitting as a component of the Hazardous Waste Report for _____ (Reporting Year)
<input type="checkbox"/>	Site was a TSD facility, a reverse distributor, and/or generator of $\geq 1,000$ kg of non-acute hazardous waste, > 1 kg of acute hazardous waste, or > 100 kg of acute hazardous waste spill cleanup in one or more months of the reporting year (or State equivalent LQG regulations)
<input type="checkbox"/>	Notifying that regulated activity is no longer occurring at this Site
<input type="checkbox"/>	Obtaining or updating an EPA ID number for conducting Electronic Manifest Broker activities
<input checked="" type="checkbox"/>	Submitting a new or revised Part A (permit) Form

2. Site EPA ID Number

N	M	0	8	9	0	0	1	0	5	1	5
---	---	---	---	---	---	---	---	---	---	---	---

3. Site Name

Los Alamos National Laboratory

4. Site Location Address

Street Address	Bikini Atoll Road, SM-30		
City, Town, or Village	Los Alamos	County	Los Alamos
State	New Mexico	Country	USA
		Zip Code	87545
Latitude	35.874074N	Longitude	-106.329337
		<input type="checkbox"/> Use Lat/Long as Primary Address	

5. Site Mailing Address

Same as Location Street Address

Street Address	PO Box 1663, MS A316		
City, Town, or Village	Los Alamos		
State	New Mexico	Country	USA
		Zip Code	87545

6. Site Land Type

<input type="checkbox"/> Private	<input type="checkbox"/> County	<input type="checkbox"/> District	<input checked="" type="checkbox"/> Federal	<input type="checkbox"/> Tribal	<input type="checkbox"/> Municipal	<input type="checkbox"/> State	<input type="checkbox"/> Other
----------------------------------	---------------------------------	-----------------------------------	---	---------------------------------	------------------------------------	--------------------------------	--------------------------------

7. North American Industry Classification System (NAICS) Code(s) for the Site (at least 5-digit codes)

A. (Primary) 928110	C. 562211
B. 54171	D. 562910

8. Site Contact Information

 Same as Location Address

First Name	Theodore	MI	A	Last Name	Wyka
Title	Manager, National Nuclear Security Administration, Los Alamos Field Office, U.S. Department of Energy				
Street Address	3747 West Jemez Road, MS A316				
City, Town, or Village	Los Alamos				
State	New Mexico	Country	USA	Zip Code	87544
Email	theodore.wyka@nnsa.doe.gov				
Phone	(505) 667-5105	Ext		Fax	(505) 606-5948

9. Legal Owner and Operator of the Site

A. Name of Site's Legal Owner

 Same as Location Address

Full Name	U. S. Department of Energy	Date Became Owner (mm/dd/yyyy)	1/1/1943
Owner Type	<input type="checkbox"/> Private <input type="checkbox"/> County <input type="checkbox"/> District <input checked="" type="checkbox"/> Federal <input type="checkbox"/> Tribal <input type="checkbox"/> Municipal <input type="checkbox"/> State <input type="checkbox"/> Other		
Street Address	3747 West Jemez Road, MS A316		
City, Town, or Village	Los Alamos		
State	New Mexico	Country	USA
Zip Code	87544		
Email	theodore.wyka@nnsa.doe.gov		
Phone	(505) 667-5105	Ext	
Fax	(505) 606-5948		
Comments	The U.S Department of Energy (DOE) owns and co-operates the facility. The DOE National Nuclear Security Administration, Los Alamos Field Office and Triad National Security, LLC (Triad) co-operate specified hazardous waste management units located at Technical Areas (TA) 3, 14, 16, 36, 39, 50, 55, 63, and 54 West. The DOE Environmental Management, Los Alamos Field Office and Newport News Nuclear BWXT-Los Alamos, LLC (N3B) co-operate different hazardous waste management units located at TA 54, Areas G, H and L.		

B. Name of Site's Legal Operator

 Same as Location Address

Full Name	Triad National Security, LLC	Date Became Operator (mm/dd/yyyy)	11/1/2018
Operator Type	<input checked="" type="checkbox"/> Private <input type="checkbox"/> County <input type="checkbox"/> District <input type="checkbox"/> Federal <input type="checkbox"/> Tribal <input type="checkbox"/> Municipal <input type="checkbox"/> State <input type="checkbox"/> Other		
Street Address	Bikini Atoll Road, Bldg SM-30, MS A102		
City, Town, or Village	Los Alamos		
State	New Mexico	Country	USA
Zip Code	87545		
Email	scoleman@lanl.gov		
Phone	(505) 606-0154	Ext	
Fax			
Comments	See Item 18, Comments, for additional Owner/Operator information		

10. Type of Regulated Waste Activity (at your site)

Mark "Yes" or "No" for all current activities (as of the date submitting the form); complete any additional boxes as instructed.

A. Hazardous Waste Activities

<input checked="" type="checkbox"/> Y <input type="checkbox"/> N	1. Generator of Hazardous Waste—If "Yes", mark only one of the following—a, b, c	
<input checked="" type="checkbox"/>	a. LQG	-Generates, in any calendar month, 1,000 kg/mo (2,200 lb/mo) or more of non-acute hazardous waste (includes quantities imported by importer site); or - Generates, in any calendar month, or accumulates at any time, more than 1 kg/mo (2.2 lb/mo) of acute hazardous waste; or - Generates, in any calendar month or accumulates at any time, more than 100 kg/mo (220 lb/mo) of acute hazardous spill cleanup material.
<input type="checkbox"/>	b. SQG	100 to 1,000 kg/mo (220-2,200 lb/mo) of non-acute hazardous waste and no more than 1 kg (2.2 lb) of acute hazardous waste and no more than 100 kg (220 lb) of any acute hazardous spill cleanup material.
<input type="checkbox"/>	c. VSQG	Less than or equal to 100 kg/mo (220 lb/mo) of non-acute hazardous waste.
<input type="checkbox"/> Y <input checked="" type="checkbox"/> N	2. Short-Term Generator (generates from a short-term or one-time event and not from on-going processes). If "Yes", provide an explanation in the Comments section. <i>Note: If "Yes", you MUST indicate that you are a Generator of Hazardous Waste in Item 10.A.1 above.</i>	
<input checked="" type="checkbox"/> Y <input type="checkbox"/> N	3. Treater, Storer or Disposer of Hazardous Waste—Note: Part B of a hazardous waste permit is required for these activities.	
<input checked="" type="checkbox"/> Y <input type="checkbox"/> N	4. Receives Hazardous Waste from Off-site	
<input type="checkbox"/> Y <input checked="" type="checkbox"/> N	5 Recycler of Hazardous Waste	
<input type="checkbox"/>	a. Recycler who stores prior to recycling	
<input type="checkbox"/>	b. Recycler who does not store prior to recycling	
<input type="checkbox"/> Y <input checked="" type="checkbox"/> N	6. Exempt Boiler and/or Industrial Furnace—If "Yes", mark all that apply.	
<input type="checkbox"/>	a. Small Quantity On-site Burner Exemption	
<input type="checkbox"/>	b. Smelting, Melting, and Refining Furnace Exemption	

B. Waste Codes for Federally Regulated Hazardous Wastes. Please list the waste codes of the Federal hazardous wastes handled at your site. List them in the order they are presented in the regulations (e.g. D001, D003, F007, U112). Use an additional page if more spaces are needed.

See 3a and 3b						

C. Waste Codes for State Regulated (non-Federal) Hazardous Wastes. Please list the waste codes of the State hazardous wastes handled at your site. List them in the order they are presented in the regulations. Use an additional page if more spaces are needed.

None						

10. Type of Regulated Waste Activity (at your site)
B. Waste Codes for Federally Regulated Hazardous Wastes.

D001	D002	D003	D004	D005	D006	D007
D008	D009	D010	D011	D012	D013	D014
D015	D016	D017	D018	D019	D020	D021
D022	D023	D024	D025	D026	D027	D028
D029	D030	D031	D032	D033	D034	D035
D036	D037	D038	D039	D040	D041	D042
D043	F001	F002	F003	F004	F005	F006
F007	F008	F009	F010	F011	F012	F019
F020	F021	F022	F023	F024	F025	F026
F027	F028	F032	F034	F035	F037	F038
F039	K044	K045	K046	K047	K084	K101
K102	P001	P002	P003	P004	P005	P006
P007	P008	P009	P010	P011	P012	P013
P014	P015	P016	P017	P018	P020	P021
P022	P023	P024	P026	P027	P028	P029
P030	P031	P033	P034	P036	P037	P038
P039	P040	P041	P042	P043	P044	P045
P046	P047	P048	P049	P050	P051	P054
P056	P057	P058	P059	P060	P062	P063
P064	P065	P066	P067	P068	P069	P070
P071	P072	P073	P074	P075	P076	P077
P078	P081	P082	P084	P085	P087	P088
P089	P092	P093	P094	P095	P096	P097
P098	P099	P101	P102	P103	P104	P105
P106	P108	P109	P110	P111	P112	P113
P114	P115	P116	P118	P119	P120	P121
P122	P123	P127	P128	P185	P188	P189
P190	P191	P192	P194	P196	P197	P198
P199	P201	P202	P203	P204	P205	U001
U002	U003	U004	U005	U006	U007	U008
U009	U010	U011	U012	U014	U015	U016
U017	U018	U019	U020	U021	U022	U023
U024	U025	U026	U027	U028	U029	U030
U031	U032	U033	U034	U035	U036	U037
U038	U039	U041	U042	U043	U044	U045
U046	U047	U048	U049	U050	U051	U052
U053	U055	U056	U057	U058	U059	U060
U061	U062	U063	U064	U066	U067	U068
U069	U070	U071	U072	U073	U074	U075

10. Type of Regulated Waste Activity (at your site)**B. Waste Codes for Federally Regulated Hazardous Wastes. (Continued)**

U076	U077	U078	U079	U080	U081	U082
U083	U084	U085	U086	U087	U088	U089
U090	U091	U092	U093	U094	U095	U096
U097	U098	U099	U101	U102	U103	U105
U106	U107	U108	U109	U110	U111	U112
U113	U114	U115	U116	U117	U118	U119
U120	U121	U122	U123	U124	U125	U126
U127	U128	U129	U130	U131	U132	U133
U134	U135	U136	U137	U138	U140	U141
U142	U143	U144	U145	U146	U147	U148
U149	U150	U151	U152	U153	U154	U155
U156	U157	U158	U159	U160	U161	U162
U163	U164	U165	U166	U167	U168	U169
U170	U171	U172	U173	U174	U176	U177
U178	U179	U180	U181	U182	U183	U184
U185	U186	U187	U188	U189	U190	U191
U192	U193	U194	U196	U197	U200	U201
U202	U203	U204	U205	U206	U207	U208
U209	U210	U211	U213	U214	U215	U216
U217	U218	U219	U220	U221	U222	U223
U225	U226	U227	U228	U234	U235	U236
U237	U238	U239	U240	U243	U244	U246
U247	U248	U249	U271	U278	U279	U280
U328	U353	U359	U364	U367	U372	U373
U387	U389	U394	U395	U404	U409	U410
U411						

11. Additional Regulated Waste Activities (NOTE: Refer to your State regulations to determine if a separate permit is required.)**A. Other Waste Activities**

<input checked="" type="checkbox"/> Y <input type="checkbox"/> N	1. Transporter of Hazardous Waste—If “Yes”, mark all that apply.
<input checked="" type="checkbox"/>	a. Transporter
<input checked="" type="checkbox"/>	b. Transfer Facility (at your site)
<input type="checkbox"/> Y <input checked="" type="checkbox"/> N	2. Underground Injection Control
<input type="checkbox"/> Y <input checked="" type="checkbox"/> N	3. United States Importer of Hazardous Waste
<input type="checkbox"/> Y <input checked="" type="checkbox"/> N	4. Recognized Trader—If “Yes”, mark all that apply.
<input type="checkbox"/>	a. Importer
<input type="checkbox"/>	b. Exporter
<input type="checkbox"/> Y <input checked="" type="checkbox"/> N	5. Importer/Exporter of Spent Lead-Acid Batteries (SLABs) under 40 CFR 266 Subpart G—If “Yes”, mark all that apply.
<input type="checkbox"/>	a. Importer
<input type="checkbox"/>	b. Exporter

B. Universal Waste Activities

<input checked="" type="checkbox"/> Y <input type="checkbox"/> N	1. Large Quantity Handler of Universal Waste (you accumulate 5,000 kg or more) - If “Yes” mark all that apply. Note: Refer to your State regulations to determine what is regulated.
<input checked="" type="checkbox"/>	a. Batteries
<input checked="" type="checkbox"/>	b. Pesticides
<input checked="" type="checkbox"/>	c. Mercury containing equipment
<input checked="" type="checkbox"/>	d. Lamps
<input checked="" type="checkbox"/>	e. Aerosol Cans
<input type="checkbox"/>	f. Other (specify) _____
<input type="checkbox"/>	g. Other (specify) _____
<input type="checkbox"/> Y <input checked="" type="checkbox"/> N	2. Destination Facility for Universal Waste Note: A hazardous waste permit may be required for this activity.

C. Used Oil Activities

<input type="checkbox"/> Y <input checked="" type="checkbox"/> N	1. Used Oil Transporter—If “Yes”, mark all that apply.
<input type="checkbox"/>	a. Transporter
<input type="checkbox"/>	b. Transfer Facility (at your site)
<input type="checkbox"/> Y <input checked="" type="checkbox"/> N	2. Used Oil Processor and/or Re-refiner—If “Yes”, mark all that apply.
<input type="checkbox"/>	a. Processor
<input type="checkbox"/>	b. Re-refiner
<input type="checkbox"/> Y <input checked="" type="checkbox"/> N	3. Off-Specification Used Oil Burner
<input type="checkbox"/> Y <input checked="" type="checkbox"/> N	4. Used Oil Fuel Marketer—If “Yes”, mark all that apply.
<input type="checkbox"/>	a. Marketer Who Directs Shipment of Off-Specification Used Oil to Off-Specification Used Oil Burner
<input type="checkbox"/>	b. Marketer Who First Claims the Used Oil Meets the Specifications

D. Pharmaceutical Activities

<input type="checkbox"/> Y <input checked="" type="checkbox"/> N	1. Operating under 40 CFR Part 266, Subpart P for the management of hazardous waste pharmaceuticals—if “Yes”, mark only one. Note: See the item-by-item instructions for definitions of healthcare facility and reverse distributor.
<input type="checkbox"/>	a. Healthcare Facility
<input type="checkbox"/>	b. Reverse Distributor
<input type="checkbox"/> Y <input checked="" type="checkbox"/> N	2. Withdrawing from operating under 40 CFR Part 266, Subpart P for the management of hazardous waste pharmaceuticals. Note: You may only withdraw if you are a healthcare facility that is a VSQG for all of your hazardous waste, including hazardous waste pharmaceuticals.

12. Eligible Academic Entities with Laboratories—Notification for opting into or withdrawing from managing laboratory hazardous wastes pursuant to 40 CFR Part 262, Subpart K.

<input type="checkbox"/> Y <input checked="" type="checkbox"/> N	A. Opting into or currently operating under 40 CFR Part 262, Subpart K for the management of hazardous wastes in laboratories— If “Yes”, mark all that apply. Note: See the item-by-item instructions for definitions of types of eligible academic entities.
<input type="checkbox"/>	1. College or University
<input type="checkbox"/>	2. Teaching Hospital that is owned by or has a formal written affiliation with a college or university
<input type="checkbox"/>	3. Non-profit Institute that is owned by or has a formal written affiliation with a college or university
<input type="checkbox"/> Y <input checked="" type="checkbox"/> N	B. Withdrawing from 40 CFR Part 262, Subpart K for the management of hazardous wastes in laboratories.

13. Episodic Generation

<input type="checkbox"/> Y <input checked="" type="checkbox"/> N	Are you an SQG or VSQG generating hazardous waste from a planned or unplanned episodic event, lasting no more than 60 days, that moves you to a higher generator category. If “Yes”, you must fill out the Addendum for Episodic Generator.
--	---

14. LQG Consolidation of VSQG Hazardous Waste

<input type="checkbox"/> Y <input checked="" type="checkbox"/> N	Are you an LQG notifying of consolidating VSQG Hazardous Waste Under the Control of the Same Person pursuant to 40 CFR 262.17(f)? If “Yes”, you must fill out the Addendum for LQG Consolidation of VSQG hazardous waste.
--	---

15. Notification of LQG Site Closure for a Central Accumulation Area (CAA) (optional) OR Entire Facility (required)

<input type="checkbox"/> Y <input checked="" type="checkbox"/> N	LQG Site Closure of a Central Accumulation Area (CAA) or Entire Facility.
A. <input type="checkbox"/> Central Accumulation Area (CAA) or <input type="checkbox"/> Entire Facility	
B. Expected closure date: _____ mm/dd/yyyy	
C. Requesting new closure date: _____ mm/dd/yyyy	
D. Date closed : _____ mm/dd/yyyy	
<input type="checkbox"/>	1. In compliance with the closure performance standards 40 CFR 262.17(a)(8)
<input type="checkbox"/>	2. Not in compliance with the closure performance standards 40 CFR 262.17(a)(8)

16. Notification of Hazardous Secondary Material (HSM) Activity

<input checked="" type="checkbox"/> Y <input type="checkbox"/> N	Are you notifying under 40 CFR 260.42 that you will begin managing, are managing, or will stop managing hazardous secondary material under 40 CFR 260.30, 40 CFR 261.4(a)(23), (24), (25), or (27)? If "Yes", you must fill out the Addendum to the Site Identification Form for Managing Hazardous Secondary Material.
--	---

17. Electronic Manifest Broker

<input type="checkbox"/> Y <input checked="" type="checkbox"/> N	Are you notifying as a person, as defined in 40 CFR 260.10, electing to use the EPA electronic manifest system to obtain, complete, and transmit an electronic manifest under a contractual relationship with a hazardous waste generator?
--	--

18. Comments (include item number for each comment)

8. Site Contact Information (Continued)		
First Name: Michael	MI: A	Last Name: Mikolanis
Title: Manager, Environmental Management, Los Alamos Field Office, U. S. Department of Energy		
Street Address: 1200 Trinity Drive, Suite 400P		
State: NM	Country: USA	City, Town, or Village: Los Alamos
Email: michael.mikolanis@em.doe.gov		Zip Code: 87544
Phone: (240) 562-1122	Ext:	Fax:
9.B. Name of Site Legal Operator (Continued)		
Newport News Nuclear BWXT-Los Alamos, LLC (N3B)		Date Became an Operator: 04/30/2018
Operator Type: Private		
Street Address: 1200 Trinity Drive, Suite 150		City, Town, or Village: Los Alamos
State: NM	Country: USA	Zip Code: 87544
Email: bradley.smith@em-la.doe.gov		Phone: (505) 257-7690
10.B. Waste Codes for Federally Regulated Hazardous Wastes. See pages 3a and 3b.		
19. Certification (Continued). See pages 6 and 6a.		

19. Certification I certify under penalty of law that this document and all attachments were prepared under my direction or supervision in accordance with a system designed to assure that qualified personnel properly gather and evaluate the information submitted. Based on my inquiry of the person or persons who manage the system, or those persons directly responsible for gathering the information, the information submitted is, to the best of my knowledge and belief, true, accurate, and complete. I am aware that there are significant penalties for submitting false information, including the possibility of fines and imprisonment for knowing violations. **Note: For the RCRA Hazardous Waste Part A permit Application, all owners and operators must sign (see 40 CFR 270.10(b) and 270.11).**

Signature of legal owner, operator or authorized representative Robert A. Gallegos <small>Digitally signed by Robert A. Gallegos Date: 2023.10.20 09:44:10 -06'00'</small>	Date (mm/dd/yyyy) 10/20/2023
Printed Name (First, Middle Initial Last) Robert A. Gallegos	Title Permitting and Compliance Program Manager, National Nuclear Security Administration, Los Alamos Field Office. U.S. Department of Energy
Email robert.gallegos@nnsa.doe.gov	
Signature of legal owner, operator or authorized representative JESSICA MOSELEY (Affiliate) <small>Digitally signed by JESSICA MOSELEY (Affiliate) Date: 2023.10.19 11:14:02 -06'00'</small>	Date (mm/dd/yyyy) 10/23/2023
Printed Name (First, Middle Initial Last) Jessica L. Moseley	Title Acting Division Leader, Environmental Protection and Compliance Division, Triad National Security, LLC
Email jmoseley@lanl.gov	

16. Notification of Hazardous Secondary Material (HSM) Activity



<input type="checkbox"/> Y <input type="checkbox"/> N	Are you notifying under 40 CFR 260.42 that you will begin managing, are managing, or will stop managing hazardous secondary material under 40 CFR 260.30, 40 CFR 261.4(a)(23), (24), (25), or (27)? If "Yes", you must fill out the Addendum to the Site Identification Form for Managing Hazardous Secondary Material.
---	---

17. Electronic Manifest Broker

<input type="checkbox"/> Y <input type="checkbox"/> N	Are you notifying as a person, as defined in 40 CFR 260.10, electing to use the EPA electronic manifest system to obtain, complete, and transmit an electronic manifest under a contractual relationship with a hazardous waste generator?
---	--

18. Comments (include item number for each comment)

19. Certification I certify under penalty of law that this document and all attachments were prepared under my direction or supervision in accordance with a system designed to assure that qualified personnel properly gather and evaluate the information submitted. Based on my inquiry of the person or persons who manage the system, or those persons directly responsible for gathering the information, the information submitted is, to the best of my knowledge and belief, true, accurate, and complete. I am aware that there are significant penalties for submitting false information, including the possibility of fines and imprisonment for knowing violations. **Note: For the RCRA Hazardous Waste Part A permit Application, all owners and operators must sign (see 40 CFR 270.10(b) and 270.11).**

Signature of legal owner, operator or authorized representative  Digitally signed by BRIAN HARCEK Date: 2023.10.18 12:53:20 -06'00'	Date (mm/dd/yyyy) 10/18/2023
Printed Name (First, Middle Initial Last) Brian Harcek	Title Acting Co-Director, Office of Quality and Regulatory Compliance, Environmental Management, Los Alamos Field Office, U.S. Department of Energy
Email brian.harcek@em.doe.gov	
Signature of legal owner, operator or authorized representative Robert Edwards  Digitally signed by Robert Edwards Date: 2023.10.16 06:04:14 -06'00'	Date (mm/dd/yyyy) 10/16/2023
Printed Name (First, Middle Initial Last) Robert Edwards III	Title Acting Program Manager, Environment, Safety, Health and Quality, Newport News Nuclear BWXT-Los Alamos, LLC (N3B)
Email robert.edwards@em-la.doe.gov	

**ADDENDUM TO THE SITE IDENTIFICATION FORM:
NOTIFICATION OF HAZARDOUS SECONDARY MATERIAL ACTIVITY**



ONLY fill out this form if:

- You are located in a State that allows you to manage excluded hazardous secondary material (HSM) under 40 CFR 260.30, 261.4(a)(23), (24), (25), or (27) (or state equivalent; See <https://www.epa.gov/hw/where-2018-definition-solid-waste-rule-effect> for a list of eligible states; AND
- You are or will be managing excluded HSM in compliance with 40 CFR 260.30, 261.4(a)(23), (24), (25), or (27) (or state equivalent) or have stopped managing excluded HSM in compliance with the exclusion(s) and do not expect to manage any amount of excluded HSM under the exclusion(s) for at least one year. Do not include any information regarding your hazardous waste activities in this section. Note: If your facility was granted a solid waste variance under 40 CFR 260.30 prior to July 13, 2015, your management of HSM under 40 CFR 260.30 is grandfathered under the previous regulations and you are not required to notify for the HSM management activity excluded under 40 CFR 260.30.

1. Reason for Notification (Include dates where requested)

Facility will begin managing excluded HSM as of _____ (mm/dd/yyyy).

Facility is still managing excluded HSM/re-notifying as required by March 1 of each even-numbered year.

Facility has stopped managing excluded HSM as of _____ (mm/dd/yyyy) and is notifying as required.

2. Description of Excluded HSM Activity. Please list the appropriate codes (see Code List section of the instructions) and quantities, in short tons, to describe your excluded HSM activity ONLY (do not include any information regarding your hazardous wastes). Use additional pages if more space is needed.

A. Facility Code	B. Waste Code(s) for HSM	C. Estimate Short Tons of excluded HSM to be managed annually	D. Actual Short Tons of excluded HSM that was managed during the most recent odd-numbered year	E. Land-based Unit Code
01	D001, D002, D003, F003	1	LT 1	NA

**ADDENDUM TO THE SITE IDENTIFICATION FORM:
EPISODIC GENERATOR**



ONLY fill out this form if:

- You are an SQG or VSQG generating hazardous waste from a planned or unplanned episodic event, lasting no more than 60 days, that moves the generator to a higher generator category pursuant to 40 CFR 262 Subpart L. Note: Only one planned and one unplanned episodic event are allowed within one year; otherwise, you must follow the requirements of the higher generator category. Use additional pages if more space is needed.

Episodic Event	
1. Planned <input type="checkbox"/> Excess chemical inventory removal <input type="checkbox"/> Tank cleanouts <input type="checkbox"/> Short-term construction or demolition <input type="checkbox"/> Equipment maintenance during plant shutdowns <input type="checkbox"/> Other _____	2. Unplanned <input type="checkbox"/> Accidental spills <input type="checkbox"/> Production process upsets <input type="checkbox"/> Product recalls <input type="checkbox"/> "Acts of nature" (Tornado, hurricane, flood, etc.) <input type="checkbox"/> Other _____
3. Emergency Contact Phone	4. Emergency Contact Name
5. Beginning Date _____ (mm/dd/yyyy)	6. End Date _____ (mm/dd/yyyy)

Waste 1

7. Waste Description	8. Estimated Quantity (in pounds)
9. Federal and/or State Hazardous Waste Codes	

Waste 2

7. Waste Description	8. Estimated Quantity (in pounds)
9. Federal and/or State Hazardous Waste Codes	

Waste 3

7. Waste Description	8. Estimated Quantity (in pounds)
9. Federal and/or State Hazardous Waste Codes	

**ADDENDUM TO THE SITE IDENTIFICATION FORM:
LQG CONSOLIDATION OF VSQG HAZARDOUS WASTE**

**ONLY fill out this form if:**

- You are an LQG receiving hazardous waste from VSQGs under the control of the same person. Use additional pages if more space is needed.

VSQG 1		
1. EPA ID Number (if assigned)	2. Name	
3. Street Address		
4. City, Town, or Village	5. State	6. Zip Code
7. Contact Phone Number	8. Contact Name	
9. Email		

VSQG 2		
1. EPA ID Number (if assigned)	2. Name	
3. Street Address		
4. City, Town, or Village	5. State	6. Zip Code
7. Contact Phone Number	8. Contact Name	
9. Email		

VSQG 3		
1. EPA ID Number (if assigned)	2. Name	
3. Street Address		
4. City, Town, or Village	5. State	6. Zip Code
7. Contact Phone Number	8. Contact Name	
9. Email		

United States Environmental Protection Agency HAZARDOUS WASTE PERMIT PART A FORM	
--	---

1. Facility Permit Contact

First Name	Theodore	MI	A	Last Name	Wyka
Title	Manager, National Nuclear Security Administration, Los Alamos Field Office, U.S. Department of Energy				
Email	theodore.wyka@nnsa.doe.gov				
Phone	(505) 667-5105	Ext		Fax	(505) 667-5948

2. Facility Permit Contact Mailing Address

Street Address	3747 West Jemez Road, MS A316		
City, Town, or Village	Los Alamos		
State	NM	Country	USA
Zip Code	87544		

3. Facility Existence Date (mm/dd/yyyy)

1/1/1943

4. Other Environmental Permits

A. Permit Type	B. Permit Number	C. Description
See Page 10a		

5. Nature of Business

The central mission of Los Alamos National Laboratory is the reduction of global nuclear danger supported by research that also contributes to conventional defense, civilian, and industrial needs. This includes programs in nuclear, medium energy, and space physics; hydrodynamics; conventional explosives; chemistry; metallurgy; radiochemistry; space nuclear systems; controlled thermonuclear fusion; laser research; environmental technology; geothermal, solar, and fossil energy research; nuclear safeguards; biomedicine; health and biotechnology; and industrial partnerships.

4. Other Environmental Permits (continued)

A. Permit Type		B. Permit Number											C. Description		
N	N	M	R	1	0	0	-	-	-						NPDES Construction General Permit coverage for various individual construction projects: NMR100xxx
N	N	M	0	0	2	8	3	5	5						NPDES Industrial and Sanitary Point Source Discharges
N	N	M	R	0	5	0	0	1	1						NPDES Storm Water Multi-Sector General Permit (MSGP)
N	N	M	R	0	5	0	0	1	2						NPDES MSGP
N	N	M	R	0	5	0	0	1	3						NPDES MSGP
N	N	M	0	0	3	0	7	5	9						NPDES LANL Storm Water Individual Permit
N	N	M	G	8	7	0	0	0	2						NPDES Pesticides General Permit (PGP) for discharges from the application of pesticides
R	N	M	0	8	9	0	0	1	0	5	1	5			RCRA Hazardous Waste Facility Permit
E	D	P	-	8	5	7									TA-46 SWWS Plant and TA-3 Sanitary Effluent Reclamation Facility (SERF) Discharge Permit
E	D	P	-	1	1	3	2								TA-50 Radioactive Liquid Waste Treatment Facility, Discharge Permit
E	D	P	-	1	5	8	9								Six (6) Domestic Septic Tank/Leachfield Systems, Discharge Permit
E	D	P	-	1	7	9	3								On-Site Treatment and Land Application of Groundwater, Discharge Permit
E	D	P	-	1	8	3	5								Injection of Treated Groundwater into Class V Underground Injection Control (UIC) Wells, Discharge
F	N	W	P	-	4	3									Water Canyon West Jemez road Storm Drain Controls
F	N	W	P	-	3	8									Sandia Canyon TA-72 Storm Water Controls
F	N	W	P	-	2	7									Habitat Restoration- Mortandad Wetland Enhancement
F	N	W	P	-	4	3									Sandia Canyon (Lower) Area 1 Storm Water Controls
F	N	W	P	-	4	3									Sandia Canyon (Lower) Area 2 Storm Water Controls
F	N	W	P	-	4	3									Upper Ancho Canyon Structure Storm Water Controls
F	N	W	P	-	4	3									North Ancho Canyon Lower Structure Storm Water Controls
F	N	W	P	-	1	8									North Ancho Canyon Aggregate Area Phase II Project
F	N	W	P	-	5										Lower LA Canyon Gaging Station E110.7 Installation and E109.9 Gage Structure Removal
E	P	1	0	0	-	R	2	-	M	4					LANL Air Emissions Title V Operating Permit
E	2	1	9	5	-	R	1	-	R	9	0				Various 20 NMAC 2.72.202 Exemptions
E	2	1	9	5	B	-	M	3	R	1					TA-3 Power Plant
E	2	1	9	5	F	-	R	4							TA-33 Large Generator
E	G	C	P	3	-	2	1	9	5	G	-	R	1		TA-60 Asphalt Plant
E	2	1	9	5	H	-	R	1							Data disintegrator
E	2	1	9	5	N	-	R	2							Chemistry and Metallurgy Research Replacement Facility
E	2	1	9	5	P	-	R	1							TA-33 Small Generators
E	6	3	4	-	M	2	-	R	1						TA-3-141 Beryllium Operations
E	6	3	2	-	R	1									TA-35-213 Beryllium Operations
E	1	0	8	1	M	1	-	R	7						TA-55-4 Beryllium Operations

6. Process Codes and Design Capacities (continued)

Line Number		A. Process Code			B. Process Design Capacity		C. Process Total Number of Units	D. Unit Name
					(1) Amount	(2) Unit of Measure		
X	1	S	0	1	18,500	G	001	Technical Area 3
X	2	T	0	4	3,441	U	001	Technical Area 3
X	3	X	0	1	1,020 or 50	J* or U	002	Technical Area 14 <small>*Total indicates per day not per hour</small>
X	4	X	0	1	1,200 or 50	J* or U	002	Technical Area 16 <small>*Total indicates per day not per hour</small>
X	5	X	0	1	2,000	J*	001	Technical Area 36 <small>*Total indicates per day not per hour</small>
X	6	X	0	1	2,000	J*	002	Technical Area 39 <small>*Total indicates per day not per hour</small>
X	7	S	0	1	31,500	G	002	Technical Area 50
X	8	T	0	4	4,541	U	002	Technical Area 50
X	9	S	0	1	407,880	G	001	Technical Area 54, Area L
1	0	T	0	4	23,160	U	001	Technical Area 54, Area L
1	1	D	8	0	1,200	Y	001	Technical Area 54, Area L
1	2	S	9	9	600	G	001	Technical Area 54, Area L
1	3	S	0	1	4,346,590	G	009	Technical Area 54, Area G
1	4	T	0	4	185,280	U	008	Technical Area 54, Area G
1	5	S	0	1	4,950	G	001	Technical Area 54, Area G
1	6	D	8	0	14	Y	001	Technical Area 54, Area G
1	7	S	0	1	34,110 + 13,410*	G	002	Technical Area 54, West <small>*Total includes excess storage capacity</small>
1	8	T	0	4	3,441	U	001	Technical Area 54, West
1	9	D	8	0	63	Y	001	Technical Area 54, Area H
2	0	S	0	1	272,145	G	009	Technical Area 55
2	1	S	0	2	137	G	001	Technical Area 55
2	2	T	0	4	13,914	U	005	Technical Area 55
2	3	S	0	1	105,875	G	001	Technical Area 63
2	4	T	0	4	23,160	U	001	Technical Area 63
2	5	S	0	1	17,600	G	001	Technical Area 60
2	6	T	0	4	3,441	U	001	Technical Area 60

7. Description of Hazardous Wastes (Enter codes for Items 7.A, 7.C and 7.D(1)) (continued)

Line No.	A. EPA Hazardous Waste No.					B. Estimated Annual Qty of Waste	C. Unit of Measure	D. Processes									
	(1) Process Codes										(2) Process Description (if code is not entered in 7.D1))						
Technical Area 3																	
	1	D	0	0	1	7,000	P	S	0	1							
	2	D	0	0	2	21,000	P	S	0	1							
	3	D	0	0	3	2,500	P	S	0	1							
	4	D	0	0	4	3,000	P	S	0	1	T	0	4				
	5	D	0	0	5	3,000	P	S	0	1	T	0	4				
	6	D	0	0	6	2,500	P	S	0	1	T	0	4				
	7	D	0	0	7	7,000	P	S	0	1	T	0	4				
	8	D	0	0	8	27,000	P	S	0	1	T	0	4				
	9	D	0	0	9	4,000	P	S	0	1	T	0	4				
1	0	D	0	1	0	2,500	P	S	0	1	T	0	4				
1	1	D	0	1	1	3,000	P	S	0	1	T	0	4				
1	2	D	0	1	2	1,000	P	S	0	1							
1	3	D	0	1	8	1,500	P	S	0	1	T	0	4				
1	4	D	0	1	9	2,000	P	S	0	1	T	0	4				
1	5	D	0	2	1	2,000	P	S	0	1	T	0	4				
1	6	D	0	2	2	2,000	P	S	0	1	T	0	4				
1	7	D	0	2	3	2,000	P	S	0	1	T	0	4				
1	8	D	0	2	4	2,000	P	S	0	1	T	0	4				
1	9	D	0	2	5	2,000	P	S	0	1	T	0	4				
2	0	D	0	2	6	2,000	P	S	0	1	T	0	4				
2	1	D	0	2	7	1,500	P	S	0	1	T	0	4				
2	2	D	0	2	8	2,000	P	S	0	1	T	0	4				
2	3	D	0	2	9	1,000	P	S	0	1	T	0	4				
2	4	D	0	3	0	1,500	P	S	0	1	T	0	4				
2	5	D	0	3	2	1,500	P	S	0	1	T	0	4				
2	6	D	0	3	3	1,500	P	S	0	1	T	0	4				
2	7	D	0	3	4	1,500	P	S	0	1	T	0	4				
2	8	D	0	3	5	3,500	P	S	0	1	T	0	4				
2	9	D	0	3	6	1,500	P	S	0	1	T	0	4				
3	0	D	0	3	7	1,000	P	S	0	1	T	0	4				
3	1	D	0	3	8	1,500	P	S	0	1	T	0	4				
3	2	D	0	3	9	2,500	P	S	0	1	T	0	4				
3	3	D	0	4	0	2,500	P	S	0	1	T	0	4				
3	4	D	0	4	2	1,500	P	S	0	1	T	0	4				
3	5	D	0	4	3	1,500	P	S	0	1	T	0	4				

7. Description of Hazardous Wastes (Enter codes for Items 7.A, 7.C and 7.D(1)) (continued)

Line No.	A. EPA Hazardous Waste No.					B. Estimated Annual Qty of Waste	C. Unit of Measure	D. Processes															
	(1) Process Codes								(2) Process Description (if code is not entered in 7.D1))														
Technical Area 3 (continued)																							
3	6	F	0	0	1	21,000	P	S	0	1	T	0	4										
3	7	F	0	0	2	21,000	P	S	0	1	T	0	4										
3	8	F	0	0	3	21,000	P	S	0	1													
3	9	F	0	0	4	2,500	P	S	0	1	T	0	4										
4	0	F	0	0	5	21,000	P	S	0	1													
4	1	F	0	0	6	500	P	S	0	1													
4	2	F	0	0	7	500	P	S	0	1													
4	3	F	0	0	9	500	P	S	0	1													
4	4	P	0	0	3	1,000	P	S	0	1													
4	5	P	0	1	2	1,000	P	S	0	1													
4	6	P	0	1	5	1,000	P	S	0	1													
4	7	P	0	2	9	1,000	P	S	0	1													
4	8	P	0	3	0	1,000	P	S	0	1													
4	9	P	0	3	1	1,000	P	S	0	1													
5	0	P	0	3	8	1,000	P	S	0	1													
5	1	P	0	5	6	1,000	P	S	0	1													
5	2	P	0	6	3	1,000	P	S	0	1													
5	3	P	0	6	8	1,000	P	S	0	1													
5	4	P	0	7	3	1,000	P	S	0	1													
5	5	P	0	7	6	1,000	P	S	0	1													
5	6	P	0	7	8	1,000	P	S	0	1													
5	7	P	0	9	5	1,000	P	S	0	1													
5	8	P	0	9	6	1,000	P	S	0	1													
5	9	P	0	9	8	1,000	P	S	0	1													
6	0	P	0	9	9	500	P	S	0	1													
6	1	P	1	0	6	1,000	P	S	0	1													
6	2	P	1	1	3	1,000	P	S	0	1													
6	3	P	1	2	0	1,000	P	S	0	1													
6	4	U	0	0	1	1,000	P	S	0	1													
6	5	U	0	0	2	1,000	P	S	0	1													
6	6	U	0	0	3	1,000	P	S	0	1													
6	7	U	0	1	2	1,000	P	S	0	1													
6	8	U	0	1	9	1,000	P	S	0	1													
6	9	U	0	2	2	1,000	P	S	0	1													
7	0	U	0	2	9	1,000	P	S	0	1													

7. Description of Hazardous Wastes (Enter codes for Items 7.A, 7.C and 7.D(1)) (continued)

Line No.	A. EPA Hazardous Waste No.					B. Estimated Annual Qty of Waste	C. Unit of Measure	D. Processes									
								(1) Process Codes					(2) Process Description (if code is not entered in 7.D1))				
Technical Area 3 (continued)																	
7	1	U	0	3	1	1,000	P	S	0	1							
7	2	U	0	3	7	1,000	P	S	0	1							
7	3	U	0	4	4	1,000	P	S	0	1							
7	4	U	0	4	5	1,000	P	S	0	1							
7	5	U	0	5	2	1,000	P	S	0	1							
7	6	U	0	5	6	1,000	P	S	0	1							
7	7	U	0	5	7	1,000	P	S	0	1							
7	8	U	0	7	5	1,000	P	S	0	1							
7	9	U	0	7	7	1,000	P	S	0	1							
8	0	U	0	8	0	1,000	P	S	0	1							
8	1	U	1	0	3	500	P	S	0	1							
8	2	U	1	0	8	1,000	P	S	0	1							
8	3	U	1	1	2	1,000	P	S	0	1							
8	4	U	1	1	5	1,000	P	S	0	1							
8	5	U	1	1	7	1,000	P	S	0	1							
8	6	U	1	2	1	1,000	P	S	0	1							
8	7	U	1	2	2	1,000	P	S	0	1							
8	8	U	1	2	3	1,000	P	S	0	1							
8	9	U	1	3	1	1,000	P	S	0	1							
9	0	U	1	3	3	1,000	P	S	0	1							
9	1	U	1	3	4	1,000	P	S	0	1							
9	2	U	1	3	5	1,000	P	S	0	1							
9	3	U	1	4	0	1,000	P	S	0	1							
9	4	U	1	4	4	1,000	P	S	0	1							
9	5	U	1	5	1	1,000	P	S	0	1							
9	6	U	1	5	4	1,000	P	S	0	1							
9	7	U	1	5	9	1,000	P	S	0	1							
9	8	U	1	6	0	1,000	P	S	0	1							
9	9	U	1	6	1	1,000	P	S	0	1							
10	0	U	1	6	5	1,000	P	S	0	1							
10	1	U	1	6	9	1,000	P	S	0	1							
10	2	U	1	8	8	1,000	P	S	0	1							
10	3	U	1	9	0	1,000	P	S	0	1							
10	4	U	1	9	6	1,000	P	S	0	1							
10	5	U	2	0	4	1,000	P	S	0	1							

7. Description of Hazardous Wastes (Enter codes for Items 7.A, 7.C and 7.D(1)) (continued)

Line No.	A. EPA Hazardous Waste No.					B. Estimated Annual Qty of Waste	C. Unit of Measure	D. Processes									
								(1) Process Codes					(2) Process Description (if code is not entered in 7.D1))				
Technical Area 3 (continued)																	
10	6	U	2	1	0	1,000	P	S	0	1							
10	7	U	2	1	1	1,000	P	S	0	1							
10	8	U	2	1	3	1,000	P	S	0	1							
10	9	U	2	1	6	1,000	P	S	0	1							
11	0	U	2	1	8	1,000	P	S	0	1							
11	1	U	2	1	9	1,000	P	S	0	1							
11	2	U	2	2	0	1,000	P	S	0	1							
11	3	U	2	2	5	500	P	S	0	1							
11	4	U	2	2	6	1,000	P	S	0	1							
11	5	U	2	2	7	500	P	S	0	1							
11	6	U	2	2	8	1,000	P	S	0	1							
11	7	U	2	3	9	500	P	S	0	1							
11	8	U	2	4	6	500	P	S	0	1							

7. Description of Hazardous Wastes (Enter codes for Items 7.A, 7.C and 7.D(1)) (continued)

Line No.	A. EPA Hazardous Waste No.					B. Estimated Annual Qty of Waste	C. Unit of Measure	D. Processes									
								(1) Process Codes					(2) Process Description (if code is not entered in 7.D1))				
Technical Area 14																	
	1	D	0	0	1	2,000	P	X	0	1							
	2	D	0	0	3											Included with above.	
	3	D	0	0	5											Included with above.	
	4	D	0	0	6											Included with above.	
	5	D	0	0	7											Included with above.	
	6	D	0	0	8											Included with above.	
	7	D	0	0	9											Included with above.	
	8	D	0	1	1											Included with above.	
	9	D	0	1	8											Included with above.	
1	0	D	0	2	2											Included with above.	
1	1	D	0	2	8											Included with above.	
1	2	D	0	2	9											Included with above.	
1	3	D	0	3	0											Included with above.	
1	4	D	0	3	5											Included with above.	
1	5	D	0	3	6											Included with above.	
1	6	D	0	3	8											Included with above.	
1	7	D	0	4	0											Included with above.	
1	8	F	0	0	1											Included with above.	
1	9	F	0	0	2											Included with above.	
2	0	F	0	0	3											Included with above.	
2	1	F	0	0	4											Included with above.	
2	2	F	0	0	5											Included with above.	

7. Description of Hazardous Wastes (Enter codes for Items 7.A, 7.C and 7.D(1)) (continued)

Line No.	A. EPA Hazardous Waste No.					B. Estimated Annual Qty of Waste	C. Unit of Measure	D. Processes									
								(1) Process Codes					(2) Process Description (if code is not entered in 7.D1))				
Technical Area 16																	
	1	D	0	0	1	20,000	P	X	0	1							
	2	D	0	0	2										Included with above.		
	3	D	0	0	3										Included with above.		
	4	D	0	0	5										Included with above.		
	5	D	0	0	6										Included with above.		
	6	D	0	0	7										Included with above.		
	7	D	0	0	8										Included with above.		
	8	D	0	0	9										Included with above.		
	9	D	0	1	0										Included with above.		
1	0	D	0	1	1										Included with above.		
1	1	D	0	1	8										Included with above.		
1	2	D	0	2	2										Included with above.		
1	3	D	0	2	8										Included with above.		
1	4	D	0	2	9										Included with above.		
1	5	D	0	3	0										Included with above.		
1	6	D	0	3	5										Included with above.		
1	7	D	0	3	6										Included with above.		
1	8	D	0	3	8										Included with above.		
1	9	D	0	4	0										Included with above.		
2	0	F	0	0	1										Included with above.		
2	1	F	0	0	2										Included with above.		
2	2	F	0	0	3										Included with above.		
2	3	F	0	0	4										Included with above.		
2	4	F	0	0	5										Included with above.		
2	5	K	0	4	4										Included with above.		
2	6	K	0	4	5										Included with above.		

7. Description of Hazardous Wastes (Enter codes for Items 7.A, 7.C and 7.D(1)) (continued)

Line No.	A. EPA Hazardous Waste No.					B. Estimated Annual Qty of Waste	C. Unit of Measure	D. Processes									
								(1) Process Codes					(2) Process Description (if code is not entered in 7.D1))				
Technical Area 36																	
	1	D	0	0	1	15,000	P	X	0	1							
	2	D	0	0	3											Included with above.	
	3	D	0	0	5											Included with above.	
	4	D	0	0	6											Included with above.	
	5	D	0	0	7											Included with above.	
	6	D	0	0	8											Included with above.	
	7	D	0	0	9											Included with above.	
	8	D	0	1	0											Included with above.	
	9	D	0	1	1											Included with above.	
1	0	D	0	1	8											Included with above.	
1	1	D	0	2	2											Included with above.	
1	2	D	0	2	8											Included with above.	
1	3	D	0	2	9											Included with above.	
1	4	D	0	3	0											Included with above.	
1	5	D	0	3	5											Included with above.	
1	6	D	0	3	6											Included with above.	
1	7	D	0	3	8											Included with above.	
1	8	D	0	4	0											Included with above.	
1	9	F	0	0	1											Included with above.	
2	0	F	0	0	2											Included with above.	
2	1	F	0	0	3											Included with above.	
2	2	F	0	0	4											Included with above.	
2	3	F	0	0	5											Included with above.	

7. Description of Hazardous Wastes (Enter codes for Items 7.A, 7.C and 7.D(1)) (continued)

Line No.	A. EPA Hazardous Waste No.					B. Estimated Annual Qty of Waste	C. Unit of Measure	D. Processes									
								(1) Process Codes					(2) Process Description (if code is not entered in 7.D1))				
Technical Area 39																	
	1	D	0	0	1	15,000	P	X	0	1							
	2	D	0	0	3											Included with above.	
	3	D	0	0	5											Included with above.	
	4	D	0	0	6											Included with above.	
	5	D	0	0	7											Included with above.	
	6	D	0	0	8											Included with above.	
	7	D	0	0	9											Included with above.	
	8	D	0	1	0											Included with above.	
	9	D	0	1	1											Included with above.	
1	0	D	0	1	8											Included with above.	
1	1	D	0	2	2											Included with above.	
1	2	D	0	2	8											Included with above.	
1	3	D	0	2	9											Included with above.	
1	4	D	0	3	0											Included with above.	
1	5	D	0	3	5											Included with above.	
1	6	D	0	3	6											Included with above.	
1	7	D	0	3	8											Included with above.	
1	8	D	0	4	0											Included with above.	
1	9	F	0	0	1											Included with above.	
2	0	F	0	0	2											Included with above.	
2	1	F	0	0	3											Included with above.	
2	2	F	0	0	4											Included with above.	
2	3	F	0	0	5											Included with above.	

7. Description of Hazardous Wastes (Enter codes for Items 7.A, 7.C and 7.D(1)) (continued)

Line No.	A. EPA Hazardous Waste No.					B. Estimated Annual Qty of Waste	C. Unit of Measure	D. Processes															
	(1) Process Codes								(2) Process Description (if code is not entered in 7.D1))														
Technical Area 50																							
	1	D	0	0	1	69,696	P	S	0	1	T	0	4										
	2	D	0	0	2	52,734	P	S	0	1	T	0	4										
	3	D	0	0	3	3,444	P	S	0	1													
	4	D	0	0	4	7,531	P	S	0	1	T	0	4										
	5	D	0	0	5	7,740	P	S	0	1	T	0	4										
	6	D	0	0	6	535,451	P	S	0	1	T	0	4										
	7	D	0	0	7	567,226	P	S	0	1	T	0	4										
	8	D	0	0	8	1,405,439	P	S	0	1	T	0	4										
	9	D	0	0	9	75,666	P	S	0	1	T	0	4										
1	0	D	0	1	0	8,922	P	S	0	1	T	0	4										
1	1	D	0	1	1	31,255	P	S	0	1	T	0	4										
1	2	D	0	1	2	100	P	S	0	1													
1	3	D	0	1	3	100	P	S	0	1													
1	4	D	0	1	4	100	P	S	0	1													
1	5	D	0	1	5	100	P	S	0	1													
1	6	D	0	1	6	44	P	S	0	1													
1	7	D	0	1	7	66	P	S	0	1													
1	8	D	0	1	8	5,535	P	S	0	1	T	0	4										
1	9	D	0	1	9	4,261	P	S	0	1	T	0	4										
2	0	D	0	2	0	100	P	S	0	1	T	0	4										
2	1	D	0	2	1	100	P	S	0	1	T	0	4										
2	2	D	0	2	2	100	P	S	0	1	T	0	4										
2	3	D	0	2	3	100	P	S	0	1	T	0	4										
2	4	D	0	2	4	100	P	S	0	1	T	0	4										
2	5	D	0	2	5	100	P	S	0	1	T	0	4										
2	6	D	0	2	6	518	P	S	0	1	T	0	4										
2	7	D	0	2	7	972	P	S	0	1	T	0	4										
2	8	D	0	2	8	216,783	P	S	0	1	T	0	4										
2	9	D	0	2	9	215,184	P	S	0	1	T	0	4										
3	0	D	0	3	0	5,491	P	S	0	1	T	0	4										
3	1	D	0	3	1	293	P	S	0	1	T	0	4										
3	2	D	0	3	2	3,135	P	S	0	1	T	0	4										
3	3	D	0	3	3	2,222	P	S	0	1	T	0	4										
3	4	D	0	3	4	1,228	P	S	0	1	T	0	4										
3	5	D	0	3	5	1,792	P	S	0	1	T	0	4										
3	6	D	0	3	6	549	P	S	0	1	T	0	4										

7. Description of Hazardous Wastes (Enter codes for Items 7.A, 7.C and 7.D(1)) (continued)

Line No.	A. EPA Hazardous Waste No.					B. Estimated Annual Qty of Waste	C. Unit of Measure	D. Processes															
								(1) Process Codes				(2) Process Description (if code is not entered in 7.D1))											
Technical Area 50 (continued)																							
3	7	D	0	3	7	761	P	S	0	1	T	0	4										
3	8	D	0	3	8	1,549	P	S	0	1	T	0	4										
3	9	D	0	3	9	1,675	P	S	0	1	T	0	4										
4	0	D	0	4	0	3,942	P	S	0	1	T	0	4										
4	1	D	0	4	1	293	P	S	0	1	T	0	4										
4	2	D	0	4	2	1,182	P	S	0	1	T	0	4										
4	3	D	0	4	3	655	P	S	0	1	T	0	4										
4	4	F	0	0	1	442,263	P	S	0	1	T	0	4										
4	5	F	0	0	2	147,347	P	S	0	1	T	0	4										
4	6	F	0	0	3	50,980	P	S	0	1	T	0	4										
4	7	F	0	0	4	2,817	P	S	0	1	T	0	4										
4	8	F	0	0	5	334,821	P	S	0	1	T	0	4										
4	9	F	0	0	6	100	P	S	0	1	T	0	4										
5	0	F	0	0	7	100	P	S	0	1	T	0	4										
5	1	F	0	0	8	100	P	S	0	1													
5	2	F	0	0	9	165	P	S	0	1	T	0	4										
5	3	F	0	1	0	100	P	S	0	1													
5	4	F	0	1	1	100	P	S	0	1													
5	5	F	0	1	2	100	P	S	0	1													
5	6	F	0	1	9	100	P	S	0	1													
5	7	F	0	2	0	100	P	S	0	1													
5	8	F	0	2	1	100	P	S	0	1													
5	9	F	0	2	2	100	P	S	0	1													
6	0	F	0	2	3	100	P	S	0	1													
6	1	F	0	2	4	100	P	S	0	1													
6	2	F	0	2	5	100	P	S	0	1													
6	3	F	0	2	6	100	P	S	0	1													
6	4	F	0	2	7	165	P	S	0	1													
6	5	F	0	2	8	100	P	S	0	1													
6	6	F	0	3	2	100	P	S	0	1													
6	7	F	0	3	4	100	P	S	0	1													
6	8	F	0	3	5	100	P	S	0	1													
6	9	F	0	3	7	100	P	S	0	1													
7	0	F	0	3	8	100	P	S	0	1													
7	1	F	0	3	9	100	P	S	0	1													
7	2	K	0	4	4	100	P	S	0	1													

7. Description of Hazardous Wastes (Enter codes for Items 7.A, 7.C and 7.D(1)) (continued)

Line No.	A. EPA Hazardous Waste No.					B. Estimated Annual Qty of Waste	C. Unit of Measure	D. Processes									
								(1) Process Codes					(2) Process Description (if code is not entered in 7.D1))				
Technical Area 50 (continued)																	
7	3	K	0	4	5	100	P	S	0	1							
7	4	K	0	4	6	100	P	S	0	1							
7	5	K	0	4	7	100	P	S	0	1							
7	6	K	0	8	4	100	P	S	0	1							
7	7	K	1	0	1	100	P	S	0	1							
7	8	K	1	0	2	100	P	S	0	1							
7	9	P	0	0	1	100	P	S	0	1							
8	0	P	0	0	2	100	P	S	0	1							
8	1	P	0	0	3	293	P	S	0	1							
8	2	P	0	0	4	100	P	S	0	1							
8	3	P	0	0	5	100	P	S	0	1							
8	4	P	0	0	6	143	P	S	0	1							
8	5	P	0	0	7	100	P	S	0	1							
8	6	P	0	0	8	100	P	S	0	1							
8	7	P	0	0	9	100	P	S	0	1							
8	8	P	0	1	0	100	P	S	0	1							
8	9	P	0	1	1	143	P	S	0	1							
9	0	P	0	1	2	293	P	S	0	1							
9	1	P	0	1	3	100	P	S	0	1							
9	2	P	0	1	4	100	P	S	0	1							
9	3	P	0	1	5	293	P	S	0	1							
9	4	P	0	1	6	100	P	S	0	1							
9	5	P	0	1	7	100	P	S	0	1							
9	6	P	0	1	8	100	P	S	0	1							
9	7	P	0	2	0	100	P	S	0	1							
9	8	P	0	2	1	100	P	S	0	1							
9	9	P	0	2	2	100	P	S	0	1							
10	0	P	0	2	3	100	P	S	0	1							
10	1	P	0	2	4	100	P	S	0	1							
10	2	P	0	2	6	100	P	S	0	1							
10	3	P	0	2	7	100	P	S	0	1							
10	4	P	0	2	8	100	P	S	0	1							
10	5	P	0	2	9	293	P	S	0	1							
10	6	P	0	3	0	485	P	S	0	1							
10	7	P	0	3	1	485	P	S	0	1							
10	8	P	0	3	3	143	P	S	0	1							

7. Description of Hazardous Wastes (Enter codes for Items 7.A, 7.C and 7.D(1)) (continued)

Line No.	A. EPA Hazardous Waste No.					B. Estimated Annual Qty of Waste	C. Unit of Measure	D. Processes									
								(1) Process Codes					(2) Process Description (if code is not entered in 7.D1))				
Technical Area 50 (continued)																	
10	9	P	0	3	4	100	P	S	0	1							
11	0	P	0	3	6	100	P	S	0	1							
11	1	P	0	3	7	100	P	S	0	1							
11	2	P	0	3	8	227	P	S	0	1							
11	3	P	0	3	9	100	P	S	0	1							
11	4	P	0	4	0	100	P	S	0	1							
11	5	P	0	4	1	100	P	S	0	1							
11	6	P	0	4	2	100	P	S	0	1							
11	7	P	0	4	3	143	P	S	0	1							
11	8	P	0	4	4	100	P	S	0	1							
11	9	P	0	4	5	100	P	S	0	1							
12	0	P	0	4	6	100	P	S	0	1							
12	1	P	0	4	7	100	P	S	0	1							
12	2	P	0	4	8	143	P	S	0	1							
12	3	P	0	4	9	100	P	S	0	1							
12	4	P	0	5	0	100	P	S	0	1							
12	5	P	0	5	1	100	P	S	0	1							
12	6	P	0	5	4	100	P	S	0	1							
12	7	P	0	5	6	2,624	P	S	0	1							
12	8	P	0	5	7	100	P	S	0	1							
12	9	P	0	5	8	100	P	S	0	1							
13	0	P	0	5	9	100	P	S	0	1							
13	1	P	0	6	0	100	P	S	0	1							
13	2	P	0	6	2	100	P	S	0	1							
13	3	P	0	6	3	293	P	S	0	1							
13	4	P	0	6	4	100	P	S	0	1							
13	5	P	0	6	5	100	P	S	0	1							
13	6	P	0	6	6	100	P	S	0	1							
13	7	P	0	6	7	100	P	S	0	1							
13	8	P	0	6	8	293	P	S	0	1							
13	9	P	0	6	9	100	P	S	0	1							
14	0	P	0	7	0	100	P	S	0	1							
14	1	P	0	7	1	100	P	S	0	1							
14	2	P	0	7	2	100	P	S	0	1							
14	3	P	0	7	3	293	P	S	0	1							
14	4	P	0	7	4	100	P	S	0	1							

7. Description of Hazardous Wastes (Enter codes for Items 7.A, 7.C and 7.D(1)) (continued)

Line No.	A. EPA Hazardous Waste No.					B. Estimated Annual Qty of Waste	C. Unit of Measure	D. Processes									
								(1) Process Codes					(2) Process Description (if code is not entered in 7.D1))				
Technical Area 50 (continued)																	
14	5	P	0	7	5	100	P	S	0	1							
14	6	P	0	7	6	403	P	S	0	1							
14	7	P	0	7	7	100	P	S	0	1							
14	8	P	0	7	8	425	P	S	0	1							
14	9	P	0	8	1	100	P	S	0	1							
15	0	P	0	8	2	100	P	S	0	1							
15	1	P	0	8	4	100	P	S	0	1							
15	2	P	0	8	5	100	P	S	0	1							
15	3	P	0	8	7	100	P	S	0	1							
15	4	P	0	8	8	100	P	S	0	1							
15	5	P	0	8	9	100	P	S	0	1							
15	6	P	0	9	2	143	P	S	0	1							
15	7	P	0	9	3	100	P	S	0	1							
15	8	P	0	9	4	100	P	S	0	1							
15	9	P	0	9	5	293	P	S	0	1							
16	0	P	0	9	6	293	P	S	0	1							
16	1	P	0	9	7	100	P	S	0	1							
16	2	P	0	9	8	293	P	S	0	1							
16	3	P	0	9	9	100	P	S	0	1							
16	4	P	1	0	1	100	P	S	0	1							
16	5	P	1	0	2	100	P	S	0	1							
16	6	P	1	0	3	100	P	S	0	1							
16	7	P	1	0	4	143	P	S	0	1							
16	8	P	1	0	5	143	P	S	0	1							
16	9	P	1	0	6	293	P	S	0	1							
17	0	P	1	0	8	100	P	S	0	1							
17	1	P	1	0	9	100	P	S	0	1							
17	2	P	1	1	0	100	P	S	0	1							
17	3	P	1	1	1	100	P	S	0	1							
17	4	P	1	1	2	143	P	S	0	1							
17	5	P	1	1	3	293	P	S	0	1							
17	6	P	1	1	4	100	P	S	0	1							
17	7	P	1	1	5	100	P	S	0	1							
17	8	P	1	1	6	100	P	S	0	1							
17	9	P	1	1	8	100	P	S	0	1							
18	0	P	1	1	9	143	P	S	0	1							

7. Description of Hazardous Wastes (Enter codes for Items 7.A, 7.C and 7.D(1)) (continued)

Line No.	A. EPA Hazardous Waste No.					B. Estimated Annual Qty of Waste	C. Unit of Measure	D. Processes									
								(1) Process Codes					(2) Process Description (if code is not entered in 7.D1))				
Technical Area 50 (continued)																	
18	1	P	1	2	0	293	P	S	0	1							
18	2	P	1	2	1	100	P	S	0	1							
18	3	P	1	2	2	100	P	S	0	1							
18	4	P	1	2	3	100	P	S	0	1							
18	5	P	1	2	7	100	P	S	0	1							
18	6	P	1	2	8	100	P	S	0	1							
18	7	P	1	8	5	100	P	S	0	1							
18	8	P	1	8	8	100	P	S	0	1							
18	9	P	1	8	9	100	P	S	0	1							
19	0	P	1	9	0	100	P	S	0	1							
19	1	P	1	9	1	100	P	S	0	1							
19	2	P	1	9	2	100	P	S	0	1							
19	3	P	1	9	4	100	P	S	0	1							
19	4	P	1	9	6	100	P	S	0	1							
19	5	P	1	9	7	100	P	S	0	1							
19	6	P	1	9	8	100	P	S	0	1							
19	7	P	1	9	9	100	P	S	0	1							
19	8	P	2	0	1	100	P	S	0	1							
19	9	P	2	0	2	100	P	S	0	1							
20	0	P	2	0	3	100	P	S	0	1							
20	1	P	2	0	4	100	P	S	0	1							
20	2	P	2	0	5	100	P	S	0	1							
20	3	U	0	0	1	293	P	S	0	1							
20	4	U	0	0	2	954	P	S	0	1							
20	5	U	0	0	3	485	P	S	0	1							
20	6	U	0	0	4	100	P	S	0	1							
20	7	U	0	0	5	100	P	S	0	1							
20	8	U	0	0	6	100	P	S	0	1							
20	9	U	0	0	7	143	P	S	0	1							
21	0	U	0	0	8	143	P	S	0	1							
21	1	U	0	0	9	143	P	S	0	1							
21	2	U	0	1	0	100	P	S	0	1							
21	3	U	0	1	1	100	P	S	0	1							
21	4	U	0	1	2	293	P	S	0	1							
21	5	U	0	1	4	100	P	S	0	1							
21	6	U	0	1	5	100	P	S	0	1							

7. Description of Hazardous Wastes (Enter codes for Items 7.A, 7.C and 7.D(1)) (continued)

Line No.	A. EPA Hazardous Waste No.					B. Estimated Annual Qty of Waste	C. Unit of Measure	D. Processes											
								(1) Process Codes				(2) Process Description (if code is not entered in 7.D1))							
Technical Area 50 (continued)																			
21	7	U	0	1	6	100	P	S	0	1									
21	8	U	0	1	7	100	P	S	0	1									
21	9	U	0	1	8	143	P	S	0	1									
22	0	U	0	1	9	470	P	S	0	1									
22	1	U	0	2	0	100	P	S	0	1									
22	2	U	0	2	1	100	P	S	0	1									
22	3	U	0	2	2	293	P	S	0	1									
22	4	U	0	2	3	100	P	S	0	1									
22	5	U	0	2	4	100	P	S	0	1									
22	6	U	0	2	5	100	P	S	0	1									
22	7	U	0	2	6	100	P	S	0	1									
22	8	U	0	2	7	100	P	S	0	1									
22	9	U	0	2	8	100	P	S	0	1									
23	0	U	0	2	9	293	P	S	0	1									
23	1	U	0	3	0	100	P	S	0	1									
23	2	U	0	3	1	293	P	S	0	1									
23	3	U	0	3	2	100	P	S	0	1									
23	4	U	0	3	3	143	P	S	0	1									
23	5	U	0	3	4	100	P	S	0	1									
23	6	U	0	3	5	100	P	S	0	1									
23	7	U	0	3	6	100	P	S	0	1									
23	8	U	0	3	7	143	P	S	0	1									
23	9	U	0	3	8	100	P	S	0	1									
24	0	U	0	3	9	100	P	S	0	1									
24	1	U	0	4	1	143	P	S	0	1									
24	2	U	0	4	2	100	P	S	0	1									
24	3	U	0	4	3	100	P	S	0	1									
24	4	U	0	4	4	293	P	S	0	1									
24	5	U	0	4	5	293	P	S	0	1									
24	6	U	0	4	6	100	P	S	0	1									
24	7	U	0	4	7	100	P	S	0	1									
24	8	U	0	4	8	100	P	S	0	1									
24	9	U	0	4	9	100	P	S	0	1									
25	0	U	0	5	0	100	P	S	0	1									
25	1	U	0	5	1	100	P	S	0	1									

7. Description of Hazardous Wastes (Enter codes for Items 7.A, 7.C and 7.D(1)) (continued)

Line No.	A. EPA Hazardous Waste No.					B. Estimated Annual Qty of Waste	C. Unit of Measure	D. Processes									
								(1) Process Codes					(2) Process Description (if code is not entered in 7.D1))				
Technical Area 50 (continued)																	
25	2	U	0	5	2	293	P	S	0	1							
25	3	U	0	5	3	100	P	S	0	1							
25	4	U	0	5	5	143	P	S	0	1							
25	5	U	0	5	6	293	P	S	0	1							
25	6	U	0	5	7	293	P	S	0	1							
25	7	U	0	5	8	100	P	S	0	1							
25	8	U	0	5	9	100	P	S	0	1							
25	9	U	0	6	0	100	P	S	0	1							
26	0	U	0	6	1	100	P	S	0	1							
26	1	U	0	6	2	100	P	S	0	1							
26	2	U	0	6	3	100	P	S	0	1							
26	3	U	0	6	4	100	P	S	0	1							
26	4	U	0	6	6	100	P	S	0	1							
26	5	U	0	6	7	143	P	S	0	1							
26	6	U	0	6	8	143	P	S	0	1							
26	7	U	0	6	9	100	P	S	0	1							
26	8	U	0	7	0	165	P	S	0	1							
26	9	U	0	7	1	100	P	S	0	1							
27	0	U	0	7	2	100	P	S	0	1							
27	1	U	0	7	3	100	P	S	0	1							
27	2	U	0	7	4	100	P	S	0	1							
27	3	U	0	7	5	381	P	S	0	1							
27	4	U	0	7	6	100	P	S	0	1							
27	5	U	0	7	7	293	P	S	0	1							
27	6	U	0	7	8	100	P	S	0	1							
27	7	U	0	7	9	100	P	S	0	1							
27	8	U	0	8	0	4,129	P	S	0	1	T	0	4				
27	9	U	0	8	1	100	P	S	0	1							
28	0	U	0	8	2	100	P	S	0	1							
28	1	U	0	8	3	100	P	S	0	1							
28	2	U	0	8	4	100	P	S	0	1							
28	3	U	0	8	5	143	P	S	0	1							
28	4	U	0	8	6	100	P	S	0	1							
28	5	U	0	8	7	100	P	S	0	1							
28	6	U	0	8	8	100	P	S	0	1							
28	7	U	0	8	9	100	P	S	0	1							

7. Description of Hazardous Wastes (Enter codes for Items 7.A, 7.C and 7.D(1)) (continued)

Line No.	A. EPA Hazardous Waste No.					B. Estimated Annual Qty of Waste	C. Unit of Measure	D. Processes																
								(1) Process Codes				(2) Process Description (if code is not entered in 7.D1))												
Technical Area 50 (continued)																								
28	8	U	0	9	0	100	P	S	0	1														
28	9	U	0	9	1	518	P	S	0	1														
29	0	U	0	9	2	143	P	S	0	1														
29	1	U	0	9	3	100	P	S	0	1														
29	2	U	0	9	4	100	P	S	0	1														
29	3	U	0	9	5	100	P	S	0	1														
29	4	U	0	9	6	100	P	S	0	1														
29	5	U	0	9	7	100	P	S	0	1														
29	6	U	0	9	8	100	P	S	0	1														
29	7	U	0	9	9	100	P	S	0	1														
29	8	U	1	0	1	100	P	S	0	1														
29	9	U	1	0	2	100	P	S	0	1														
30	0	U	1	0	3	143	P	S	0	1														
30	1	U	1	0	5	100	P	S	0	1														
30	2	U	1	0	6	100	P	S	0	1														
30	3	U	1	0	7	100	P	S	0	1														
30	4	U	1	0	8	293	P	S	0	1														
30	5	U	1	0	9	143	P	S	0	1														
30	6	U	1	1	0	100	P	S	0	1														
30	7	U	1	1	1	100	P	S	0	1														
30	8	U	1	1	2	293	P	S	0	1														
30	9	U	1	1	3	100	P	S	0	1														
31	0	U	1	1	4	100	P	S	0	1														
31	1	U	1	1	5	293	P	S	0	1														
31	2	U	1	1	6	100	P	S	0	1														
31	3	U	1	1	7	293	P	S	0	1														
31	4	U	1	1	8	100	P	S	0	1														
31	5	U	1	1	9	100	P	S	0	1														
31	6	U	1	2	0	100	P	S	0	1														
31	7	U	1	2	1	293	P	S	0	1														
31	8	U	1	2	2	778	P	S	0	1														
31	9	U	1	2	3	293	P	S	0	1														
32	0	U	1	2	4	143	P	S	0	1														
32	1	U	1	2	5	100	P	S	0	1														
32	2	U	1	2	6	100	P	S	0	1														
32	3	U	1	2	7	100	P	S	0	1														

7. Description of Hazardous Wastes (Enter codes for Items 7.A, 7.C and 7.D(1)) (continued)

Line No.	A. EPA Hazardous Waste No.						B. Estimated Annual Qty of Waste	C. Unit of Measure	D. Processes									
	(1) Process Codes										(2) Process Description (if code is not entered in 7.D1))							
Technical Area 50 (continued)																		
32	4	U	1	2	8	100	P	S	0	1								
32	5	U	1	2	9	100	P	S	0	1								
32	6	U	1	3	0	100	P	S	0	1								
32	7	U	1	3	1	293	P	S	0	1								
32	8	U	1	3	2	100	P	S	0	1								
32	9	U	1	3	3	293	P	S	0	1								
33	0	U	1	3	4	667	P	S	0	1								
33	1	U	1	3	5	447	P	S	0	1								
33	2	U	1	3	6	143	P	S	0	1								
33	3	U	1	3	7	100	P	S	0	1								
33	4	U	1	3	8	100	P	S	0	1								
33	5	U	1	4	0	293	P	S	0	1								
33	6	U	1	4	1	100	P	S	0	1								
33	7	U	1	4	2	100	P	S	0	1								
33	8	U	1	4	3	100	P	S	0	1								
33	9	U	1	4	4	293	P	S	0	1								
34	0	U	1	4	5	293	P	S	0	1								
34	1	U	1	4	6	100	P	S	0	1								
34	2	U	1	4	7	100	P	S	0	1								
34	3	U	1	4	8	100	P	S	0	1								
34	4	U	1	4	9	100	P	S	0	1								
34	5	U	1	5	0	100	P	S	0	1								
34	6	U	1	5	1	884	P	S	0	1								
34	7	U	1	5	2	100	P	S	0	1								
34	8	U	1	5	3	143	P	S	0	1								
34	9	U	1	5	4	359	P	S	0	1								
35	0	U	1	5	5	100	P	S	0	1								
35	1	U	1	5	6	100	P	S	0	1								
35	2	U	1	5	7	100	P	S	0	1								
35	3	U	1	5	8	100	P	S	0	1								
35	4	U	1	5	9	315	P	S	0	1								
35	5	U	1	6	0	293	P	S	0	1								
35	6	U	1	6	1	470	P	S	0	1								
35	7	U	1	6	2	143	P	S	0	1								
35	8	U	1	6	3	143	P	S	0	1								
35	9	U	1	6	4	100	P	S	0	1								

7. Description of Hazardous Wastes (Enter codes for Items 7.A, 7.C and 7.D(1)) (continued)

Line No.	A. EPA Hazardous Waste No.					B. Estimated Annual Qty of Waste	C. Unit of Measure	D. Processes									
								(1) Process Codes					(2) Process Description (if code is not entered in 7.D1))				
Technical Area 50 (continued)																	
36	0	U	1	6	5	293	P	S	0	1							
36	1	U	1	6	6	100	P	S	0	1							
36	2	U	1	6	7	143	P	S	0	1							
36	3	U	1	6	8	143	P	S	0	1							
36	4	U	1	6	9	293	P	S	0	1							
36	5	U	1	7	0	143	P	S	0	1							
36	6	U	1	7	1	100	P	S	0	1							
36	7	U	1	7	2	100	P	S	0	1							
36	8	U	1	7	3	100	P	S	0	1							
36	9	U	1	7	4	100	P	S	0	1							
37	0	U	1	7	6	100	P	S	0	1							
37	1	U	1	7	7	100	P	S	0	1							
37	2	U	1	7	8	100	P	S	0	1							
37	3	U	1	7	9	100	P	S	0	1							
37	4	U	1	8	0	100	P	S	0	1							
37	5	U	1	8	1	100	P	S	0	1							
37	6	U	1	8	2	100	P	S	0	1							
37	7	U	1	8	3	100	P	S	0	1							
37	8	U	1	8	4	100	P	S	0	1							
37	9	U	1	8	5	100	P	S	0	1							
38	0	U	1	8	6	100	P	S	0	1							
38	1	U	1	8	7	100	P	S	0	1							
38	2	U	1	8	8	293	P	S	0	1							
38	3	U	1	8	9	100	P	S	0	1							
38	4	U	1	9	0	293	P	S	0	1							
38	5	U	1	9	1	100	P	S	0	1							
38	6	U	1	9	2	100	P	S	0	1							
38	7	U	1	9	3	100	P	S	0	1							
38	8	U	1	9	4	100	P	S	0	1							
38	9	U	1	9	6	293	P	S	0	1							
39	0	U	1	9	7	100	P	S	0	1							
39	1	U	2	0	0	100	P	S	0	1							
39	2	U	2	0	1	100	P	S	0	1							
39	3	U	2	0	2	100	P	S	0	1							
39	4	U	2	0	3	100	P	S	0	1							
39	5	U	2	0	4	293	P	S	0	1							

7. Description of Hazardous Wastes (Enter codes for Items 7.A, 7.C and 7.D(1)) (continued)

Line No.	A. EPA Hazardous Waste No.					B. Estimated Annual Qty of Waste	C. Unit of Measure	D. Processes									
								(1) Process Codes					(2) Process Description (if code is not entered in 7.D1))				
Technical Area 50 (continued)																	
39	6	U	2	0	5	100	P	S	0	1							
39	7	U	2	0	6	100	P	S	0	1							
39	8	U	2	0	7	100	P	S	0	1							
39	9	U	2	0	8	100	P	S	0	1							
40	0	U	2	0	9	100	P	S	0	1							
40	1	U	2	1	0	513	P	S	0	1							
40	2	U	2	1	1	359	P	S	0	1							
40	3	U	2	1	3	293	P	S	0	1							
40	4	U	2	1	4	100	P	S	0	1							
40	5	U	2	1	5	100	P	S	0	1							
40	6	U	2	1	6	293	P	S	0	1							
40	7	U	2	1	7	100	P	S	0	1							
40	8	U	2	1	8	293	P	S	0	1							
40	9	U	2	1	9	293	P	S	0	1							
41	0	U	2	2	0	491	P	S	0	1							
41	1	U	2	2	1	100	P	S	0	1							
41	2	U	2	2	2	100	P	S	0	1							
41	3	U	2	2	3	143	P	S	0	1							
41	4	U	2	2	5	293	P	S	0	1							
41	5	U	2	2	6	6,594	P	S	0	1							
41	6	U	2	2	7	293	P	S	0	1							
41	7	U	2	2	8	1,219	P	S	0	1							
41	8	U	2	3	4	100	P	S	0	1							
41	9	U	2	3	5	100	P	S	0	1							
42	0	U	2	3	6	100	P	S	0	1							
42	1	U	2	3	7	100	P	S	0	1							
42	2	U	2	3	8	100	P	S	0	1							
42	3	U	2	3	9	646	P	S	0	1							
42	4	U	2	4	0	143	P	S	0	1							
42	5	U	2	4	3	100	P	S	0	1							
42	6	U	2	4	4	100	P	S	0	1							
42	7	U	2	4	6	231	P	S	0	1							
42	8	U	2	4	7	100	P	S	0	1							
42	9	U	2	4	8	100	P	S	0	1							
43	0	U	2	4	9	100	P	S	0	1							
43	1	U	2	7	1	100	P	S	0	1							

7. Description of Hazardous Wastes (Enter codes for Items 7.A, 7.C and 7.D(1)) (continued)

Line No.	A. EPA Hazardous Waste No.					B. Estimated Annual Qty of Waste	C. Unit of Measure	D. Processes									
								(1) Process Codes					(2) Process Description (if code is not entered in 7.D1))				
Technical Area 50 (continued)																	
43	2	U	2	7	8	100	P	S	0	1							
43	3	U	2	7	9	100	P	S	0	1							
43	4	U	2	8	0	100	P	S	0	1							
43	5	U	3	2	8	100	P	S	0	1							
43	6	U	3	5	3	100	P	S	0	1							
43	7	U	3	5	9	100	P	S	0	1							
43	8	U	3	6	4	100	P	S	0	1							
43	9	U	3	6	7	100	P	S	0	1							
44	0	U	3	7	2	100	P	S	0	1							
44	1	U	3	7	3	100	P	S	0	1							
44	2	U	3	8	7	100	P	S	0	1							
44	3	U	3	8	9	100	P	S	0	1							
44	4	U	3	9	4	100	P	S	0	1							
44	5	U	3	9	5	100	P	S	0	1							
44	6	U	4	0	4	100	P	S	0	1							
44	7	U	4	0	9	100	P	S	0	1							
44	8	U	4	1	0	100	P	S	0	1							
44	9	U	4	1	1	100	P	S	0	1							

7. Description of Hazardous Wastes (Enter codes for Items 7.A, 7.C and 7.D(1)) (continued)

Line No.	A. EPA Hazardous Waste No.					B. Estimated Annual Qty of Waste	C. Unit of Measure	D. Processes									
								(1) Process Codes					(2) Process Description (if code is not entered in 7.D1))				
Technical Area 54, Area L																	
	1	D	0	0	1	220,000	P	S	0	1							
	2	D	0	0	2	365,000	P	S	0	1							
	3	D	0	0	3	100,000	P	S	0	1							
	4	D	0	0	4	25,000	P	S	0	1	T	0	4				
	5	D	0	0	5	80,000	P	S	0	1	T	0	4				
	6	D	0	0	6	65,000	P	S	0	1	T	0	4				
	7	D	0	0	7	75,000	P	S	0	1	T	0	4				
	8	D	0	0	8	800,000	P	S	0	1	T	0	4	S	9 9		
	9	D	0	0	9	65,000	P	S	0	1	T	0	4				
1	0	D	0	1	0	30,000	P	S	0	1	T	0	4				
1	1	D	0	1	1	40,000	P	S	0	1	T	0	4				
1	2	D	0	1	2	12,000	P	S	0	1							
1	3	D	0	1	3	4,000	P	S	0	1							
1	4	D	0	1	4	4,000	P	S	0	1							
1	5	D	0	1	5	7,000	P	S	0	1							
1	6	D	0	1	6	4,000	P	S	0	1							
1	7	D	0	1	7	4,000	P	S	0	1							
1	8	D	0	1	8	20,000	P	S	0	1	T	0	4				
1	9	D	0	1	9	20,000	P	S	0	1	T	0	4				
2	0	D	0	2	0	30,000	P	S	0	1	T	0	4				
2	1	D	0	2	1	10,000	P	S	0	1	T	0	4				
2	2	D	0	2	2	23,000	P	S	0	1	T	0	4				
2	3	D	0	2	3	4,000	P	S	0	1	T	0	4				
2	4	D	0	2	4	4,000	P	S	0	1	T	0	4				
2	5	D	0	2	5	4,000	P	S	0	1	T	0	4				
2	6	D	0	2	6	4,000	P	S	0	1	T	0	4				
2	7	D	0	2	7	12,000	P	S	0	1	T	0	4				
2	8	D	0	2	8	30,000	P	S	0	1	T	0	4				
2	9	D	0	2	9	7,000	P	S	0	1	T	0	4				
3	0	D	0	3	0	20,000	P	S	0	1	T	0	4				
3	1	D	0	3	1	12,000	P	S	0	1	T	0	4				
3	2	D	0	3	2	19,000	P	S	0	1	T	0	4				
3	3	D	0	3	3	19,000	P	S	0	1	T	0	4				
3	4	D	0	3	4	19,000	P	S	0	1	T	0	4				
3	5	D	0	3	5	20,000	P	S	0	1	T	0	4				
3	6	D	0	3	6	9,000	P	S	0	1	T	0	4				

7. Description of Hazardous Wastes (Enter codes for Items 7.A, 7.C and 7.D(1)) (continued)

Line No.	A. EPA Hazardous Waste No.					B. Estimated Annual Qty of Waste	C. Unit of Measure	D. Processes															
	(1) Process Codes							(2) Process Description (if code is not entered in 7.D1))															
Technical Area 54, Area L (continued)																							
3	7	D	0	3	7	7,000	P	S	0	1	T	0	4										
3	8	D	0	3	8	4,000	P	S	0	1	T	0	4										
3	9	D	0	3	9	10,000	P	S	0	1	T	0	4										
4	0	D	0	4	0	15,000	P	S	0	1	T	0	4										
4	1	D	0	4	1	7,000	P	S	0	1	T	0	4										
4	2	D	0	4	2	12,000	P	S	0	1	T	0	4										
4	3	D	0	4	3	15,000	P	S	0	1	T	0	4										
4	4	F	0	0	1	660,000	P	S	0	1	T	0	4										
4	5	F	0	0	2	350,000	P	S	0	1	T	0	4										
4	6	F	0	0	3	250,000	P	S	0	1													
4	7	F	0	0	4	30,000	P	S	0	1	T	0	4										
4	8	F	0	0	5	250,000	P	S	0	1													
4	9	F	0	0	6	7,000	P	S	0	1													
5	0	F	0	0	7	28,000	P	S	0	1													
5	1	F	0	0	8	7,000	P	S	0	1													
5	2	F	0	0	9	8,000	P	S	0	1													
5	3	F	0	1	0	4,000	P	S	0	1													
5	4	F	0	1	1	4,000	P	S	0	1													
5	5	F	0	1	2	4,000	P	S	0	1													
5	6	F	0	1	9	500	P	S	0	1													
5	7	F	0	2	0	500	P	S	0	1													
5	8	F	0	2	1	500	P	S	0	1													
5	9	F	0	2	2	500	P	S	0	1													
6	0	F	0	2	3	500	P	S	0	1													
6	1	F	0	2	4	500	P	S	0	1													
6	2	F	0	2	5	500	P	S	0	1													
6	3	F	0	2	6	500	P	S	0	1													
6	4	F	0	2	7	4,000	P	S	0	1													
6	5	F	0	2	8	4,000	P	S	0	1													
6	6	F	0	3	2	500	P	S	0	1													
6	7	F	0	3	4	500	P	S	0	1													
6	8	F	0	3	5	500	P	S	0	1													
6	9	F	0	3	7	500	P	S	0	1													
7	0	F	0	3	8	500	P	S	0	1													
7	1	F	0	3	9	4,000	P	S	0	1													
7	2	K	0	4	4	22,000	P	S	0	1													

7. Description of Hazardous Wastes (Enter codes for Items 7.A, 7.C and 7.D(1)) (continued)

Line No.	A. EPA Hazardous Waste No.					B. Estimated Annual Qty of Waste	C. Unit of Measure	D. Processes									
								(1) Process Codes					(2) Process Description (if code is not entered in 7.D1))				
Technical Area 54, Area L (continued)																	
7	3	K	0	4	5	4,000	P	S	0	1							
7	4	K	0	4	6	4,000	P	S	0	1							
7	5	K	0	4	7	4,000	P	S	0	1							
7	6	K	0	8	4	500	P	S	0	1							
7	7	K	1	0	1	500	P	S	0	1							
7	8	K	1	0	2	500	P	S	0	1							
7	9	P	0	0	1	4,000	P	S	0	1							
8	0	P	0	0	2	4,000	P	S	0	1							
8	1	P	0	0	3	4,000	P	S	0	1							
8	2	P	0	0	4	4,000	P	S	0	1							
8	3	P	0	0	5	4,000	P	S	0	1							
8	4	P	0	0	6	4,000	P	S	0	1							
8	5	P	0	0	7	4,000	P	S	0	1							
8	6	P	0	0	8	4,000	P	S	0	1							
8	7	P	0	0	9	4,000	P	S	0	1							
8	8	P	0	1	0	4,000	P	S	0	1							
8	9	P	0	1	1	4,000	P	S	0	1							
9	0	P	0	1	2	4,000	P	S	0	1							
9	1	P	0	1	3	4,000	P	S	0	1							
9	2	P	0	1	4	4,000	P	S	0	1							
9	3	P	0	1	5	4,000	P	S	0	1							
9	4	P	0	1	6	4,000	P	S	0	1							
9	5	P	0	1	7	4,000	P	S	0	1							
9	6	P	0	1	8	4,000	P	S	0	1							
9	7	P	0	2	0	4,000	P	S	0	1							
9	8	P	0	2	1	4,000	P	S	0	1							
9	9	P	0	2	2	4,000	P	S	0	1							
10	0	P	0	2	3	4,000	P	S	0	1							
10	1	P	0	2	4	4,000	P	S	0	1							
10	2	P	0	2	6	4,000	P	S	0	1							
10	3	P	0	2	7	4,000	P	S	0	1							
10	4	P	0	2	8	4,000	P	S	0	1							
10	5	P	0	2	9	4,000	P	S	0	1							
10	6	P	0	3	0	4,000	P	S	0	1							
10	7	P	0	3	1	4,000	P	S	0	1							
10	8	P	0	3	3	4,000	P	S	0	1							

7. Description of Hazardous Wastes (Enter codes for Items 7.A, 7.C and 7.D(1)) (continued)

Line No.	A. EPA Hazardous Waste No.					B. Estimated Annual Qty of Waste	C. Unit of Measure	D. Processes									
								(1) Process Codes					(2) Process Description (if code is not entered in 7.D1))				
Technical Area 54, Area L (continued)																	
10	9	P	0	3	4	4,000	P	S	0	1							
11	0	P	0	3	6	4,000	P	S	0	1							
11	1	P	0	3	7	4,000	P	S	0	1							
11	2	P	0	3	8	4,000	P	S	0	1							
11	3	P	0	3	9	4,000	P	S	0	1							
11	4	P	0	4	0	4,000	P	S	0	1							
11	5	P	0	4	1	4,000	P	S	0	1							
11	6	P	0	4	2	4,000	P	S	0	1							
11	7	P	0	4	3	4,000	P	S	0	1							
11	8	P	0	4	4	4,000	P	S	0	1							
11	9	P	0	4	5	4,000	P	S	0	1							
12	0	P	0	4	6	4,000	P	S	0	1							
12	1	P	0	4	7	4,000	P	S	0	1							
12	2	P	0	4	8	4,000	P	S	0	1							
12	3	P	0	4	9	4,000	P	S	0	1							
12	4	P	0	5	0	4,000	P	S	0	1							
12	5	P	0	5	1	4,000	P	S	0	1							
12	6	P	0	5	4	4,000	P	S	0	1							
12	7	P	0	5	6	4,000	P	S	0	1							
12	8	P	0	5	7	4,000	P	S	0	1							
12	9	P	0	5	8	4,000	P	S	0	1							
13	0	P	0	5	9	4,000	P	S	0	1							
13	1	P	0	6	0	4,000	P	S	0	1							
13	2	P	0	6	2	4,000	P	S	0	1							
13	3	P	0	6	3	4,000	P	S	0	1							
13	4	P	0	6	4	4,000	P	S	0	1							
13	5	P	0	6	5	4,000	P	S	0	1							
13	6	P	0	6	6	4,000	P	S	0	1							
13	7	P	0	6	7	4,000	P	S	0	1							
13	8	P	0	6	8	4,000	P	S	0	1							
13	9	P	0	6	9	4,000	P	S	0	1							
14	0	P	0	7	0	4,000	P	S	0	1							
14	1	P	0	7	1	4,000	P	S	0	1							
14	2	P	0	7	2	4,000	P	S	0	1							
14	3	P	0	7	3	4,000	P	S	0	1							
14	4	P	0	7	4	4,000	P	S	0	1							

7. Description of Hazardous Wastes (Enter codes for Items 7.A, 7.C and 7.D(1)) (continued)

Line No.	A. EPA Hazardous Waste No.					B. Estimated Annual Qty of Waste	C. Unit of Measure	D. Processes									
								(1) Process Codes					(2) Process Description (if code is not entered in 7.D1))				
Technical Area 54, Area L (continued)																	
14	5	P	0	7	5	4,000	P	S	0	1							
14	6	P	0	7	6	4,000	P	S	0	1							
14	7	P	0	7	7	4,000	P	S	0	1							
14	8	P	0	7	8	4,000	P	S	0	1							
14	9	P	0	8	1	4,000	P	S	0	1							
15	0	P	0	8	2	4,000	P	S	0	1							
15	1	P	0	8	4	4,000	P	S	0	1							
15	2	P	0	8	5	4,000	P	S	0	1							
15	3	P	0	8	7	4,000	P	S	0	1							
15	4	P	0	8	8	4,000	P	S	0	1							
15	5	P	0	8	9	4,000	P	S	0	1							
15	6	P	0	9	2	4,000	P	S	0	1							
15	7	P	0	9	3	4,000	P	S	0	1							
15	8	P	0	9	4	4,000	P	S	0	1							
15	9	P	0	9	5	4,000	P	S	0	1							
16	0	P	0	9	6	4,000	P	S	0	1							
16	1	P	0	9	7	4,000	P	S	0	1							
16	2	P	0	9	8	4,000	P	S	0	1							
16	3	P	0	9	9	4,000	P	S	0	1							
16	4	P	1	0	1	4,000	P	S	0	1							
16	5	P	1	0	2	4,000	P	S	0	1							
16	6	P	1	0	3	4,000	P	S	0	1							
16	7	P	1	0	4	4,000	P	S	0	1							
16	8	P	1	0	5	4,000	P	S	0	1							
16	9	P	1	0	6	4,000	P	S	0	1							
17	0	P	1	0	8	4,000	P	S	0	1							
17	1	P	1	0	9	4,000	P	S	0	1							
17	2	P	1	1	0	4,000	P	S	0	1							
17	3	P	1	1	1	4,000	P	S	0	1							
17	4	P	1	1	2	4,000	P	S	0	1							
17	5	P	1	1	3	4,000	P	S	0	1							
17	6	P	1	1	4	4,000	P	S	0	1							
17	7	P	1	1	5	4,000	P	S	0	1							
17	8	P	1	1	6	4,000	P	S	0	1							
17	9	P	1	1	8	4,000	P	S	0	1							
18	0	P	1	1	9	4,000	P	S	0	1							

7. Description of Hazardous Wastes (Enter codes for Items 7.A, 7.C and 7.D(1)) (continued)

Line No.	A. EPA Hazardous Waste No.					B. Estimated Annual Qty of Waste	C. Unit of Measure	D. Processes									
								(1) Process Codes					(2) Process Description (if code is not entered in 7.D1))				
Technical Area 54, Area L (continued)																	
18	1	P	1	2	0	4,000	P	S	0	1							
18	2	P	1	2	1	4,000	P	S	0	1							
18	3	P	1	2	2	4,000	P	S	0	1							
18	4	P	1	2	3	4,000	P	S	0	1							
18	5	P	1	2	7	4,000	P	S	0	1							
18	6	P	1	2	8	4,000	P	S	0	1							
18	7	P	1	8	5	4,000	P	S	0	1							
18	8	P	1	8	8	4,000	P	S	0	1							
18	9	P	1	8	9	4,000	P	S	0	1							
19	0	P	1	9	0	4,000	P	S	0	1							
19	1	P	1	9	1	4,000	P	S	0	1							
19	2	P	1	9	2	4,000	P	S	0	1							
19	3	P	1	9	4	4,000	P	S	0	1							
19	4	P	1	9	6	4,000	P	S	0	1							
19	5	P	1	9	7	4,000	P	S	0	1							
19	6	P	1	9	8	4,000	P	S	0	1							
19	7	P	1	9	9	4,000	P	S	0	1							
19	8	P	2	0	1	4,000	P	S	0	1							
19	9	P	2	0	2	4,000	P	S	0	1							
20	0	P	2	0	3	4,000	P	S	0	1							
20	1	P	2	0	4	4,000	P	S	0	1							
20	2	P	2	0	5	4,000	P	S	0	1							
20	3	U	0	0	1	4,000	P	S	0	1							
20	4	U	0	0	2	4,000	P	S	0	1							
20	5	U	0	0	3	4,000	P	S	0	1							
20	6	U	0	0	4	4,000	P	S	0	1							
20	7	U	0	0	5	4,000	P	S	0	1							
20	8	U	0	0	6	4,000	P	S	0	1							
20	9	U	0	0	7	4,000	P	S	0	1							
21	0	U	0	0	8	4,000	P	S	0	1							
21	1	U	0	0	9	4,000	P	S	0	1							
21	2	U	0	1	0	4,000	P	S	0	1							
21	3	U	0	1	1	4,000	P	S	0	1							
21	4	U	0	1	2	4,000	P	S	0	1							
21	5	U	0	1	4	4,000	P	S	0	1							
21	6	U	0	1	5	4,000	P	S	0	1							

7. Description of Hazardous Wastes (Enter codes for Items 7.A, 7.C and 7.D(1)) (continued)

Line No.	A. EPA Hazardous Waste No.					B. Estimated Annual Qty of Waste	C. Unit of Measure	D. Processes									
								(1) Process Codes					(2) Process Description (if code is not entered in 7.D1))				
Technical Area 54, Area L (continued)																	
21	7	U	0	1	6	4,000	P	S	0	1							
21	8	U	0	1	7	4,000	P	S	0	1							
21	9	U	0	1	8	4,000	P	S	0	1							
22	0	U	0	1	9	4,000	P	S	0	1							
22	1	U	0	2	0	4,000	P	S	0	1							
22	2	U	0	2	1	4,000	P	S	0	1							
22	3	U	0	2	2	4,000	P	S	0	1							
22	4	U	0	2	3	4,000	P	S	0	1							
22	5	U	0	2	4	4,000	P	S	0	1							
22	6	U	0	2	5	4,000	P	S	0	1							
22	7	U	0	2	6	4,000	P	S	0	1							
22	8	U	0	2	7	4,000	P	S	0	1							
22	9	U	0	2	8	4,000	P	S	0	1							
23	0	U	0	2	9	4,000	P	S	0	1							
23	1	U	0	3	0	4,000	P	S	0	1							
23	2	U	0	3	1	4,000	P	S	0	1							
23	3	U	0	3	2	4,000	P	S	0	1							
23	4	U	0	3	3	4,000	P	S	0	1							
23	5	U	0	3	4	4,000	P	S	0	1							
23	6	U	0	3	5	4,000	P	S	0	1							
23	7	U	0	3	6	4,000	P	S	0	1							
23	8	U	0	3	7	4,000	P	S	0	1							
23	9	U	0	3	8	4,000	P	S	0	1							
24	0	U	0	3	9	4,000	P	S	0	1							
24	1	U	0	4	1	4,000	P	S	0	1							
24	2	U	0	4	2	4,000	P	S	0	1							
24	3	U	0	4	3	4,000	P	S	0	1							
24	4	U	0	4	4	4,000	P	S	0	1							
24	5	U	0	4	5	4,000	P	S	0	1							
24	6	U	0	4	6	4,000	P	S	0	1							
24	7	U	0	4	7	4,000	P	S	0	1							
24	8	U	0	4	8	4,000	P	S	0	1							
24	9	U	0	4	9	4,000	P	S	0	1							
25	0	U	0	5	0	4,000	P	S	0	1							
25	1	U	0	5	1	4,000	P	S	0	1							
25	2	U	0	5	2	4,000	P	S	0	1							

7. Description of Hazardous Wastes (Enter codes for Items 7.A, 7.C and 7.D(1)) (continued)

Line No.	A. EPA Hazardous Waste No.					B. Estimated Annual Qty of Waste	C. Unit of Measure	D. Processes									
								(1) Process Codes					(2) Process Description (if code is not entered in 7.D1))				
Technical Area 54, Area L (continued)																	
25	3	U	0	5	3	4,000	P	S	0	1							
25	4	U	0	5	5	4,000	P	S	0	1							
25	5	U	0	5	6	4,000	P	S	0	1							
25	6	U	0	5	7	4,000	P	S	0	1							
25	7	U	0	5	8	4,000	P	S	0	1							
25	8	U	0	5	9	4,000	P	S	0	1							
25	9	U	0	6	0	4,000	P	S	0	1							
26	0	U	0	6	1	4,000	P	S	0	1							
26	1	U	0	6	2	4,000	P	S	0	1							
26	2	U	0	6	3	4,000	P	S	0	1							
26	3	U	0	6	4	4,000	P	S	0	1							
26	4	U	0	6	6	4,000	P	S	0	1							
26	5	U	0	6	7	4,000	P	S	0	1							
26	6	U	0	6	8	4,000	P	S	0	1							
26	7	U	0	6	9	4,000	P	S	0	1							
26	8	U	0	7	0	4,000	P	S	0	1							
26	9	U	0	7	1	4,000	P	S	0	1							
27	0	U	0	7	2	4,000	P	S	0	1							
27	1	U	0	7	3	4,000	P	S	0	1							
27	2	U	0	7	4	4,000	P	S	0	1							
27	3	U	0	7	5	4,000	P	S	0	1							
27	4	U	0	7	6	4,000	P	S	0	1							
27	5	U	0	7	7	4,000	P	S	0	1							
27	6	U	0	7	8	4,000	P	S	0	1							
27	7	U	0	7	9	4,000	P	S	0	1							
27	8	U	0	8	0	4,000	P	S	0	1							
27	9	U	0	8	1	4,000	P	S	0	1							
28	0	U	0	8	2	4,000	P	S	0	1							
28	1	U	0	8	3	4,000	P	S	0	1							
28	2	U	0	8	4	4,000	P	S	0	1							
28	3	U	0	8	5	4,000	P	S	0	1							
28	4	U	0	8	6	4,000	P	S	0	1							
28	5	U	0	8	7	4,000	P	S	0	1							
28	6	U	0	8	8	4,000	P	S	0	1							
28	7	U	0	8	9	4,000	P	S	0	1							
28	8	U	0	9	0	4,000	P	S	0	1							

7. Description of Hazardous Wastes (Enter codes for Items 7.A, 7.C and 7.D(1)) (continued)

Line No.	A. EPA Hazardous Waste No.					B. Estimated Annual Qty of Waste	C. Unit of Measure	D. Processes									
								(1) Process Codes					(2) Process Description (if code is not entered in 7.D1))				
Technical Area 54, Area L (continued)																	
28	9	U	0	9	1	4,000	P	S	0	1							
29	0	U	0	9	2	4,000	P	S	0	1							
29	1	U	0	9	3	4,000	P	S	0	1							
29	2	U	0	9	4	4,000	P	S	0	1							
29	3	U	0	9	5	4,000	P	S	0	1							
29	4	U	0	9	6	4,000	P	S	0	1							
29	5	U	0	9	7	4,000	P	S	0	1							
29	6	U	0	9	8	4,000	P	S	0	1							
29	7	U	0	9	9	4,000	P	S	0	1							
29	8	U	1	0	1	4,000	P	S	0	1							
29	9	U	1	0	2	4,000	P	S	0	1							
30	0	U	1	0	3	4,000	P	S	0	1							
30	1	U	1	0	5	4,000	P	S	0	1							
30	2	U	1	0	6	4,000	P	S	0	1							
30	3	U	1	0	7	4,000	P	S	0	1							
30	4	U	1	0	8	4,000	P	S	0	1							
30	5	U	1	0	9	4,000	P	S	0	1							
30	6	U	1	1	0	4,000	P	S	0	1							
30	7	U	1	1	1	4,000	P	S	0	1							
30	8	U	1	1	2	4,000	P	S	0	1							
30	9	U	1	1	3	4,000	P	S	0	1							
31	0	U	1	1	4	4,000	P	S	0	1							
31	1	U	1	1	5	4,000	P	S	0	1							
31	2	U	1	1	6	4,000	P	S	0	1							
31	3	U	1	1	7	4,000	P	S	0	1							
31	4	U	1	1	8	4,000	P	S	0	1							
31	5	U	1	1	9	4,000	P	S	0	1							
31	6	U	1	2	0	4,000	P	S	0	1							
31	7	U	1	2	1	4,000	P	S	0	1							
31	8	U	1	2	2	4,000	P	S	0	1							
31	9	U	1	2	3	4,000	P	S	0	1							
32	0	U	1	2	4	4,000	P	S	0	1							
32	1	U	1	2	5	4,000	P	S	0	1							
32	2	U	1	2	6	4,000	P	S	0	1							
32	3	U	1	2	7	4,000	P	S	0	1							
32	4	U	1	2	8	4,000	P	S	0	1							

7. Description of Hazardous Wastes (Enter codes for Items 7.A, 7.C and 7.D(1)) (continued)

Line No.	A. EPA Hazardous Waste No.					B. Estimated Annual Qty of Waste	C. Unit of Measure	D. Processes									
								(1) Process Codes					(2) Process Description (if code is not entered in 7.D1))				
Technical Area 54, Area L (continued)																	
32	5	U	1	2	9	4,000	P	S	0	1							
32	6	U	1	3	0	4,000	P	S	0	1							
32	7	U	1	3	1	4,000	P	S	0	1							
32	8	U	1	3	2	4,000	P	S	0	1							
32	9	U	1	3	3	4,000	P	S	0	1							
33	0	U	1	3	4	4,000	P	S	0	1							
33	1	U	1	3	5	4,000	P	S	0	1							
33	2	U	1	3	6	4,000	P	S	0	1							
33	3	U	1	3	7	4,000	P	S	0	1							
33	4	U	1	3	8	4,000	P	S	0	1							
33	5	U	1	4	0	4,000	P	S	0	1							
33	6	U	1	4	1	4,000	P	S	0	1							
33	7	U	1	4	2	4,000	P	S	0	1							
33	8	U	1	4	3	4,000	P	S	0	1							
33	9	U	1	4	4	4,000	P	S	0	1							
34	0	U	1	4	5	4,000	P	S	0	1							
34	1	U	1	4	6	4,000	P	S	0	1							
34	2	U	1	4	7	4,000	P	S	0	1							
34	3	U	1	4	8	4,000	P	S	0	1							
34	4	U	1	4	9	4,000	P	S	0	1							
34	5	U	1	5	0	4,000	P	S	0	1							
34	6	U	1	5	1	4,000	P	S	0	1							
34	7	U	1	5	2	4,000	P	S	0	1							
34	8	U	1	5	3	4,000	P	S	0	1							
34	9	U	1	5	4	4,000	P	S	0	1							
35	0	U	1	5	5	4,000	P	S	0	1							
35	1	U	1	5	6	4,000	P	S	0	1							
35	2	U	1	5	7	4,000	P	S	0	1							
35	3	U	1	5	8	4,000	P	S	0	1							
35	4	U	1	5	9	4,000	P	S	0	1							
35	5	U	1	6	0	4,000	P	S	0	1							
35	6	U	1	6	1	4,000	P	S	0	1							
35	7	U	1	6	2	4,000	P	S	0	1							
35	8	U	1	6	3	4,000	P	S	0	1							
35	9	U	1	6	4	4,000	P	S	0	1							
36	0	U	1	6	5	4,000	P	S	0	1							

7. Description of Hazardous Wastes (Enter codes for Items 7.A, 7.C and 7.D(1)) (continued)

Line No.	A. EPA Hazardous Waste No.					B. Estimated Annual Qty of Waste	C. Unit of Measure	D. Processes									
								(1) Process Codes					(2) Process Description (if code is not entered in 7.D1))				
Technical Area 54, Area L (continued)																	
36	1	U	1	6	6	4,000	P	S	0	1							
36	2	U	1	6	7	4,000	P	S	0	1							
36	3	U	1	6	8	4,000	P	S	0	1							
36	4	U	1	6	9	4,000	P	S	0	1							
36	5	U	1	7	0	4,000	P	S	0	1							
36	6	U	1	7	1	4,000	P	S	0	1							
36	7	U	1	7	2	4,000	P	S	0	1							
36	8	U	1	7	3	4,000	P	S	0	1							
36	9	U	1	7	4	4,000	P	S	0	1							
37	0	U	1	7	6	4,000	P	S	0	1							
37	1	U	1	7	7	4,000	P	S	0	1							
37	2	U	1	7	8	4,000	P	S	0	1							
37	3	U	1	7	9	4,000	P	S	0	1							
37	4	U	1	8	0	4,000	P	S	0	1							
37	5	U	1	8	1	4,000	P	S	0	1							
37	6	U	1	8	2	4,000	P	S	0	1							
37	7	U	1	8	3	4,000	P	S	0	1							
37	8	U	1	8	4	4,000	P	S	0	1							
37	9	U	1	8	5	4,000	P	S	0	1							
38	0	U	1	8	6	4,000	P	S	0	1							
38	1	U	1	8	7	4,000	P	S	0	1							
38	2	U	1	8	8	4,000	P	S	0	1							
38	3	U	1	8	9	4,000	P	S	0	1							
38	4	U	1	9	0	4,000	P	S	0	1							
38	5	U	1	9	1	4,000	P	S	0	1							
38	6	U	1	9	2	4,000	P	S	0	1							
38	7	U	1	9	3	4,000	P	S	0	1							
38	8	U	1	9	4	4,000	P	S	0	1							
38	9	U	1	9	6	4,000	P	S	0	1							
39	0	U	1	9	7	4,000	P	S	0	1							
39	1	U	2	0	0	4,000	P	S	0	1							
39	2	U	2	0	1	4,000	P	S	0	1							
39	3	U	2	0	2	4,000	P	S	0	1							
39	4	U	2	0	3	4,000	P	S	0	1							
39	5	U	2	0	4	4,000	P	S	0	1							
39	6	U	2	0	5	4,000	P	S	0	1							

7. Description of Hazardous Wastes (Enter codes for Items 7.A, 7.C and 7.D(1)) (continued)

Line No.	A. EPA Hazardous Waste No.					B. Estimated Annual Qty of Waste	C. Unit of Measure	D. Processes									
								(1) Process Codes					(2) Process Description (if code is not entered in 7.D1))				
Technical Area 54, Area L (continued)																	
39	7	U	2	0	6	4,000	P	S	0	1							
39	8	U	2	0	7	4,000	P	S	0	1							
39	9	U	2	0	8	4,000	P	S	0	1							
40	0	U	2	0	9	4,000	P	S	0	1							
40	1	U	2	1	0	4,000	P	S	0	1							
40	2	U	2	1	1	4,000	P	S	0	1							
40	3	U	2	1	3	4,000	P	S	0	1							
40	4	U	2	1	4	4,000	P	S	0	1							
40	5	U	2	1	5	4,000	P	S	0	1							
40	6	U	2	1	6	4,000	P	S	0	1							
40	7	U	2	1	7	4,000	P	S	0	1							
40	8	U	2	1	8	4,000	P	S	0	1							
40	9	U	2	1	9	4,000	P	S	0	1							
41	0	U	2	2	0	7,000	P	S	0	1							
41	1	U	2	2	1	4,000	P	S	0	1							
41	2	U	2	2	2	4,000	P	S	0	1							
41	3	U	2	2	3	4,000	P	S	0	1							
41	4	U	2	2	5	4,000	P	S	0	1							
41	5	U	2	2	6	7,000	P	S	0	1							
41	6	U	2	2	7	4,000	P	S	0	1							
41	7	U	2	2	8	7,000	P	S	0	1							
41	8	U	2	3	4	4,000	P	S	0	1							
41	9	U	2	3	5	4,000	P	S	0	1							
42	0	U	2	3	6	4,000	P	S	0	1							
42	1	U	2	3	7	4,000	P	S	0	1							
42	2	U	2	3	8	4,000	P	S	0	1							
42	3	U	2	3	9	7,000	P	S	0	1							
42	4	U	2	4	0	4,000	P	S	0	1							
42	5	U	2	4	3	4,000	P	S	0	1							
42	6	U	2	4	4	4,000	P	S	0	1							
42	7	U	2	4	6	4,000	P	S	0	1							
42	8	U	2	4	7	4,000	P	S	0	1							
42	9	U	2	4	8	4,000	P	S	0	1							
43	0	U	2	4	9	4,000	P	S	0	1							
43	1	U	2	7	1	4,000	P	S	0	1							
43	2	U	2	7	8	4,000	P	S	0	1							

7. Description of Hazardous Wastes (Enter codes for Items 7.A, 7.C and 7.D(1)) (continued)

Line No.	A. EPA Hazardous Waste No.					B. Estimated Annual Qty of Waste	C. Unit of Measure	D. Processes									
								(1) Process Codes					(2) Process Description (if code is not entered in 7.D1))				
Technical Area 54, Area L (continued)																	
43	3	U	2	7	9	4,000	P	S	0	1							
43	4	U	2	8	0	4,000	P	S	0	1							
43	5	U	3	2	8	4,000	P	S	0	1							
43	6	U	3	5	3	4,000	P	S	0	1							
43	7	U	3	5	9	4,000	P	S	0	1							
43	8	U	3	6	4	4,000	P	S	0	1							
43	9	U	3	6	7	4,000	P	S	0	1							
44	0	U	3	7	2	4,000	P	S	0	1							
44	1	U	3	7	3	4,000	P	S	0	1							
44	2	U	3	8	7	4,000	P	S	0	1							
44	3	U	3	8	9	4,000	P	S	0	1							
44	4	U	3	9	4	4,000	P	S	0	1							
44	5	U	3	9	5	4,000	P	S	0	1							
44	6	U	4	0	4	4,000	P	S	0	1							
44	7	U	4	0	9	4,000	P	S	0	1							
44	8	U	4	1	0	4,000	P	S	0	1							
44	9	U	4	1	1	4,000	P	S	0	1							

7. Description of Hazardous Wastes (Enter codes for Items 7.A, 7.C and 7.D(1)) (continued)

Line No.	A. EPA Hazardous Waste No.					B. Estimated Annual Qty of Waste	C. Unit of Measure	D. Processes															
	(1) Process Codes								(2) Process Description (if code is not entered in 7.D1))														
Technical Area 54, Area G																							
	1	D	0	0	1	330,000	P	S	0	1	T	0	4										
	2	D	0	0	2	395,000	P	S	0	1	T	0	4										
	3	D	0	0	3	185,000	P	S	0	1	T	0	4										
	4	D	0	0	4	2,525,000	P	S	0	1	T	0	4										
	5	D	0	0	5	82,000	P	S	0	1	T	0	4										
	6	D	0	0	6	515,000	P	S	0	1	T	0	4										
	7	D	0	0	7	3,775,000	P	S	0	1	T	0	4										
	8	D	0	0	8	5,400,000	P	S	0	1	T	0	4										
	9	D	0	0	9	100,000	P	S	0	1	T	0	4										
1	0	D	0	1	0	45,000	P	S	0	1	T	0	4										
1	1	D	0	1	1	2,540,000	P	S	0	1	T	0	4										
1	2	D	0	1	2	18,000	P	S	0	1													
1	3	D	0	1	3	4,000	P	S	0	1													
1	4	D	0	1	4	4,000	P	S	0	1													
1	5	D	0	1	5	7,000	P	S	0	1													
1	6	D	0	1	6	4,000	P	S	0	1													
1	7	D	0	1	7	4,000	P	S	0	1													
1	8	D	0	1	8	30,000	P	S	0	1	T	0	4										
1	9	D	0	1	9	25,000	P	S	0	1	T	0	4										
2	0	D	0	2	0	30,000	P	S	0	1	T	0	4										
2	1	D	0	2	1	15,000	P	S	0	1	T	0	4										
2	2	D	0	2	2	33,000	P	S	0	1	T	0	4										
2	3	D	0	2	3	4,000	P	S	0	1	T	0	4										
2	4	D	0	2	4	4,000	P	S	0	1	T	0	4										
2	5	D	0	2	5	4,000	P	S	0	1	T	0	4										
2	6	D	0	2	6	4,000	P	S	0	1	T	0	4										
2	7	D	0	2	7	22,000	P	S	0	1	T	0	4										
2	8	D	0	2	8	40,000	P	S	0	1	T	0	4										
2	9	D	0	2	9	7,000	P	S	0	1	T	0	4										
3	0	D	0	3	0	30,000	P	S	0	1	T	0	4										
3	1	D	0	3	1	22,000	P	S	0	1	T	0	4										
3	2	D	0	3	2	29,000	P	S	0	1	T	0	4										
3	3	D	0	3	3	29,000	P	S	0	1	T	0	4										
3	4	D	0	3	4	29,000	P	S	0	1	T	0	4										
3	5	D	0	3	5	30,000	P	S	0	1	T	0	4										
3	6	D	0	3	6	19,000	P	S	0	1	T	0	4										

7. Description of Hazardous Wastes (Enter codes for Items 7.A, 7.C and 7.D(1)) (continued)

Line No.	A. EPA Hazardous Waste No.					B. Estimated Annual Qty of Waste	C. Unit of Measure	D. Processes									
								(1) Process Codes					(2) Process Description (if code is not entered in 7.D1))				
Technical Area 54, Area G (continued)																	
3	7	D	0	3	7	7,000	P	S	0	1	T	0	4				
3	8	D	0	3	8	14,000	P	S	0	1	T	0	4				
3	9	D	0	3	9	20,000	P	S	0	1	T	0	4				
4	0	D	0	4	0	25,000	P	S	0	1	T	0	4				
4	1	D	0	4	1	17,000	P	S	0	1	T	0	4				
4	2	D	0	4	2	22,000	P	S	0	1	T	0	4				
4	3	D	0	4	3	25,000	P	S	0	1	T	0	4				
4	4	F	0	0	1	6,410,000	P	S	0	1	T	0	4				
4	5	F	0	0	2	3,450,000	P	S	0	1	T	0	4				
4	6	F	0	0	3	2,850,000	P	S	0	1							
4	7	F	0	0	4	35,000	P	S	0	1	T	0	4				
4	8	F	0	0	5	3,250,000	P	S	0	1							
4	9	F	0	0	6	7,000	P	S	0	1							
5	0	F	0	0	7	18,000	P	S	0	1							
5	1	F	0	0	8	7,000	P	S	0	1							
5	2	F	0	0	9	8,000	P	S	0	1							
5	3	F	0	1	0	4,000	P	S	0	1							
5	4	F	0	1	1	4,000	P	S	0	1							
5	5	F	0	1	2	4,000	P	S	0	1							
5	6	F	0	1	9	4,000	P	S	0	1							
5	7	F	0	2	0	4,000	P	S	0	1							
5	8	F	0	2	1	4,000	P	S	0	1							
5	9	F	0	2	2	4,000	P	S	0	1							
6	0	F	0	2	3	4,000	P	S	0	1							
6	1	F	0	2	4	4,000	P	S	0	1							
6	2	F	0	2	5	4,000	P	S	0	1							
6	3	F	0	2	6	4,000	P	S	0	1							
6	4	F	0	2	7	4,000	P	S	0	1							
6	5	F	0	2	8	4,000	P	S	0	1							
6	6	F	0	3	2	4,000	P	S	0	1							
6	7	F	0	3	4	4,000	P	S	0	1							
6	8	F	0	3	5	4,000	P	S	0	1							
6	9	F	0	3	7	4,000	P	S	0	1							
7	0	F	0	3	8	4,000	P	S	0	1							
7	1	F	0	3	9	4,000	P	S	0	1							
7	2	K	0	4	4	22,000	P	S	0	1							

7. Description of Hazardous Wastes (Enter codes for Items 7.A, 7.C and 7.D(1)) (continued)

Line No.	A. EPA Hazardous Waste No.					B. Estimated Annual Qty of Waste	C. Unit of Measure	D. Processes									
								(1) Process Codes					(2) Process Description (if code is not entered in 7.D1))				
Technical Area 54, Area G (continued)																	
7	3	K	0	4	5	4,000	P	S	0	1							
7	4	K	0	4	6	4,000	P	S	0	1							
7	5	K	0	4	7	4,000	P	S	0	1							
7	6	K	0	8	4	500	P	S	0	1							
7	7	K	1	0	1	500	P	S	0	1							
7	8	K	1	0	2	500	P	S	0	1							
7	9	P	0	0	1	4,000	P	S	0	1							
8	0	P	0	0	2	4,000	P	S	0	1							
8	1	P	0	0	3	4,100	P	S	0	1							
8	2	P	0	0	4	4,000	P	S	0	1							
8	3	P	0	0	5	4,000	P	S	0	1							
8	4	P	0	0	6	4,000	P	S	0	1							
8	5	P	0	0	7	4,000	P	S	0	1							
8	6	P	0	0	8	4,000	P	S	0	1							
8	7	P	0	0	9	4,000	P	S	0	1							
8	8	P	0	1	0	4,000	P	S	0	1							
8	9	P	0	1	1	4,000	P	S	0	1							
9	0	P	0	1	2	4,100	P	S	0	1							
9	1	P	0	1	3	4,000	P	S	0	1							
9	2	P	0	1	4	4,000	P	S	0	1							
9	3	P	0	1	5	4,100	P	S	0	1							
9	4	P	0	1	6	4,000	P	S	0	1							
9	5	P	0	1	7	4,000	P	S	0	1							
9	6	P	0	1	8	4,000	P	S	0	1							
9	7	P	0	2	0	4,000	P	S	0	1							
9	8	P	0	2	1	4,000	P	S	0	1							
9	9	P	0	2	2	4,000	P	S	0	1							
10	0	P	0	2	3	4,000	P	S	0	1							
10	1	P	0	2	4	4,000	P	S	0	1							
10	2	P	0	2	6	4,000	P	S	0	1							
10	3	P	0	2	7	4,000	P	S	0	1							
10	4	P	0	2	8	4,000	P	S	0	1							
10	5	P	0	2	9	4,100	P	S	0	1							
10	6	P	0	3	0	4,100	P	S	0	1							
10	7	P	0	3	1	4,100	P	S	0	1							
10	8	P	0	3	3	4,000	P	S	0	1							

7. Description of Hazardous Wastes (Enter codes for Items 7.A, 7.C and 7.D(1)) (continued)

Line No.	A. EPA Hazardous Waste No.					B. Estimated Annual Qty of Waste	C. Unit of Measure	D. Processes									
								(1) Process Codes					(2) Process Description (if code is not entered in 7.D1))				
Technical Area 54, Area G (continued)																	
10	9	P	0	3	4	4,000	P	S	0	1							
11	0	P	0	3	6	4,000	P	S	0	1							
11	1	P	0	3	7	4,000	P	S	0	1							
11	2	P	0	3	8	4,100	P	S	0	1							
11	3	P	0	3	9	4,000	P	S	0	1							
11	4	P	0	4	0	4,000	P	S	0	1							
11	5	P	0	4	1	4,000	P	S	0	1							
11	6	P	0	4	2	4,000	P	S	0	1							
11	7	P	0	4	3	4,000	P	S	0	1							
11	8	P	0	4	4	4,000	P	S	0	1							
11	9	P	0	4	5	4,000	P	S	0	1							
12	0	P	0	4	6	4,000	P	S	0	1							
12	1	P	0	4	7	4,000	P	S	0	1							
12	2	P	0	4	8	4,000	P	S	0	1							
12	3	P	0	4	9	4,000	P	S	0	1							
12	4	P	0	5	0	4,000	P	S	0	1							
12	5	P	0	5	1	4,000	P	S	0	1							
12	6	P	0	5	4	4,000	P	S	0	1							
12	7	P	0	5	6	4,100	P	S	0	1							
12	8	P	0	5	7	4,000	P	S	0	1							
12	9	P	0	5	8	4,000	P	S	0	1							
13	0	P	0	5	9	4,000	P	S	0	1							
13	1	P	0	6	0	4,000	P	S	0	1							
13	2	P	0	6	2	4,000	P	S	0	1							
13	3	P	0	6	3	4,100	P	S	0	1							
13	4	P	0	6	4	4,000	P	S	0	1							
13	5	P	0	6	5	4,000	P	S	0	1							
13	6	P	0	6	6	4,000	P	S	0	1							
13	7	P	0	6	7	4,000	P	S	0	1							
13	8	P	0	6	8	4,100	P	S	0	1							
13	9	P	0	6	9	4,000	P	S	0	1							
14	0	P	0	7	0	4,000	P	S	0	1							
14	1	P	0	7	1	4,000	P	S	0	1							
14	2	P	0	7	2	4,000	P	S	0	1							
14	3	P	0	7	3	4,100	P	S	0	1							
14	4	P	0	7	4	4,000	P	S	0	1							

7. Description of Hazardous Wastes (Enter codes for Items 7.A, 7.C and 7.D(1)) (continued)

Line No.	A. EPA Hazardous Waste No.					B. Estimated Annual Qty of Waste	C. Unit of Measure	D. Processes												
								(1) Process Codes	(2) Process Description (if code is not entered in 7.D1))											
Technical Area 54, Area G (continued)																				
14	5	P	0	7	5	4,000	P	S	0	1										
14	6	P	0	7	6	4,000	P	S	0	1										
14	7	P	0	7	7	4,000	P	S	0	1										
14	8	P	0	7	8	4,000	P	S	0	1										
14	9	P	0	8	1	4,000	P	S	0	1										
15	0	P	0	8	2	4,000	P	S	0	1										
15	1	P	0	8	4	4,000	P	S	0	1										
15	2	P	0	8	5	4,000	P	S	0	1										
15	3	P	0	8	7	4,000	P	S	0	1										
15	4	P	0	8	8	4,000	P	S	0	1										
15	5	P	0	8	9	4,000	P	S	0	1										
15	6	P	0	9	2	4,000	P	S	0	1										
15	7	P	0	9	3	4,000	P	S	0	1										
15	8	P	0	9	4	4,000	P	S	0	1										
15	9	P	0	9	5	4,100	P	S	0	1										
16	0	P	0	9	6	4,100	P	S	0	1										
16	1	P	0	9	7	4,000	P	S	0	1										
16	2	P	0	9	8	4,100	P	S	0	1										
16	3	P	0	9	9	4,000	P	S	0	1										
16	4	P	1	0	1	4,000	P	S	0	1										
16	5	P	1	0	2	4,000	P	S	0	1										
16	6	P	1	0	3	4,000	P	S	0	1										
16	7	P	1	0	4	4,000	P	S	0	1										
16	8	P	1	0	5	4,000	P	S	0	1										
16	9	P	1	0	6	4,100	P	S	0	1										
17	0	P	1	0	8	4,000	P	S	0	1										
17	1	P	1	0	9	4,000	P	S	0	1										
17	2	P	1	1	0	4,000	P	S	0	1										
17	3	P	1	1	1	4,000	P	S	0	1										
17	4	P	1	1	2	4,000	P	S	0	1										
17	5	P	1	1	3	4,000	P	S	0	1										
17	6	P	1	1	4	4,000	P	S	0	1										
17	7	P	1	1	5	4,000	P	S	0	1										
17	8	P	1	1	6	4,000	P	S	0	1										
17	9	P	1	1	8	4,000	P	S	0	1										
18	0	P	1	1	9	4,000	P	S	0	1										

7. Description of Hazardous Wastes (Enter codes for Items 7.A, 7.C and 7.D(1)) (continued)

Line No.	A. EPA Hazardous Waste No.					B. Estimated Annual Qty of Waste	C. Unit of Measure	D. Processes									
								(1) Process Codes					(2) Process Description (if code is not entered in 7.D1))				
Technical Area 54, Area G (continued)																	
18	1	P	1	2	0	4,100	P	S	0	1							
18	2	P	1	2	1	4,000	P	S	0	1							
18	3	P	1	2	2	4,000	P	S	0	1							
18	4	P	1	2	3	4,000	P	S	0	1							
18	5	P	1	2	7	4,000	P	S	0	1							
18	6	P	1	2	8	4,000	P	S	0	1							
18	7	P	1	8	5	4,000	P	S	0	1							
18	8	P	1	8	8	4,000	P	S	0	1							
18	9	P	1	8	9	4,000	P	S	0	1							
19	0	P	1	9	0	4,000	P	S	0	1							
19	1	P	1	9	1	4,000	P	S	0	1							
19	2	P	1	9	2	4,000	P	S	0	1							
19	3	P	1	9	4	4,000	P	S	0	1							
19	4	P	1	9	6	4,000	P	S	0	1							
19	5	P	1	9	7	4,000	P	S	0	1							
19	6	P	1	9	8	4,000	P	S	0	1							
19	7	P	1	9	9	4,000	P	S	0	1							
19	8	P	2	0	1	4,000	P	S	0	1							
19	9	P	2	0	2	4,000	P	S	0	1							
20	0	P	2	0	3	4,000	P	S	0	1							
20	1	P	2	0	4	4,000	P	S	0	1							
20	2	P	2	0	5	4,000	P	S	0	1							
20	3	U	0	0	1	4,100	P	S	0	1							
20	4	U	0	0	2	7,100	P	S	0	1							
20	5	U	0	0	3	4,100	P	S	0	1							
20	6	U	0	0	4	4,000	P	S	0	1							
20	7	U	0	0	5	4,000	P	S	0	1							
20	8	U	0	0	6	4,000	P	S	0	1							
20	9	U	0	0	7	4,000	P	S	0	1							
21	0	U	0	0	8	4,000	P	S	0	1							
21	1	U	0	0	9	4,000	P	S	0	1							
21	2	U	0	1	0	4,000	P	S	0	1							
21	3	U	0	1	1	4,000	P	S	0	1							
21	4	U	0	1	2	4,100	P	S	0	1							
21	5	U	0	1	4	4,000	P	S	0	1							
21	6	U	0	1	5	4,000	P	S	0	1							

7. Description of Hazardous Wastes (Enter codes for Items 7.A, 7.C and 7.D(1)) (continued)

Line No.	A. EPA Hazardous Waste No.					B. Estimated Annual Qty of Waste	C. Unit of Measure	D. Processes									
								(1) Process Codes					(2) Process Description (if code is not entered in 7.D1))				
Technical Area 54, Area G (continued)																	
21	7	U	0	1	6	4,000	P	S	0	1							
21	8	U	0	1	7	4,000	P	S	0	1							
21	9	U	0	1	8	4,000	P	S	0	1							
22	0	U	0	1	9	4,100	P	S	0	1							
22	1	U	0	2	0	4,000	P	S	0	1							
22	2	U	0	2	1	4,000	P	S	0	1							
22	3	U	0	2	2	4,100	P	S	0	1							
22	4	U	0	2	3	4,000	P	S	0	1							
22	5	U	0	2	4	4,000	P	S	0	1							
22	6	U	0	2	5	4,000	P	S	0	1							
22	7	U	0	2	6	4,000	P	S	0	1							
22	8	U	0	2	7	4,000	P	S	0	1							
22	9	U	0	2	8	4,000	P	S	0	1							
23	0	U	0	2	9	4,100	P	S	0	1							
23	1	U	0	3	0	4,000	P	S	0	1							
23	2	U	0	3	1	4,100	P	S	0	1							
23	3	U	0	3	2	4,000	P	S	0	1							
23	4	U	0	3	3	4,000	P	S	0	1							
23	5	U	0	3	4	4,000	P	S	0	1							
23	6	U	0	3	5	4,000	P	S	0	1							
23	7	U	0	3	6	4,000	P	S	0	1							
23	8	U	0	3	7	4,100	P	S	0	1							
23	9	U	0	3	8	4,000	P	S	0	1							
24	0	U	0	3	9	4,000	P	S	0	1							
24	1	U	0	4	1	4,000	P	S	0	1							
24	2	U	0	4	2	4,000	P	S	0	1							
24	3	U	0	4	3	4,000	P	S	0	1							
24	4	U	0	4	4	4,100	P	S	0	1							
24	5	U	0	4	5	4,100	P	S	0	1							
24	6	U	0	4	6	4,000	P	S	0	1							
24	7	U	0	4	7	4,000	P	S	0	1							
24	8	U	0	4	8	4,000	P	S	0	1							
24	9	U	0	4	9	4,000	P	S	0	1							
25	0	U	0	5	0	4,000	P	S	0	1							
25	1	U	0	5	1	4,000	P	S	0	1							
25	2	U	0	5	2	4,100	P	S	0	1							

7. Description of Hazardous Wastes (Enter codes for Items 7.A, 7.C and 7.D(1)) (continued)

Line No.	A. EPA Hazardous Waste No.					B. Estimated Annual Qty of Waste	C. Unit of Measure	D. Processes									
								(1) Process Codes					(2) Process Description (if code is not entered in 7.D1))				
Technical Area 54, Area G (continued)																	
25	3	U	0	5	3	4,000	P	S	0	1							
25	4	U	0	5	5	4,000	P	S	0	1							
25	5	U	0	5	6	4,100	P	S	0	1							
25	6	U	0	5	7	4,100	P	S	0	1							
25	7	U	0	5	8	4,000	P	S	0	1							
25	8	U	0	5	9	4,000	P	S	0	1							
25	9	U	0	6	0	4,000	P	S	0	1							
26	0	U	0	6	1	4,000	P	S	0	1							
26	1	U	0	6	2	4,000	P	S	0	1							
26	2	U	0	6	3	4,000	P	S	0	1							
26	3	U	0	6	4	4,000	P	S	0	1							
26	4	U	0	6	6	4,000	P	S	0	1							
26	5	U	0	6	7	4,000	P	S	0	1							
26	6	U	0	6	8	4,000	P	S	0	1							
26	7	U	0	6	9	4,000	P	S	0	1							
26	8	U	0	7	0	4,000	P	S	0	1							
26	9	U	0	7	1	4,000	P	S	0	1							
27	0	U	0	7	2	4,000	P	S	0	1							
27	1	U	0	7	3	4,000	P	S	0	1							
27	2	U	0	7	4	4,000	P	S	0	1							
27	3	U	0	7	5	4,100	P	S	0	1							
27	4	U	0	7	6	4,000	P	S	0	1							
27	5	U	0	7	7	4,100	P	S	0	1							
27	6	U	0	7	8	4,000	P	S	0	1							
27	7	U	0	7	9	4,000	P	S	0	1							
27	8	U	0	8	0	12,000	P	S	0	1							
27	9	U	0	8	1	4,000	P	S	0	1							
28	0	U	0	8	2	4,000	P	S	0	1							
28	1	U	0	8	3	4,000	P	S	0	1							
28	2	U	0	8	4	4,000	P	S	0	1							
28	3	U	0	8	5	4,000	P	S	0	1							
28	4	U	0	8	6	4,000	P	S	0	1							
28	5	U	0	8	7	4,000	P	S	0	1							
28	6	U	0	8	8	4,000	P	S	0	1							
28	7	U	0	8	9	4,000	P	S	0	1							
28	8	U	0	9	0	4,000	P	S	0	1							

7. Description of Hazardous Wastes (Enter codes for Items 7.A, 7.C and 7.D(1)) (continued)

Line No.	A. EPA Hazardous Waste No.					B. Estimated Annual Qty of Waste	C. Unit of Measure	D. Processes									
								(1) Process Codes					(2) Process Description (if code is not entered in 7.D1))				
Technical Area 54, Area G (continued)																	
28	9	U	0	9	1	4,000	P	S	0	1							
29	0	U	0	9	2	4,000	P	S	0	1							
29	1	U	0	9	3	4,000	P	S	0	1							
29	2	U	0	9	4	4,000	P	S	0	1							
29	3	U	0	9	5	4,000	P	S	0	1							
29	4	U	0	9	6	4,000	P	S	0	1							
29	5	U	0	9	7	4,000	P	S	0	1							
29	6	U	0	9	8	4,000	P	S	0	1							
29	7	U	0	9	9	4,000	P	S	0	1							
29	8	U	1	0	1	4,000	P	S	0	1							
29	9	U	1	0	2	4,000	P	S	0	1							
30	0	U	1	0	3	4,000	P	S	0	1							
30	1	U	1	0	5	4,000	P	S	0	1							
30	2	U	1	0	6	4,000	P	S	0	1							
30	3	U	1	0	7	4,000	P	S	0	1							
30	4	U	1	0	8	4,100	P	S	0	1							
30	5	U	1	0	9	4,000	P	S	0	1							
30	6	U	1	1	0	4,000	P	S	0	1							
30	7	U	1	1	1	4,000	P	S	0	1							
30	8	U	1	1	2	4,100	P	S	0	1							
30	9	U	1	1	3	4,000	P	S	0	1							
31	0	U	1	1	4	4,000	P	S	0	1							
31	1	U	1	1	5	4,100	P	S	0	1							
31	2	U	1	1	6	4,000	P	S	0	1							
31	3	U	1	1	7	4,100	P	S	0	1							
31	4	U	1	1	8	4,000	P	S	0	1							
31	5	U	1	1	9	4,000	P	S	0	1							
31	6	U	1	2	0	4,000	P	S	0	1							
31	7	U	1	2	1	4,100	P	S	0	1							
31	8	U	1	2	2	7,100	P	S	0	1							
31	9	U	1	2	3	4,100	P	S	0	1							
32	0	U	1	2	4	4,000	P	S	0	1							
32	1	U	1	2	5	4,000	P	S	0	1							
32	2	U	1	2	6	4,000	P	S	0	1							
32	3	U	1	2	7	4,000	P	S	0	1							
32	4	U	1	2	8	4,000	P	S	0	1							

7. Description of Hazardous Wastes (Enter codes for Items 7.A, 7.C and 7.D(1)) (continued)

Line No.	A. EPA Hazardous Waste No.					B. Estimated Annual Qty of Waste	C. Unit of Measure	D. Processes									
								(1) Process Codes					(2) Process Description (if code is not entered in 7.D1))				
Technical Area 54, Area G (continued)																	
32	5	U	1	2	9	4,000	P	S	0	1							
32	6	U	1	3	0	4,000	P	S	0	1							
32	7	U	1	3	1	4,100	P	S	0	1							
32	8	U	1	3	2	4,000	P	S	0	1							
32	9	U	1	3	3	4,100	P	S	0	1							
33	0	U	1	3	4	12,100	P	S	0	1							
33	1	U	1	3	5	4,100	P	S	0	1							
33	2	U	1	3	6	4,000	P	S	0	1							
33	3	U	1	3	7	4,000	P	S	0	1							
33	4	U	1	3	8	4,000	P	S	0	1							
33	5	U	1	4	0	4,100	P	S	0	1							
33	6	U	1	4	1	4,000	P	S	0	1							
33	7	U	1	4	2	4,000	P	S	0	1							
33	8	U	1	4	3	4,000	P	S	0	1							
33	9	U	1	4	4	4,100	P	S	0	1							
34	0	U	1	4	5	4,000	P	S	0	1							
34	1	U	1	4	6	4,000	P	S	0	1							
34	2	U	1	4	7	4,000	P	S	0	1							
34	3	U	1	4	8	4,000	P	S	0	1							
34	4	U	1	4	9	4,000	P	S	0	1							
34	5	U	1	5	0	4,000	P	S	0	1							
34	6	U	1	5	1	7,100	P	S	0	1							
34	7	U	1	5	2	4,000	P	S	0	1							
34	8	U	1	5	3	4,000	P	S	0	1							
34	9	U	1	5	4	4,100	P	S	0	1							
35	0	U	1	5	5	4,000	P	S	0	1							
35	1	U	1	5	6	4,000	P	S	0	1							
35	2	U	1	5	7	4,000	P	S	0	1							
35	3	U	1	5	8	4,000	P	S	0	1							
35	4	U	1	5	9	4,100	P	S	0	1							
35	5	U	1	6	0	4,100	P	S	0	1							
35	6	U	1	6	1	4,100	P	S	0	1							
35	7	U	1	6	2	4,000	P	S	0	1							
35	8	U	1	6	3	4,000	P	S	0	1							
35	9	U	1	6	4	4,000	P	S	0	1							
36	0	U	1	6	5	4,100	P	S	0	1							

7. Description of Hazardous Wastes (Enter codes for Items 7.A, 7.C and 7.D(1)) (continued)

Line No.	A. EPA Hazardous Waste No.					B. Estimated Annual Qty of Waste	C. Unit of Measure	D. Processes									
								(1) Process Codes					(2) Process Description (if code is not entered in 7.D1))				
Technical Area 54, Area G (continued)																	
36	1	U	1	6	6	4,000	P	S	0	1							
36	2	U	1	6	7	4,000	P	S	0	1							
36	3	U	1	6	8	4,000	P	S	0	1							
36	4	U	1	6	9	4,100	P	S	0	1							
36	5	U	1	7	0	4,000	P	S	0	1							
36	6	U	1	7	1	4,000	P	S	0	1							
36	7	U	1	7	2	4,000	P	S	0	1							
36	8	U	1	7	3	4,000	P	S	0	1							
36	9	U	1	7	4	4,000	P	S	0	1							
37	0	U	1	7	6	4,000	P	S	0	1							
37	1	U	1	7	7	4,000	P	S	0	1							
37	2	U	1	7	8	4,000	P	S	0	1							
37	3	U	1	7	9	4,000	P	S	0	1							
37	4	U	1	8	0	4,000	P	S	0	1							
37	5	U	1	8	1	4,000	P	S	0	1							
37	6	U	1	8	2	4,000	P	S	0	1							
37	7	U	1	8	3	4,000	P	S	0	1							
37	8	U	1	8	4	4,000	P	S	0	1							
37	9	U	1	8	5	4,000	P	S	0	1							
38	0	U	1	8	6	4,000	P	S	0	1							
38	1	U	1	8	7	4,000	P	S	0	1							
38	2	U	1	8	8	4,100	P	S	0	1							
38	3	U	1	8	9	4,000	P	S	0	1							
38	4	U	1	9	0	4,100	P	S	0	1							
38	5	U	1	9	1	4,000	P	S	0	1							
38	6	U	1	9	2	4,000	P	S	0	1							
38	7	U	1	9	3	4,000	P	S	0	1							
38	8	U	1	9	4	4,000	P	S	0	1							
38	9	U	1	9	6	4,100	P	S	0	1							
39	0	U	1	9	7	4,000	P	S	0	1							
39	1	U	2	0	0	4,000	P	S	0	1							
39	2	U	2	0	1	4,000	P	S	0	1							
39	3	U	2	0	2	4,000	P	S	0	1							
39	4	U	2	0	3	4,000	P	S	0	1							
39	5	U	2	0	4	4,100	P	S	0	1							
39	6	U	2	0	5	4,000	P	S	0	1							

7. Description of Hazardous Wastes (Enter codes for Items 7.A, 7.C and 7.D(1)) (continued)

Line No.	A. EPA Hazardous Waste No.					B. Estimated Annual Qty of Waste	C. Unit of Measure	D. Processes									
								(1) Process Codes					(2) Process Description (if code is not entered in 7.D1))				
Technical Area 54, Area G (continued)																	
39	7	U	2	0	6	4,000	P	S	0	1							
39	8	U	2	0	7	4,000	P	S	0	1							
39	9	U	2	0	8	4,000	P	S	0	1							
40	0	U	2	0	9	4,000	P	S	0	1							
40	1	U	2	1	0	4,100	P	S	0	1							
40	2	U	2	1	1	4,100	P	S	0	1							
40	3	U	2	1	3	4,100	P	S	0	1							
40	4	U	2	1	4	4,000	P	S	0	1							
40	5	U	2	1	5	4,000	P	S	0	1							
40	6	U	2	1	6	4,100	P	S	0	1							
40	7	U	2	1	7	4,000	P	S	0	1							
40	8	U	2	1	8	4,100	P	S	0	1							
40	9	U	2	1	9	4,100	P	S	0	1							
41	0	U	2	2	0	7,100	P	S	0	1							
41	1	U	2	2	1	4,000	P	S	0	1							
41	2	U	2	2	2	4,000	P	S	0	1							
41	3	U	2	2	3	4,000	P	S	0	1							
41	4	U	2	2	5	4,100	P	S	0	1							
41	5	U	2	2	6	7,100	P	S	0	1							
41	6	U	2	2	7	4,100	P	S	0	1							
41	7	U	2	2	8	7,100	P	S	0	1							
41	8	U	2	3	4	4,000	P	S	0	1							
41	9	U	2	3	5	4,000	P	S	0	1							
42	0	U	2	3	6	4,000	P	S	0	1							
42	1	U	2	3	7	4,000	P	S	0	1							
42	2	U	2	3	8	4,000	P	S	0	1							
42	3	U	2	3	9	7,100	P	S	0	1							
42	4	U	2	4	0	4,000	P	S	0	1							
42	5	U	2	4	3	4,000	P	S	0	1							
42	6	U	2	4	4	4,000	P	S	0	1							
42	7	U	2	4	6	4,100	P	S	0	1							
42	8	U	2	4	7	4,000	P	S	0	1							
42	9	U	2	4	8	4,000	P	S	0	1							
43	0	U	2	4	9	4,000	P	S	0	1							
43	1	U	2	7	1	4,000	P	S	0	1							
43	2	U	2	7	8	4,000	P	S	0	1							

7. Description of Hazardous Wastes (Enter codes for Items 7.A, 7.C and 7.D(1)) (continued)

Line No.	A. EPA Hazardous Waste No.					B. Estimated Annual Qty of Waste	C. Unit of Measure	D. Processes									
								(1) Process Codes					(2) Process Description (if code is not entered in 7.D1))				
Technical Area 54, Area G (continued)																	
43	3	U	2	7	9	4,000	P	S	0	1							
43	4	U	2	8	0	4,000	P	S	0	1							
43	5	U	3	2	8	4,000	P	S	0	1							
43	6	U	3	5	3	4,000	P	S	0	1							
43	7	U	3	5	9	4,000	P	S	0	1							
43	8	U	3	6	4	4,000	P	S	0	1							
43	9	U	3	6	7	4,000	P	S	0	1							
44	0	U	3	7	2	4,000	P	S	0	1							
44	1	U	3	7	3	4,000	P	S	0	1							
44	2	U	3	8	7	4,000	P	S	0	1							
44	3	U	3	8	9	4,000	P	S	0	1							
44	4	U	3	9	4	4,000	P	S	0	1							
44	5	U	3	9	5	4,000	P	S	0	1							
44	6	U	4	0	4	4,000	P	S	0	1							
44	7	U	4	0	9	4,000	P	S	0	1							
44	8	U	4	1	0	4,000	P	S	0	1							
44	9	U	4	1	1	4,000	P	S	0	1							

7. Description of Hazardous Wastes (Enter codes for Items 7.A, 7.C and 7.D(1)) (continued)

Line No.	A. EPA Hazardous Waste No.					B. Estimated Annual Qty of Waste	C. Unit of Measure	D. Processes									
								(1) Process Codes					(2) Process Description (if code is not entered in 7.D1))				
Technical Area 54, Material Disposal Area G (Shaft 124 and Pit 29)																	
1	D	0	0	4	850	P	D	8	0								
2	D	0	0	5	2,100	P	D	8	0								
3	D	0	0	6	4,250	P	D	8	0								
4	D	0	0	7	4,450	P	D	8	0								
5	D	0	0	8	507,100	P	D	8	0								
6	D	0	0	9	850	P	D	8	0								
7	D	0	1	0	15	P	D	8	0								
8	D	0	1	1	530	P	D	8	0								

7. Description of Hazardous Wastes (Enter codes for Items 7.A, 7.C and 7.D(1)) (continued)

Line No.	A. EPA Hazardous Waste No.					B. Estimated Annual Qty of Waste	C. Unit of Measure	D. Processes									
								(1) Process Codes					(2) Process Description (if code is not entered in 7.D1))				
Technical Area 54, West																	
	1	D	0	0	1	74,252	P	S	0	1							
	2	D	0	0	2	38,448	P	S	0	1							
	3	D	0	0	3	3,528	P	S	0	1							
	4	D	0	0	4	24,692	P	S	0	1	T	0	4				
	5	D	0	0	5	22,576	P	S	0	1	T	0	4				
	6	D	0	0	6	3,627,220	P	S	0	1	T	0	4				
	7	D	0	0	7	3,784,544	P	S	0	1	T	0	4				
	8	D	0	0	8	8,589,208	P	S	0	1	T	0	4				
	9	D	0	0	9	261,732	P	S	0	1	T	0	4				
1	0	D	0	1	0	27,160	P	S	0	1	T	0	4				
1	1	D	0	1	1	30,336	P	S	0	1	T	0	4				
1	2	D	0	1	2	36,000	P	S	0	1							
1	3	D	0	1	3	8,000	P	S	0	1							
1	4	D	0	1	4	8,000	P	S	0	1							
1	5	D	0	1	5	14,000	P	S	0	1							
1	6	D	0	1	6	8,000	P	S	0	1							
1	7	D	0	1	7	8,000	P	S	0	1							
1	8	D	0	1	8	1,412	P	S	0	1	T	0	4				
1	9	D	0	1	9	28,220	P	S	0	1	T	0	4				
2	0	D	0	2	0	60,000	P	S	0	1	T	0	4				
2	1	D	0	2	1	4,880	P	S	0	1	T	0	4				
2	2	D	0	2	2	6,704	P	S	0	1	T	0	4				
2	3	D	0	2	3	8,000	P	S	0	1	T	0	4				
2	4	D	0	2	4	8,000	P	S	0	1	T	0	4				
2	5	D	0	2	5	8,000	P	S	0	1	T	0	4				
2	6	D	0	2	6	8,000	P	S	0	1	T	0	4				
2	7	D	0	2	7	4,056	P	S	0	1	T	0	4				
2	8	D	0	2	8	1,158,400	P	S	0	1	T	0	4				
2	9	D	0	2	9	1,152,576	P	S	0	1	T	0	4				
3	0	D	0	3	0	26,100	P	S	0	1	T	0	4				
3	1	D	0	3	1	352	P	S	0	1	T	0	4				
3	2	D	0	3	2	16,580	P	S	0	1	T	0	4				
3	3	D	0	3	3	11,112	P	S	0	1	T	0	4				
3	4	D	0	3	4	5,820	P	S	0	1	T	0	4				
3	5	D	0	3	5	528	P	S	0	1	T	0	4				
3	6	D	0	3	6	1,764	P	S	0	1	T	0	4				

7. Description of Hazardous Wastes (Enter codes for Items 7.A, 7.C and 7.D(1)) (continued)

Line No.	A. EPA Hazardous Waste No.					B. Estimated Annual Qty of Waste	C. Unit of Measure	D. Processes															
								(1) Process Codes				(2) Process Description (if code is not entered in 7.D1))											
Technical Area 54, West (continued)																							
3	7	D	0	3	7	2,820	P	S	0	1	T	0	4										
3	8	D	0	3	8	352	P	S	0	1	T	0	4										
3	9	D	0	3	9	7,760	P	S	0	1	T	0	4										
4	0	D	0	4	0	17,460	P	S	0	1	T	0	4										
4	1	D	0	4	1	352	P	S	0	1	T	0	4										
4	2	D	0	4	2	5,644	P	S	0	1	T	0	4										
4	3	D	0	4	3	2,116	P	S	0	1	T	0	4										
4	4	F	0	0	1	2,225,608	P	S	0	1	T	0	4										
4	5	F	0	0	2	288,012	P	S	0	1	T	0	4										
4	6	F	0	0	3	137,856	P	S	0	1													
4	7	F	0	0	4	8,640	P	S	0	1	T	0	4										
4	8	F	0	0	5	1,296,844	P	S	0	1													
4	9	F	0	0	6	14,000	P	S	0	1													
5	0	F	0	0	7	36,000	P	S	0	1													
5	1	F	0	0	8	14,000	P	S	0	1													
5	2	F	0	0	9	8,000	P	S	0	1													
5	3	F	0	1	0	8,000	P	S	0	1													
5	4	F	0	1	1	8,000	P	S	0	1													
5	5	F	0	1	2	8,000	P	S	0	1													
5	6	F	0	1	9	8,000	P	S	0	1													
5	7	F	0	2	0	8,000	P	S	0	1													
5	8	F	0	2	1	8,000	P	S	0	1													
5	9	F	0	2	2	8,000	P	S	0	1													
6	0	F	0	2	3	8,000	P	S	0	1													
6	1	F	0	2	4	8,000	P	S	0	1													
6	2	F	0	2	5	8,000	P	S	0	1													
6	3	F	0	2	6	8,000	P	S	0	1													
6	4	F	0	2	7	8,000	P	S	0	1													
6	5	F	0	2	8	8,000	P	S	0	1													
6	6	F	0	3	2	8,000	P	S	0	1													
6	7	F	0	3	4	8,000	P	S	0	1													
6	8	F	0	3	5	8,000	P	S	0	1													
6	9	F	0	3	7	8,000	P	S	0	1													
7	0	F	0	3	8	8,000	P	S	0	1													
7	1	F	0	3	9	8,000	P	S	0	1													
7	2	K	0	4	4	4,000	P	S	0	1													

7. Description of Hazardous Wastes (Enter codes for Items 7.A, 7.C and 7.D(1)) (continued)

Line No.	A. EPA Hazardous Waste No.					B. Estimated Annual Qty of Waste	C. Unit of Measure	D. Processes									
								(1) Process Codes					(2) Process Description (if code is not entered in 7.D1))				
Technical Area 54, West (continued)																	
7	3	K	0	4	5	8,000	P	S	0	1							
7	4	K	0	4	6	8,000	P	S	0	1							
7	5	K	0	4	7	8,000	P	S	0	1							
7	6	K	0	8	4	1,000	P	S	0	1							
7	7	K	1	0	1	1,000	P	S	0	1							
7	8	K	1	0	2	1,000	P	S	0	1							
7	9	P	0	0	1	176	P	S	0	1							
8	0	P	0	0	2	176	P	S	0	1							
8	1	P	0	0	3	176	P	S	0	1							
8	2	P	0	0	4	176	P	S	0	1							
8	3	P	0	0	5	176	P	S	0	1							
8	4	P	0	0	6	176	P	S	0	1							
8	5	P	0	0	7	176	P	S	0	1							
8	6	P	0	0	8	176	P	S	0	1							
8	7	P	0	0	9	176	P	S	0	1							
8	8	P	0	1	0	176	P	S	0	1							
8	9	P	0	1	1	176	P	S	0	1							
9	0	P	0	1	2	176	P	S	0	1							
9	1	P	0	1	3	176	P	S	0	1							
9	2	P	0	1	4	176	P	S	0	1							
9	3	P	0	1	5	176	P	S	0	1							
9	4	P	0	1	6	176	P	S	0	1							
9	5	P	0	1	7	176	P	S	0	1							
9	6	P	0	1	8	176	P	S	0	1							
9	7	P	0	2	0	176	P	S	0	1							
9	8	P	0	2	1	176	P	S	0	1							
9	9	P	0	2	2	176	P	S	0	1							
10	0	P	0	2	3	176	P	S	0	1							
10	1	P	0	2	4	176	P	S	0	1							
10	2	P	0	2	6	176	P	S	0	1							
10	3	P	0	2	7	176	P	S	0	1							
10	4	P	0	2	8	176	P	S	0	1							
10	5	P	0	2	9	176	P	S	0	1							
10	6	P	0	3	0	176	P	S	0	1							
10	7	P	0	3	1	176	P	S	0	1							
10	8	P	0	3	3	176	P	S	0	1							

7. Description of Hazardous Wastes (Enter codes for Items 7.A, 7.C and 7.D(1)) (continued)

Line No.	A. EPA Hazardous Waste No.					B. Estimated Annual Qty of Waste	C. Unit of Measure	D. Processes									
								(1) Process Codes					(2) Process Description (if code is not entered in 7.D1))				
Technical Area 54, West (continued)																	
10	9	P	0	3	4	176	P	S	0	1							
11	0	P	0	3	6	176	P	S	0	1							
11	1	P	0	3	7	176	P	S	0	1							
11	2	P	0	3	8	176	P	S	0	1							
11	3	P	0	3	9	176	P	S	0	1							
11	4	P	0	4	0	176	P	S	0	1							
11	5	P	0	4	1	176	P	S	0	1							
11	6	P	0	4	2	176	P	S	0	1							
11	7	P	0	4	3	176	P	S	0	1							
11	8	P	0	4	4	176	P	S	0	1							
11	9	P	0	4	5	176	P	S	0	1							
12	0	P	0	4	6	176	P	S	0	1							
12	1	P	0	4	7	176	P	S	0	1							
12	2	P	0	4	8	176	P	S	0	1							
12	3	P	0	4	9	176	P	S	0	1							
12	4	P	0	5	0	176	P	S	0	1							
12	5	P	0	5	1	176	P	S	0	1							
12	6	P	0	5	4	176	P	S	0	1							
12	7	P	0	5	6	176	P	S	0	1							
12	8	P	0	5	7	176	P	S	0	1							
12	9	P	0	5	8	176	P	S	0	1							
13	0	P	0	5	9	176	P	S	0	1							
13	1	P	0	6	0	176	P	S	0	1							
13	2	P	0	6	2	176	P	S	0	1							
13	3	P	0	6	3	176	P	S	0	1							
13	4	P	0	6	4	176	P	S	0	1							
13	5	P	0	6	5	176	P	S	0	1							
13	6	P	0	6	6	176	P	S	0	1							
13	7	P	0	6	7	176	P	S	0	1							
13	8	P	0	6	8	176	P	S	0	1							
13	9	P	0	6	9	176	P	S	0	1							
14	0	P	0	7	0	176	P	S	0	1							
14	1	P	0	7	1	176	P	S	0	1							
14	2	P	0	7	2	176	P	S	0	1							
14	3	P	0	7	3	176	P	S	0	1							
14	4	P	0	7	4	176	P	S	0	1							

7. Description of Hazardous Wastes (Enter codes for Items 7.A, 7.C and 7.D(1)) (continued)

Line No.	A. EPA Hazardous Waste No.					B. Estimated Annual Qty of Waste	C. Unit of Measure	D. Processes									
								(1) Process Codes					(2) Process Description (if code is not entered in 7.D1))				
Technical Area 54, West (continued)																	
14	5	P	0	7	5	176	P	S	0	1							
14	6	P	0	7	6	176	P	S	0	1							
14	7	P	0	7	7	176	P	S	0	1							
14	8	P	0	7	8	176	P	S	0	1							
14	9	P	0	8	1	176	P	S	0	1							
15	0	P	0	8	2	176	P	S	0	1							
15	1	P	0	8	4	176	P	S	0	1							
15	2	P	0	8	5	176	P	S	0	1							
15	3	P	0	8	7	176	P	S	0	1							
15	4	P	0	8	8	176	P	S	0	1							
15	5	P	0	8	9	176	P	S	0	1							
15	6	P	0	9	2	176	P	S	0	1							
15	7	P	0	9	3	176	P	S	0	1							
15	8	P	0	9	4	176	P	S	0	1							
15	9	P	0	9	5	176	P	S	0	1							
16	0	P	0	9	6	176	P	S	0	1							
16	1	P	0	9	7	176	P	S	0	1							
16	2	P	0	9	8	176	P	S	0	1							
16	3	P	0	9	9	176	P	S	0	1							
16	4	P	1	0	1	176	P	S	0	1							
16	5	P	1	0	2	176	P	S	0	1							
16	6	P	1	0	3	176	P	S	0	1							
16	7	P	1	0	4	176	P	S	0	1							
16	8	P	1	0	5	176	P	S	0	1							
16	9	P	1	0	6	176	P	S	0	1							
17	0	P	1	0	8	176	P	S	0	1							
17	1	P	1	0	9	176	P	S	0	1							
17	2	P	1	1	0	176	P	S	0	1							
17	3	P	1	1	1	176	P	S	0	1							
17	4	P	1	1	2	176	P	S	0	1							
17	5	P	1	1	3	176	P	S	0	1							
17	6	P	1	1	4	176	P	S	0	1							
17	7	P	1	1	5	176	P	S	0	1							
17	8	P	1	1	6	176	P	S	0	1							
17	9	P	1	1	8	176	P	S	0	1							
18	0	P	1	1	9	176	P	S	0	1							

7. Description of Hazardous Wastes (Enter codes for Items 7.A, 7.C and 7.D(1)) (continued)

Line No.	A. EPA Hazardous Waste No.					B. Estimated Annual Qty of Waste	C. Unit of Measure	D. Processes									
								(1) Process Codes					(2) Process Description (if code is not entered in 7.D1))				
Technical Area 54, West (continued)																	
18	1	P	1	2	0	176	P	S	0	1							
18	2	P	1	2	1	176	P	S	0	1							
18	3	P	1	2	2	176	P	S	0	1							
18	4	P	1	2	3	176	P	S	0	1							
18	5	P	1	2	7	176	P	S	0	1							
18	6	P	1	2	8	176	P	S	0	1							
18	7	P	1	8	5	176	P	S	0	1							
18	8	P	1	8	8	176	P	S	0	1							
18	9	P	1	8	9	176	P	S	0	1							
19	0	P	1	9	0	176	P	S	0	1							
19	1	P	1	9	1	176	P	S	0	1							
19	2	P	1	9	2	176	P	S	0	1							
19	3	P	1	9	4	176	P	S	0	1							
19	4	P	1	9	6	176	P	S	0	1							
19	5	P	1	9	7	176	P	S	0	1							
19	6	P	1	9	8	176	P	S	0	1							
19	7	P	1	9	9	176	P	S	0	1							
19	8	P	2	0	1	176	P	S	0	1							
19	9	P	2	0	2	176	P	S	0	1							
20	0	P	2	0	3	176	P	S	0	1							
20	1	P	2	0	4	176	P	S	0	1							
20	2	P	2	0	5	176	P	S	0	1							
20	3	U	0	0	1	176	P	S	0	1							
20	4	U	0	0	2	176	P	S	0	1							
20	5	U	0	0	3	176	P	S	0	1							
20	6	U	0	0	4	176	P	S	0	1							
20	7	U	0	0	5	176	P	S	0	1							
20	8	U	0	0	6	176	P	S	0	1							
20	9	U	0	0	7	176	P	S	0	1							
21	0	U	0	0	8	176	P	S	0	1							
21	1	U	0	0	9	176	P	S	0	1							
21	2	U	0	1	0	176	P	S	0	1							
21	3	U	0	1	1	176	P	S	0	1							
21	4	U	0	1	2	176	P	S	0	1							
21	5	U	0	1	4	176	P	S	0	1							
21	6	U	0	1	5	176	P	S	0	1							

7. Description of Hazardous Wastes (Enter codes for Items 7.A, 7.C and 7.D(1)) (continued)

Line No.	A. EPA Hazardous Waste No.					B. Estimated Annual Qty of Waste	C. Unit of Measure	D. Processes									
								(1) Process Codes					(2) Process Description (if code is not entered in 7.D1))				
Technical Area 54, West (continued)																	
21	7	U	0	1	6	176	P	S	0	1							
21	8	U	0	1	7	176	P	S	0	1							
21	9	U	0	1	8	176	P	S	0	1							
22	0	U	0	1	9	176	P	S	0	1							
22	1	U	0	2	0	176	P	S	0	1							
22	2	U	0	2	1	176	P	S	0	1							
22	3	U	0	2	2	176	P	S	0	1							
22	4	U	0	2	3	176	P	S	0	1							
22	5	U	0	2	4	176	P	S	0	1							
22	6	U	0	2	5	176	P	S	0	1							
22	7	U	0	2	6	176	P	S	0	1							
22	8	U	0	2	7	176	P	S	0	1							
22	9	U	0	2	8	176	P	S	0	1							
23	0	U	0	2	9	176	P	S	0	1							
23	1	U	0	3	0	176	P	S	0	1							
23	2	U	0	3	1	176	P	S	0	1							
23	3	U	0	3	2	176	P	S	0	1							
23	4	U	0	3	3	176	P	S	0	1							
23	5	U	0	3	4	176	P	S	0	1							
23	6	U	0	3	5	176	P	S	0	1							
23	7	U	0	3	6	176	P	S	0	1							
23	8	U	0	3	7	176	P	S	0	1							
23	9	U	0	3	8	176	P	S	0	1							
24	0	U	0	3	9	176	P	S	0	1							
24	1	U	0	4	1	176	P	S	0	1							
24	2	U	0	4	2	176	P	S	0	1							
24	3	U	0	4	3	176	P	S	0	1							
24	4	U	0	4	4	176	P	S	0	1							
24	5	U	0	4	5	176	P	S	0	1							
24	6	U	0	4	6	176	P	S	0	1							
24	7	U	0	4	7	176	P	S	0	1							
24	8	U	0	4	8	176	P	S	0	1							
24	9	U	0	4	9	176	P	S	0	1							
25	0	U	0	5	0	176	P	S	0	1							
25	1	U	0	5	1	176	P	S	0	1							
25	2	U	0	5	2	176	P	S	0	1							

7. Description of Hazardous Wastes (Enter codes for Items 7.A, 7.C and 7.D(1)) (continued)

Line No.	A. EPA Hazardous Waste No.					B. Estimated Annual Qty of Waste	C. Unit of Measure	D. Processes									
								(1) Process Codes					(2) Process Description (if code is not entered in 7.D1))				
Technical Area 54, West (continued)																	
25	3	U	0	5	3	176	P	S	0	1							
25	4	U	0	5	5	176	P	S	0	1							
25	5	U	0	5	6	176	P	S	0	1							
25	6	U	0	5	7	176	P	S	0	1							
25	7	U	0	5	8	176	P	S	0	1							
25	8	U	0	5	9	176	P	S	0	1							
25	9	U	0	6	0	176	P	S	0	1							
26	0	U	0	6	1	176	P	S	0	1							
26	1	U	0	6	2	176	P	S	0	1							
26	2	U	0	6	3	176	P	S	0	1							
26	3	U	0	6	4	176	P	S	0	1							
26	4	U	0	6	6	176	P	S	0	1							
26	5	U	0	6	7	176	P	S	0	1							
26	6	U	0	6	8	176	P	S	0	1							
26	7	U	0	6	9	176	P	S	0	1							
26	8	U	0	7	0	176	P	S	0	1							
26	9	U	0	7	1	176	P	S	0	1							
27	0	U	0	7	2	176	P	S	0	1							
27	1	U	0	7	3	176	P	S	0	1							
27	2	U	0	7	4	176	P	S	0	1							
27	3	U	0	7	5	176	P	S	0	1							
27	4	U	0	7	6	176	P	S	0	1							
27	5	U	0	7	7	176	P	S	0	1							
27	6	U	0	7	8	176	P	S	0	1							
27	7	U	0	7	9	176	P	S	0	1							
27	8	U	0	8	0	528	P	S	0	1							
27	9	U	0	8	1	176	P	S	0	1							
28	0	U	0	8	2	176	P	S	0	1							
28	1	U	0	8	3	176	P	S	0	1							
28	2	U	0	8	4	176	P	S	0	1							
28	3	U	0	8	5	176	P	S	0	1							
28	4	U	0	8	6	176	P	S	0	1							
28	5	U	0	8	7	176	P	S	0	1							
28	6	U	0	8	8	176	P	S	0	1							
28	7	U	0	8	9	176	P	S	0	1							
28	8	U	0	9	0	176	P	S	0	1							

7. Description of Hazardous Wastes (Enter codes for Items 7.A, 7.C and 7.D(1)) (continued)

Line No.	A. EPA Hazardous Waste No.					B. Estimated Annual Qty of Waste	C. Unit of Measure	D. Processes									
								(1) Process Codes					(2) Process Description (if code is not entered in 7.D1))				
Technical Area 54, West (continued)																	
28	9	U	0	9	1	176	P	S	0	1							
29	0	U	0	9	2	176	P	S	0	1							
29	1	U	0	9	3	176	P	S	0	1							
29	2	U	0	9	4	176	P	S	0	1							
29	3	U	0	9	5	176	P	S	0	1							
29	4	U	0	9	6	176	P	S	0	1							
29	5	U	0	9	7	176	P	S	0	1							
29	6	U	0	9	8	176	P	S	0	1							
29	7	U	0	9	9	176	P	S	0	1							
29	8	U	1	0	1	176	P	S	0	1							
29	9	U	1	0	2	176	P	S	0	1							
30	0	U	1	0	3	176	P	S	0	1							
30	1	U	1	0	5	176	P	S	0	1							
30	2	U	1	0	6	176	P	S	0	1							
30	3	U	1	0	7	176	P	S	0	1							
30	4	U	1	0	8	176	P	S	0	1							
30	5	U	1	0	9	176	P	S	0	1							
30	6	U	1	1	0	176	P	S	0	1							
30	7	U	1	1	1	176	P	S	0	1							
30	8	U	1	1	2	176	P	S	0	1							
30	9	U	1	1	3	176	P	S	0	1							
31	0	U	1	1	4	176	P	S	0	1							
31	1	U	1	1	5	176	P	S	0	1							
31	2	U	1	1	6	176	P	S	0	1							
31	3	U	1	1	7	176	P	S	0	1							
31	4	U	1	1	8	176	P	S	0	1							
31	5	U	1	1	9	176	P	S	0	1							
31	6	U	1	2	0	176	P	S	0	1							
31	7	U	1	2	1	176	P	S	0	1							
31	8	U	1	2	2	176	P	S	0	1							
31	9	U	1	2	3	176	P	S	0	1							
32	0	U	1	2	4	176	P	S	0	1							
32	1	U	1	2	5	176	P	S	0	1							
32	2	U	1	2	6	176	P	S	0	1							
32	3	U	1	2	7	176	P	S	0	1							
32	4	U	1	2	8	176	P	S	0	1							

7. Description of Hazardous Wastes (Enter codes for Items 7.A, 7.C and 7.D(1)) (continued)

Line No.	A. EPA Hazardous Waste No.					B. Estimated Annual Qty of Waste	C. Unit of Measure	D. Processes									
								(1) Process Codes					(2) Process Description (if code is not entered in 7.D1))				
Technical Area 54, West (continued)																	
32	5	U	1	2	9	176	P	S	0	1							
32	6	U	1	3	0	176	P	S	0	1							
32	7	U	1	3	1	176	P	S	0	1							
32	8	U	1	3	2	176	P	S	0	1							
32	9	U	1	3	3	176	P	S	0	1							
33	0	U	1	3	4	176	P	S	0	1							
33	1	U	1	3	5	176	P	S	0	1							
33	2	U	1	3	6	176	P	S	0	1							
33	3	U	1	3	7	176	P	S	0	1							
33	4	U	1	3	8	176	P	S	0	1							
33	5	U	1	4	0	176	P	S	0	1							
33	6	U	1	4	1	176	P	S	0	1							
33	7	U	1	4	2	176	P	S	0	1							
33	8	U	1	4	3	176	P	S	0	1							
33	9	U	1	4	4	176	P	S	0	1							
34	0	U	1	4	5	176	P	S	0	1							
34	1	U	1	4	6	176	P	S	0	1							
34	2	U	1	4	7	176	P	S	0	1							
34	3	U	1	4	8	176	P	S	0	1							
34	4	U	1	4	9	176	P	S	0	1							
34	5	U	1	5	0	176	P	S	0	1							
34	6	U	1	5	1	1,060	P	S	0	1							
34	7	U	1	5	2	176	P	S	0	1							
34	8	U	1	5	3	176	P	S	0	1							
34	9	U	1	5	4	176	P	S	0	1							
35	0	U	1	5	5	176	P	S	0	1							
35	1	U	1	5	6	176	P	S	0	1							
35	2	U	1	5	7	176	P	S	0	1							
35	3	U	1	5	8	176	P	S	0	1							
35	4	U	1	5	9	528	P	S	0	1							
35	5	U	1	6	0	176	P	S	0	1							
35	6	U	1	6	1	176	P	S	0	1							
35	7	U	1	6	2	176	P	S	0	1							
35	8	U	1	6	3	176	P	S	0	1							
35	9	U	1	6	4	176	P	S	0	1							
36	0	U	1	6	5	176	P	S	0	1							

7. Description of Hazardous Wastes (Enter codes for Items 7.A, 7.C and 7.D(1)) (continued)

Line No.	A. EPA Hazardous Waste No.					B. Estimated Annual Qty of Waste	C. Unit of Measure	D. Processes									
								(1) Process Codes					(2) Process Description (if code is not entered in 7.D1))				
Technical Area 54, West (continued)																	
36	1	U	1	6	6	176	P	S	0	1							
36	2	U	1	6	7	176	P	S	0	1							
36	3	U	1	6	8	176	P	S	0	1							
36	4	U	1	6	9	176	P	S	0	1							
36	5	U	1	7	0	176	P	S	0	1							
36	6	U	1	7	1	176	P	S	0	1							
36	7	U	1	7	2	176	P	S	0	1							
36	8	U	1	7	3	176	P	S	0	1							
36	9	U	1	7	4	176	P	S	0	1							
37	0	U	1	7	6	176	P	S	0	1							
37	1	U	1	7	7	176	P	S	0	1							
37	2	U	1	7	8	176	P	S	0	1							
37	3	U	1	7	9	176	P	S	0	1							
37	4	U	1	8	0	176	P	S	0	1							
37	5	U	1	8	1	176	P	S	0	1							
37	6	U	1	8	2	176	P	S	0	1							
37	7	U	1	8	3	176	P	S	0	1							
37	8	U	1	8	4	176	P	S	0	1							
37	9	U	1	8	5	176	P	S	0	1							
38	0	U	1	8	6	176	P	S	0	1							
38	1	U	1	8	7	176	P	S	0	1							
38	2	U	1	8	8	176	P	S	0	1							
38	3	U	1	8	9	176	P	S	0	1							
38	4	U	1	9	0	176	P	S	0	1							
38	5	U	1	9	1	176	P	S	0	1							
38	6	U	1	9	2	176	P	S	0	1							
38	7	U	1	9	3	176	P	S	0	1							
38	8	U	1	9	4	176	P	S	0	1							
38	9	U	1	9	6	176	P	S	0	1							
39	0	U	1	9	7	176	P	S	0	1							
39	1	U	2	0	0	176	P	S	0	1							
39	2	U	2	0	1	176	P	S	0	1							
39	3	U	2	0	2	176	P	S	0	1							
39	4	U	2	0	3	176	P	S	0	1							
39	5	U	2	0	4	176	P	S	0	1							
39	6	U	2	0	5	176	P	S	0	1							

7. Description of Hazardous Wastes (Enter codes for Items 7.A, 7.C and 7.D(1)) (continued)

Line No.	A. EPA Hazardous Waste No.					B. Estimated Annual Qty of Waste	C. Unit of Measure	D. Processes									
								(1) Process Codes					(2) Process Description (if code is not entered in 7.D1))				
Technical Area 54, West (continued)																	
39	7	U	2	0	6	176	P	S	0	1							
39	8	U	2	0	7	176	P	S	0	1							
39	9	U	2	0	8	176	P	S	0	1							
40	0	U	2	0	9	176	P	S	0	1							
40	1	U	2	1	0	176	P	S	0	1							
40	2	U	2	1	1	176	P	S	0	1							
40	3	U	2	1	3	176	P	S	0	1							
40	4	U	2	1	4	176	P	S	0	1							
40	5	U	2	1	5	176	P	S	0	1							
40	6	U	2	1	6	176	P	S	0	1							
40	7	U	2	1	7	176	P	S	0	1							
40	8	U	2	1	8	176	P	S	0	1							
40	9	U	2	1	9	176	P	S	0	1							
41	0	U	2	2	0	176	P	S	0	1							
41	1	U	2	2	1	176	P	S	0	1							
41	2	U	2	2	2	176	P	S	0	1							
41	3	U	2	2	3	176	P	S	0	1							
41	4	U	2	2	5	176	P	S	0	1							
41	5	U	2	2	6	4,584	P	S	0	1							
41	6	U	2	2	7	176	P	S	0	1							
41	7	U	2	2	8	176	P	S	0	1							
41	8	U	2	3	4	176	P	S	0	1							
41	9	U	2	3	5	176	P	S	0	1							
42	0	U	2	3	6	176	P	S	0	1							
42	1	U	2	3	7	176	P	S	0	1							
42	2	U	2	3	8	176	P	S	0	1							
42	3	U	2	3	9	352	P	S	0	1							
42	4	U	2	4	0	176	P	S	0	1							
42	5	U	2	4	3	176	P	S	0	1							
42	6	U	2	4	4	176	P	S	0	1							
42	7	U	2	4	6	176	P	S	0	1							
42	8	U	2	4	7	176	P	S	0	1							
42	9	U	2	4	8	176	P	S	0	1							
43	0	U	2	4	9	176	P	S	0	1							
43	1	U	2	7	1	176	P	S	0	1							
43	2	U	2	7	8	176	P	S	0	1							

7. Description of Hazardous Wastes (Enter codes for Items 7.A, 7.C and 7.D(1)) (continued)

Line No.	A. EPA Hazardous Waste No.					B. Estimated Annual Qty of Waste	C. Unit of Measure	D. Processes									
								(1) Process Codes					(2) Process Description (if code is not entered in 7.D1))				
Technical Area 54, West (continued)																	
43	3	U	2	7	9	176	P	S	0	1							
43	4	U	2	8	0	176	P	S	0	1							
43	5	U	3	2	8	176	P	S	0	1							
43	6	U	3	5	3	176	P	S	0	1							
43	7	U	3	5	9	176	P	S	0	1							
43	8	U	3	6	4	176	P	S	0	1							
43	9	U	3	6	7	176	P	S	0	1							
44	0	U	3	7	2	176	P	S	0	1							
44	1	U	3	7	3	176	P	S	0	1							
44	2	U	3	8	7	176	P	S	0	1							
44	3	U	3	8	9	176	P	S	0	1							
44	4	U	3	9	4	176	P	S	0	1							
44	5	U	3	9	5	176	P	S	0	1							
44	6	U	4	0	4	176	P	S	0	1							
44	7	U	4	0	9	176	P	S	0	1							
44	8	U	4	1	0	176	P	S	0	1							
44	9	U	4	1	1	176	P	S	0	1							

7. Description of Hazardous Wastes (Enter codes for Items 7.A, 7.C and 7.D(1)) (continued)

Line No.	A. EPA Hazardous Waste No.	B. Estimated Annual Qty of Waste	C. Unit of Measure	D. Processes	
				(1) Process Codes	(2) Process Description (if code is not entered in 7.D1)
Technical Area 54, Material Disposal Area H (Shaft 9)					
1	D 0 0 3	15	P	D 8 0	

7. Description of Hazardous Wastes (Enter codes for Items 7.A, 7.C and 7.D(1)) (continued)

Line No.	A. EPA Hazardous Waste No.					B. Estimated Annual Qty of Waste	C. Unit of Measure	D. Processes															
	(1) Process Codes								(2) Process Description (if code is not entered in 7.D1))														
Technical Area 55																							
	1	D	0	0	1	75,000	P	S	0	1													
	2	D	0	0	2	150,000	P	S	0	1	S	0	2	T	0	4							
	3	D	0	0	3	42,000	P	S	0	1													
	4	D	0	0	4	5,000	P	S	0	1	S	0	2	T	0	4							
	5	D	0	0	5	11,000	P	S	0	1	S	0	2	T	0	4							
	6	D	0	0	6	400,500	P	S	0	1	S	0	2	T	0	4							
	7	D	0	0	7	605,000	P	S	0	1	S	0	2	T	0	4							
	8	D	0	0	8	900,000	P	S	0	1	S	0	2	T	0	4							
	9	D	0	0	9	26,000	P	S	0	1	S	0	2	T	0	4							
1	0	D	0	1	0	2,500	P	S	0	1	S	0	2	T	0	4							
1	1	D	0	1	1	11,000	P	S	0	1	S	0	2	T	0	4							
1	2	D	0	1	2	1,000	P	S	0	1				T	0	4							
1	3	D	0	1	8	4,500	P	S	0	1				T	0	4							
1	4	D	0	1	9	4,500	P	S	0	1				T	0	4							
1	5	D	0	2	1	4,500	P	S	0	1				T	0	4							
1	6	D	0	2	2	1,500	P	S	0	1				T	0	4							
1	7	D	0	2	7	1,500	P	S	0	1				T	0	4							
1	8	D	0	2	8	2,500	P	S	0	1				T	0	4							
1	9	D	0	3	0	1,500	P	S	0	1				T	0	4							
2	0	D	0	3	2	1,500	P	S	0	1				T	0	4							
2	1	D	0	3	3	1,500	P	S	0	1				T	0	4							
2	2	D	0	3	4	1,500	P	S	0	1				T	0	4							
2	3	D	0	3	5	12,000	P	S	0	1				T	0	4							
2	4	D	0	3	6	1,500	P	S	0	1				T	0	4							
2	5	D	0	3	7	1,500	P	S	0	1				T	0	4							
2	6	D	0	3	8	1,500	P	S	0	1				T	0	4							
2	7	D	0	3	9	11,000	P	S	0	1				T	0	4							
2	8	D	0	4	0	11,000	P	S	0	1				T	0	4							
2	9	D	0	4	2	1,500	P	S	0	1				T	0	4							
3	0	D	0	4	3	1,500	P	S	0	1				T	0	4							
3	1	F	0	0	1	110,000	P	S	0	1				T	0	4							
3	2	F	0	0	2	110,000	P	S	0	1				T	0	4							
3	3	F	0	0	3	110,000	P	S	0	1													
3	4	F	0	0	5	110,000	P	S	0	1													
3	5	F	0	0	6	500	P	S	0	1													
3	6	F	0	0	7	500	P	S	0	1													

7. Description of Hazardous Wastes (Enter codes for Items 7.A, 7.C and 7.D(1)) (continued)

Line No.	A. EPA Hazardous Waste No.					B. Estimated Annual Qty of Waste	C. Unit of Measure	D. Processes				
								(1) Process Codes	(2) Process Description (if code is not entered in 7.D1))			
Technical Area 55 (continued)												
3	7	F	0	0	9	500	P	S	0	1		
3	8	P	0	0	3	1,500	P	S	0	1		
3	9	P	0	1	2	1,500	P	S	0	1		
4	0	P	0	1	5	6,000	P	S	0	1		
4	1	P	0	2	9	1,500	P	S	0	1		
4	2	P	0	3	0	1,500	P	S	0	1		
4	3	P	0	3	1	1,500	P	S	0	1		
4	4	P	0	3	8	1,500	P	S	0	1		
4	5	P	0	5	6	3,000	P	S	0	1		
4	6	P	0	6	3	1,500	P	S	0	1		
4	7	P	0	6	8	1,500	P	S	0	1		
4	8	P	0	7	3	1,500	P	S	0	1		
4	9	P	0	7	6	1,500	P	S	0	1		
5	0	P	0	7	8	1,500	P	S	0	1		
5	1	P	0	9	5	1,500	P	S	0	1		
5	2	P	0	9	6	1,500	P	S	0	1		
5	3	P	0	9	8	1,500	P	S	0	1		
5	4	P	0	9	9	500	P	S	0	1		
5	5	P	1	0	6	1,500	P	S	0	1		
5	6	P	1	1	3	1,500	P	S	0	1		
5	7	P	1	2	0	1,500	P	S	0	1		
5	8	U	0	0	1	3,000	P	S	0	1		
5	9	U	0	0	2	1,500	P	S	0	1		
6	0	U	0	0	3	1,500	P	S	0	1		
6	1	U	0	1	2	1,500	P	S	0	1		
6	2	U	0	1	9	3,000	P	S	0	1		
6	3	U	0	2	2	1,500	P	S	0	1		
6	4	U	0	2	9	1,500	P	S	0	1		
6	5	U	0	3	1	1,500	P	S	0	1		
6	6	U	0	3	7	1,500	P	S	0	1		
6	7	U	0	4	4	1,500	P	S	0	1		
6	8	U	0	4	5	1,500	P	S	0	1		
6	9	U	0	5	2	1,500	P	S	0	1		
7	0	U	0	5	6	1,500	P	S	0	1		
7	1	U	0	5	7	1,500	P	S	0	1		
7	2	U	0	7	5	1,500	P	S	0	1		

7. Description of Hazardous Wastes (Enter codes for Items 7.A, 7.C and 7.D(1)) (continued)

Line No.	A. EPA Hazardous Waste No.					B. Estimated Annual Qty of Waste	C. Unit of Measure	D. Processes									
								(1) Process Codes					(2) Process Description (if code is not entered in 7.D1))				
Technical Area 55 (continued)																	
7	3	U	0	7	7	1,500	P	S	0	1							
7	4	U	0	8	0	6,000	P	S	0	1							
7	5	U	1	0	3	500	P	S	0	1							
7	6	U	1	0	8	1,500	P	S	0	1							
7	7	U	1	1	2	1,500	P	S	0	1							
7	8	U	1	1	5	1,500	P	S	0	1							
7	9	U	1	1	7	1,500	P	S	0	1							
8	0	U	1	2	1	1,500	P	S	0	1							
8	1	U	1	2	2	1,500	P	S	0	1							
8	2	U	1	2	3	1,500	P	S	0	1							
8	3	U	1	3	1	1,500	P	S	0	1							
8	4	U	1	3	3	1,500	P	S	0	1							
8	5	U	1	3	4	6,000	P	S	0	1							
8	6	U	1	3	5	1,500	P	S	0	1							
8	7	U	1	4	0	1,500	P	S	0	1							
8	8	U	1	4	4	1,500	P	S	0	1							
8	9	U	1	5	1	6,000	P	S	0	1							
9	0	U	1	5	4	6,000	P	S	0	1							
9	1	U	1	5	9	6,000	P	S	0	1							
9	2	U	1	6	0	1,500	P	S	0	1							
9	3	U	1	6	1	1,500	P	S	0	1							
9	4	U	1	6	5	1,500	P	S	0	1							
9	5	U	1	6	9	1,500	P	S	0	1							
9	6	U	1	8	8	1,500	P	S	0	1							
9	7	U	1	9	0	1,500	P	S	0	1							
9	8	U	1	9	6	1,500	P	S	0	1							
9	9	U	2	0	4	1,500	P	S	0	1							
10	0	U	2	1	0	6,000	P	S	0	1							
10	1	U	2	1	1	6,000	P	S	0	1							
10	2	U	2	1	3	1,500	P	S	0	1							
10	3	U	2	1	6	1,500	P	S	0	1							
10	4	U	2	1	8	1,500	P	S	0	1							
10	5	U	2	1	9	1,500	P	S	0	1							
10	6	U	2	2	0	6,000	P	S	0	1							
10	7	U	2	2	5	1,500	P	S	0	1							
10	8	U	2	2	6	6,000	P	S	0	1							

7. Description of Hazardous Wastes (Enter codes for Items 7.A, 7.C and 7.D(1)) (continued)

Line No.	A. EPA Hazardous Waste No.						B. Estimated Annual Qty of Waste	C. Unit of Measure	D. Processes									
									(1) Process Codes					(2) Process Description (if code is not entered in 7.D1))				
Technical Area 55 (continued)																		
10	9	U	2	2	7	1,500	P	S	0	1								
11	0	U	2	2	8	1,500	P	S	0	1								
11	1	U	2	3	9	1,500	P	S	0	1								
11	2	U	2	4	6	1,500	P	S	0	1								

7. Description of Hazardous Wastes (Enter codes for Items 7.A, 7.C and 7.D(1)) (continued)

Line No.	A. EPA Hazardous Waste No.					B. Estimated Annual Qty of Waste	C. Unit of Measure	D. Processes									
								(1) Process Codes					(2) Process Description (if code is not entered in 7.D1))				
Technical Area 63																	
	1	D	0	0	1	3,300	P	S	0	1							
	2	D	0	0	2	3,950	P	S	0	1							
	3	D	0	0	3	1,850	P	S	0	1							
	4	D	0	0	4	25,250	P	S	0	1	T	0	4				
	5	D	0	0	5	820	P	S	0	1	T	0	4				
	6	D	0	0	6	5,150	P	S	0	1	T	0	4				
	7	D	0	0	7	37,750	P	S	0	1	T	0	4				
	8	D	0	0	8	54,000	P	S	0	1	T	0	4				
	9	D	0	0	9	1,000	P	S	0	1	T	0	4				
1	0	D	0	1	0	450	P	S	0	1	T	0	4				
1	1	D	0	1	1	25,400	P	S	0	1	T	0	4				
1	2	D	0	1	2	180	P	S	0	1							
1	3	D	0	1	3	40	P	S	0	1							
1	4	D	0	1	4	40	P	S	0	1							
1	5	D	0	1	5	70	P	S	0	1							
1	6	D	0	1	6	40	P	S	0	1							
1	7	D	0	1	7	40	P	S	0	1							
1	8	D	0	1	8	300	P	S	0	1	T	0	4				
1	9	D	0	1	9	250	P	S	0	1	T	0	4				
2	0	D	0	2	0	300	P	S	0	1	T	0	4				
2	1	D	0	2	1	150	P	S	0	1	T	0	4				
2	2	D	0	2	2	330	P	S	0	1	T	0	4				
2	3	D	0	2	3	40	P	S	0	1	T	0	4				
2	4	D	0	2	4	40	P	S	0	1	T	0	4				
2	5	D	0	2	5	40	P	S	0	1	T	0	4				
2	6	D	0	2	6	40	P	S	0	1	T	0	4				
2	7	D	0	2	7	220	P	S	0	1	T	0	4				
2	8	D	0	2	8	400	P	S	0	1	T	0	4				
2	9	D	0	2	9	70	P	S	0	1	T	0	4				
3	0	D	0	3	0	300	P	S	0	1	T	0	4				
3	1	D	0	3	1	220	P	S	0	1	T	0	4				
3	2	D	0	3	2	290	P	S	0	1	T	0	4				
3	3	D	0	3	3	290	P	S	0	1	T	0	4				
3	4	D	0	3	4	290	P	S	0	1	T	0	4				
3	5	D	0	3	5	300	P	S	0	1	T	0	4				
3	6	D	0	3	6	190	P	S	0	1	T	0	4				

7. Description of Hazardous Wastes (Enter codes for Items 7.A, 7.C and 7.D(1)) (continued)

Line No.	A. EPA Hazardous Waste No.					B. Estimated Annual Qty of Waste	C. Unit of Measure	D. Processes								
								(1) Process Codes				(2) Process Description (if code is not entered in 7.D1))				
Technical Area 63 (continued)																
3	7	D	0	3	7	70	P	S	0	1	T	0	4			
3	8	D	0	3	8	140	P	S	0	1	T	0	4			
3	9	D	0	3	9	200	P	S	0	1	T	0	4			
4	0	D	0	4	0	250	P	S	0	1	T	0	4			
4	1	D	0	4	1	170	P	S	0	1	T	0	4			
4	2	D	0	4	2	220	P	S	0	1	T	0	4			
4	3	D	0	4	3	250	P	S	0	1	T	0	4			
4	4	F	0	0	1	64,100	P	S	0	1	T	0	4			
4	5	F	0	0	2	34,500	P	S	0	1	T	0	4			
4	6	F	0	0	3	28,500	P	S	0	1						
4	7	F	0	0	4	350	P	S	0	1	T	0	4			
4	8	F	0	0	5	32,500	P	S	0	1						
4	9	F	0	0	6	70	P	S	0	1						
5	0	F	0	0	7	180	P	S	0	1						
5	1	F	0	0	8	70	P	S	0	1						
5	2	F	0	0	9	80	P	S	0	1						
5	3	F	0	1	0	40	P	S	0	1						
5	4	F	0	1	1	40	P	S	0	1						
5	5	F	0	1	2	40	P	S	0	1						
5	6	F	0	1	9	40	P	S	0	1						
5	7	F	0	2	0	40	P	S	0	1						
5	8	F	0	2	1	40	P	S	0	1						
5	9	F	0	2	2	40	P	S	0	1						
6	0	F	0	2	3	40	P	S	0	1						
6	1	F	0	2	4	40	P	S	0	1						
6	2	F	0	2	5	40	P	S	0	1						
6	3	F	0	2	6	40	P	S	0	1						
6	4	F	0	2	7	40	P	S	0	1						
6	5	F	0	2	8	40	P	S	0	1						
6	6	F	0	3	2	40	P	S	0	1						
6	7	F	0	3	4	40	P	S	0	1						
6	8	F	0	3	5	40	P	S	0	1						
6	9	F	0	3	7	40	P	S	0	1						
7	0	F	0	3	8	40	P	S	0	1						
7	1	F	0	3	9	40	P	S	0	1						
7	2	K	0	4	4	220	P	S	0	1						

7. Description of Hazardous Wastes (Enter codes for Items 7.A, 7.C and 7.D(1)) (continued)

Line No.	A. EPA Hazardous Waste No.					B. Estimated Annual Qty of Waste	C. Unit of Measure	D. Processes									
								(1) Process Codes					(2) Process Description (if code is not entered in 7.D1))				
Technical Area 63 (continued)																	
7	3	K	0	4	5	40	P	S	0	1							
7	4	K	0	4	6	40	P	S	0	1							
7	5	K	0	4	7	40	P	S	0	1							
7	6	K	0	8	4	50	P	S	0	1							
7	7	K	1	0	1	50	P	S	0	1							
7	8	K	1	0	2	50	P	S	0	1							
7	9	P	0	0	1	40	P	S	0	1							
8	0	P	0	0	2	40	P	S	0	1							
8	1	P	0	0	3	40	P	S	0	1							
8	2	P	0	0	4	40	P	S	0	1							
8	3	P	0	0	5	40	P	S	0	1							
8	4	P	0	0	6	40	P	S	0	1							
8	5	P	0	0	7	40	P	S	0	1							
8	6	P	0	0	8	40	P	S	0	1							
8	7	P	0	0	9	40	P	S	0	1							
8	8	P	0	1	0	40	P	S	0	1							
8	9	P	0	1	1	40	P	S	0	1							
9	0	P	0	1	2	40	P	S	0	1							
9	1	P	0	1	3	40	P	S	0	1							
9	2	P	0	1	4	40	P	S	0	1							
9	3	P	0	1	5	40	P	S	0	1							
9	4	P	0	1	6	40	P	S	0	1							
9	5	P	0	1	7	40	P	S	0	1							
9	6	P	0	1	8	40	P	S	0	1							
9	7	P	0	2	0	40	P	S	0	1							
9	8	P	0	2	1	40	P	S	0	1							
9	9	P	0	2	2	40	P	S	0	1							
10	0	P	0	2	3	40	P	S	0	1							
10	1	P	0	2	4	40	P	S	0	1							
10	2	P	0	2	6	40	P	S	0	1							
10	3	P	0	2	7	40	P	S	0	1							
10	4	P	0	2	8	40	P	S	0	1							
10	5	P	0	2	9	40	P	S	0	1							
10	6	P	0	3	0	40	P	S	0	1							
10	7	P	0	3	1	40	P	S	0	1							
10	8	P	0	3	3	40	P	S	0	1							

7. Description of Hazardous Wastes (Enter codes for Items 7.A, 7.C and 7.D(1)) (continued)

Line No.	A. EPA Hazardous Waste No.					B. Estimated Annual Qty of Waste	C. Unit of Measure	D. Processes									
								(1) Process Codes					(2) Process Description (if code is not entered in 7.D1))				
Technical Area 63 (continued)																	
10	9	P	0	3	4	40	P	S	0	1							
11	0	P	0	3	6	40	P	S	0	1							
11	1	P	0	3	7	40	P	S	0	1							
11	2	P	0	3	8	40	P	S	0	1							
11	3	P	0	3	9	40	P	S	0	1							
11	4	P	0	4	0	40	P	S	0	1							
11	5	P	0	4	1	40	P	S	0	1							
11	6	P	0	4	2	40	P	S	0	1							
11	7	P	0	4	3	40	P	S	0	1							
11	8	P	0	4	4	40	P	S	0	1							
11	9	P	0	4	5	40	P	S	0	1							
12	0	P	0	4	6	40	P	S	0	1							
12	1	P	0	4	7	40	P	S	0	1							
12	2	P	0	4	8	40	P	S	0	1							
12	3	P	0	4	9	40	P	S	0	1							
12	4	P	0	5	0	40	P	S	0	1							
12	5	P	0	5	1	40	P	S	0	1							
12	6	P	0	5	4	40	P	S	0	1							
12	7	P	0	5	6	40	P	S	0	1							
12	8	P	0	5	7	40	P	S	0	1							
12	9	P	0	5	8	40	P	S	0	1							
13	0	P	0	5	9	40	P	S	0	1							
13	1	P	0	6	0	40	P	S	0	1							
13	2	P	0	6	2	40	P	S	0	1							
13	3	P	0	6	3	40	P	S	0	1							
13	4	P	0	6	4	40	P	S	0	1							
13	5	P	0	6	5	40	P	S	0	1							
13	6	P	0	6	6	40	P	S	0	1							
13	7	P	0	6	7	40	P	S	0	1							
13	8	P	0	6	8	40	P	S	0	1							
13	9	P	0	6	9	40	P	S	0	1							
14	0	P	0	7	0	40	P	S	0	1							
14	1	P	0	7	1	40	P	S	0	1							
14	2	P	0	7	2	40	P	S	0	1							
14	3	P	0	7	3	40	P	S	0	1							
14	4	P	0	7	4	40	P	S	0	1							

7. Description of Hazardous Wastes (Enter codes for Items 7.A, 7.C and 7.D(1)) (continued)

Line No.	A. EPA Hazardous Waste No.					B. Estimated Annual Qty of Waste	C. Unit of Measure	D. Processes									
								(1) Process Codes					(2) Process Description (if code is not entered in 7.D1))				
Technical Area 63 (continued)																	
14	5	P	0	7	5	40	P	S	0	1							
14	6	P	0	7	6	40	P	S	0	1							
14	7	P	0	7	7	40	P	S	0	1							
14	8	P	0	7	8	40	P	S	0	1							
14	9	P	0	8	1	40	P	S	0	1							
15	0	P	0	8	2	40	P	S	0	1							
15	1	P	0	8	4	40	P	S	0	1							
15	2	P	0	8	5	40	P	S	0	1							
15	3	P	0	8	7	40	P	S	0	1							
15	4	P	0	8	8	40	P	S	0	1							
15	5	P	0	8	9	40	P	S	0	1							
15	6	P	0	9	2	40	P	S	0	1							
15	7	P	0	9	3	40	P	S	0	1							
15	8	P	0	9	4	40	P	S	0	1							
15	9	P	0	9	5	40	P	S	0	1							
16	0	P	0	9	6	40	P	S	0	1							
16	1	P	0	9	7	40	P	S	0	1							
16	2	P	0	9	8	40	P	S	0	1							
16	3	P	0	9	9	40	P	S	0	1							
16	4	P	1	0	1	40	P	S	0	1							
16	5	P	1	0	2	40	P	S	0	1							
16	6	P	1	0	3	40	P	S	0	1							
16	7	P	1	0	4	40	P	S	0	1							
16	8	P	1	0	5	40	P	S	0	1							
16	9	P	1	0	6	40	P	S	0	1							
17	0	P	1	0	8	40	P	S	0	1							
17	1	P	1	0	9	40	P	S	0	1							
17	2	P	1	1	0	40	P	S	0	1							
17	3	P	1	1	1	40	P	S	0	1							
17	4	P	1	1	2	40	P	S	0	1							
17	5	P	1	1	3	40	P	S	0	1							
17	6	P	1	1	4	40	P	S	0	1							
17	7	P	1	1	5	40	P	S	0	1							
17	8	P	1	1	6	40	P	S	0	1							
17	9	P	1	1	8	40	P	S	0	1							
18	0	P	1	1	9	40	P	S	0	1							

7. Description of Hazardous Wastes (Enter codes for Items 7.A, 7.C and 7.D(1)) (continued)

Line No.	A. EPA Hazardous Waste No.					B. Estimated Annual Qty of Waste	C. Unit of Measure	D. Processes									
								(1) Process Codes					(2) Process Description (if code is not entered in 7.D1))				
Technical Area 63 (continued)																	
18	1	P	1	2	0	40	P	S	0	1							
18	2	P	1	2	1	40	P	S	0	1							
18	3	P	1	2	2	40	P	S	0	1							
18	4	P	1	2	3	40	P	S	0	1							
18	5	P	1	2	7	40	P	S	0	1							
18	6	P	1	2	8	40	P	S	0	1							
18	7	P	1	8	5	40	P	S	0	1							
18	8	P	1	8	8	40	P	S	0	1							
18	9	P	1	8	9	40	P	S	0	1							
19	0	P	1	9	0	40	P	S	0	1							
19	1	P	1	9	1	40	P	S	0	1							
19	2	P	1	9	2	40	P	S	0	1							
19	3	P	1	9	4	40	P	S	0	1							
19	4	P	1	9	6	40	P	S	0	1							
19	5	P	1	9	7	40	P	S	0	1							
19	6	P	1	9	8	40	P	S	0	1							
19	7	P	1	9	9	40	P	S	0	1							
19	8	P	2	0	1	40	P	S	0	1							
19	9	P	2	0	2	40	P	S	0	1							
20	0	P	2	0	3	40	P	S	0	1							
20	1	P	2	0	4	40	P	S	0	1							
20	2	P	2	0	5	40	P	S	0	1							
20	3	U	0	0	1	40	P	S	0	1							
20	4	U	0	0	2	70	P	S	0	1							
20	5	U	0	0	3	40	P	S	0	1							
20	6	U	0	0	4	40	P	S	0	1							
20	7	U	0	0	5	40	P	S	0	1							
20	8	U	0	0	6	40	P	S	0	1							
20	9	U	0	0	7	40	P	S	0	1							
21	0	U	0	0	8	40	P	S	0	1							
21	1	U	0	0	9	40	P	S	0	1							
21	2	U	0	1	0	40	P	S	0	1							
21	3	U	0	1	1	40	P	S	0	1							
21	4	U	0	1	2	40	P	S	0	1							
21	5	U	0	1	4	40	P	S	0	1							
21	6	U	0	1	5	40	P	S	0	1							

7. Description of Hazardous Wastes (Enter codes for Items 7.A, 7.C and 7.D(1)) (continued)

Line No.	A. EPA Hazardous Waste No.					B. Estimated Annual Qty of Waste	C. Unit of Measure	D. Processes									
								(1) Process Codes					(2) Process Description (if code is not entered in 7.D1))				
Technical Area 63 (continued)																	
21	7	U	0	1	6	40	P	S	0	1							
21	8	U	0	1	7	40	P	S	0	1							
21	9	U	0	1	8	40	P	S	0	1							
22	0	U	0	1	9	40	P	S	0	1							
22	1	U	0	2	0	40	P	S	0	1							
22	2	U	0	2	1	40	P	S	0	1							
22	3	U	0	2	2	40	P	S	0	1							
22	4	U	0	2	3	40	P	S	0	1							
22	5	U	0	2	4	40	P	S	0	1							
22	6	U	0	2	5	40	P	S	0	1							
22	7	U	0	2	6	40	P	S	0	1							
22	8	U	0	2	7	40	P	S	0	1							
22	9	U	0	2	8	40	P	S	0	1							
23	0	U	0	2	9	40	P	S	0	1							
23	1	U	0	3	0	40	P	S	0	1							
23	2	U	0	3	1	40	P	S	0	1							
23	3	U	0	3	2	40	P	S	0	1							
23	4	U	0	3	3	40	P	S	0	1							
23	5	U	0	3	4	40	P	S	0	1							
23	6	U	0	3	5	40	P	S	0	1							
23	7	U	0	3	6	40	P	S	0	1							
23	8	U	0	3	7	40	P	S	0	1							
23	9	U	0	3	8	40	P	S	0	1							
24	0	U	0	3	9	40	P	S	0	1							
24	1	U	0	4	1	40	P	S	0	1							
24	2	U	0	4	2	40	P	S	0	1							
24	3	U	0	4	3	40	P	S	0	1							
24	4	U	0	4	4	40	P	S	0	1							
24	5	U	0	4	5	40	P	S	0	1							
24	6	U	0	4	6	40	P	S	0	1							
24	7	U	0	4	7	40	P	S	0	1							
24	8	U	0	4	8	40	P	S	0	1							
24	9	U	0	4	9	40	P	S	0	1							
25	0	U	0	5	0	40	P	S	0	1							
25	1	U	0	5	1	40	P	S	0	1							
25	2	U	0	5	2	40	P	S	0	1							

7. Description of Hazardous Wastes (Enter codes for Items 7.A, 7.C and 7.D(1)) (continued)

Line No.	A. EPA Hazardous Waste No.					B. Estimated Annual Qty of Waste	C. Unit of Measure	D. Processes									
								(1) Process Codes					(2) Process Description (if code is not entered in 7.D1))				
Technical Area 63 (continued)																	
25	3	U	0	5	3	40	P	S	0	1							
25	4	U	0	5	5	40	P	S	0	1							
25	5	U	0	5	6	40	P	S	0	1							
25	6	U	0	5	7	40	P	S	0	1							
25	7	U	0	5	8	40	P	S	0	1							
25	8	U	0	5	9	40	P	S	0	1							
25	9	U	0	6	0	40	P	S	0	1							
26	0	U	0	6	1	40	P	S	0	1							
26	1	U	0	6	2	40	P	S	0	1							
26	2	U	0	6	3	40	P	S	0	1							
26	3	U	0	6	4	40	P	S	0	1							
26	4	U	0	6	6	40	P	S	0	1							
26	5	U	0	6	7	40	P	S	0	1							
26	6	U	0	6	8	40	P	S	0	1							
26	7	U	0	6	9	40	P	S	0	1							
26	8	U	0	7	0	40	P	S	0	1							
26	9	U	0	7	1	40	P	S	0	1							
27	0	U	0	7	2	40	P	S	0	1							
27	1	U	0	7	3	40	P	S	0	1							
27	2	U	0	7	4	40	P	S	0	1							
27	3	U	0	7	5	40	P	S	0	1							
27	4	U	0	7	6	40	P	S	0	1							
27	5	U	0	7	7	40	P	S	0	1							
27	6	U	0	7	8	40	P	S	0	1							
27	7	U	0	7	9	40	P	S	0	1							
27	8	U	0	8	0	120	P	S	0	1							
27	9	U	0	8	1	40	P	S	0	1							
28	0	U	0	8	2	40	P	S	0	1							
28	1	U	0	8	3	40	P	S	0	1							
28	2	U	0	8	4	40	P	S	0	1							
28	3	U	0	8	5	40	P	S	0	1							
28	4	U	0	8	6	40	P	S	0	1							
28	5	U	0	8	7	40	P	S	0	1							
28	6	U	0	8	8	40	P	S	0	1							
28	7	U	0	8	9	40	P	S	0	1							
28	8	U	0	9	0	40	P	S	0	1							

7. Description of Hazardous Wastes (Enter codes for Items 7.A, 7.C and 7.D(1)) (continued)

Line No.	A. EPA Hazardous Waste No.					B. Estimated Annual Qty of Waste	C. Unit of Measure	D. Processes									
								(1) Process Codes					(2) Process Description (if code is not entered in 7.D1))				
Technical Area 63 (continued)																	
28	9	U	0	9	1	40	P	S	0	1							
29	0	U	0	9	2	40	P	S	0	1							
29	1	U	0	9	3	40	P	S	0	1							
29	2	U	0	9	4	40	P	S	0	1							
29	3	U	0	9	5	40	P	S	0	1							
29	4	U	0	9	6	40	P	S	0	1							
29	5	U	0	9	7	40	P	S	0	1							
29	6	U	0	9	8	40	P	S	0	1							
29	7	U	0	9	9	40	P	S	0	1							
29	8	U	1	0	1	40	P	S	0	1							
29	9	U	1	0	2	40	P	S	0	1							
30	0	U	1	0	3	40	P	S	0	1							
30	1	U	1	0	5	40	P	S	0	1							
30	2	U	1	0	6	40	P	S	0	1							
30	3	U	1	0	7	40	P	S	0	1							
30	4	U	1	0	8	40	P	S	0	1							
30	5	U	1	0	9	40	P	S	0	1							
30	6	U	1	1	0	40	P	S	0	1							
30	7	U	1	1	1	40	P	S	0	1							
30	8	U	1	1	2	40	P	S	0	1							
30	9	U	1	1	3	40	P	S	0	1							
31	0	U	1	1	4	40	P	S	0	1							
31	1	U	1	1	5	40	P	S	0	1							
31	2	U	1	1	6	40	P	S	0	1							
31	3	U	1	1	7	40	P	S	0	1							
31	4	U	1	1	8	40	P	S	0	1							
31	5	U	1	1	9	40	P	S	0	1							
31	6	U	1	2	0	40	P	S	0	1							
31	7	U	1	2	1	40	P	S	0	1							
31	8	U	1	2	2	70	P	S	0	1							
31	9	U	1	2	3	40	P	S	0	1							
32	0	U	1	2	4	40	P	S	0	1							
32	1	U	1	2	5	40	P	S	0	1							
32	2	U	1	2	6	40	P	S	0	1							
32	3	U	1	2	7	40	P	S	0	1							
32	4	U	1	2	8	40	P	S	0	1							

7. Description of Hazardous Wastes (Enter codes for Items 7.A, 7.C and 7.D(1)) (continued)

Line No.	A. EPA Hazardous Waste No.					B. Estimated Annual Qty of Waste	C. Unit of Measure	D. Processes									
								(1) Process Codes					(2) Process Description (if code is not entered in 7.D1))				
Technical Area 63 (continued)																	
32	5	U	1	2	9	40	P	S	0	1							
32	6	U	1	3	0	40	P	S	0	1							
32	7	U	1	3	1	40	P	S	0	1							
32	8	U	1	3	2	40	P	S	0	1							
32	9	U	1	3	3	40	P	S	0	1							
33	0	U	1	3	4	120	P	S	0	1							
33	1	U	1	3	5	40	P	S	0	1							
33	2	U	1	3	6	40	P	S	0	1							
33	3	U	1	3	7	40	P	S	0	1							
33	4	U	1	3	8	40	P	S	0	1							
33	5	U	1	4	0	40	P	S	0	1							
33	6	U	1	4	1	40	P	S	0	1							
33	7	U	1	4	2	40	P	S	0	1							
33	8	U	1	4	3	40	P	S	0	1							
33	9	U	1	4	4	40	P	S	0	1							
34	0	U	1	4	5	40	P	S	0	1							
34	1	U	1	4	6	40	P	S	0	1							
34	2	U	1	4	7	40	P	S	0	1							
34	3	U	1	4	8	40	P	S	0	1							
34	4	U	1	4	9	40	P	S	0	1							
34	5	U	1	5	0	40	P	S	0	1							
34	6	U	1	5	1	70	P	S	0	1							
34	7	U	1	5	2	40	P	S	0	1							
34	8	U	1	5	3	40	P	S	0	1							
34	9	U	1	5	4	40	P	S	0	1							
35	0	U	1	5	5	40	P	S	0	1							
35	1	U	1	5	6	40	P	S	0	1							
35	2	U	1	5	7	40	P	S	0	1							
35	3	U	1	5	8	40	P	S	0	1							
35	4	U	1	5	9	40	P	S	0	1							
35	5	U	1	6	0	40	P	S	0	1							
35	6	U	1	6	1	40	P	S	0	1							
35	7	U	1	6	2	40	P	S	0	1							
35	8	U	1	6	3	40	P	S	0	1							
35	9	U	1	6	4	40	P	S	0	1							
36	0	U	1	6	5	40	P	S	0	1							

7. Description of Hazardous Wastes (Enter codes for Items 7.A, 7.C and 7.D(1)) (continued)

Line No.	A. EPA Hazardous Waste No.					B. Estimated Annual Qty of Waste	C. Unit of Measure	D. Processes									
								(1) Process Codes					(2) Process Description (if code is not entered in 7.D1))				
Technical Area 63 (continued)																	
36	1	U	1	6	6	40	P	S	0	1							
36	2	U	1	6	7	40	P	S	0	1							
36	3	U	1	6	8	40	P	S	0	1							
36	4	U	1	6	9	40	P	S	0	1							
36	5	U	1	7	0	40	P	S	0	1							
36	6	U	1	7	1	40	P	S	0	1							
36	7	U	1	7	2	40	P	S	0	1							
36	8	U	1	7	3	40	P	S	0	1							
36	9	U	1	7	4	40	P	S	0	1							
37	0	U	1	7	6	40	P	S	0	1							
37	1	U	1	7	7	40	P	S	0	1							
37	2	U	1	7	8	40	P	S	0	1							
37	3	U	1	7	9	40	P	S	0	1							
37	4	U	1	8	0	40	P	S	0	1							
37	5	U	1	8	1	40	P	S	0	1							
37	6	U	1	8	2	40	P	S	0	1							
37	7	U	1	8	3	40	P	S	0	1							
37	8	U	1	8	4	40	P	S	0	1							
37	9	U	1	8	5	40	P	S	0	1							
38	0	U	1	8	6	40	P	S	0	1							
38	1	U	1	8	7	40	P	S	0	1							
38	2	U	1	8	8	40	P	S	0	1							
38	3	U	1	8	9	40	P	S	0	1							
38	4	U	1	9	0	40	P	S	0	1							
38	5	U	1	9	1	40	P	S	0	1							
38	6	U	1	9	2	40	P	S	0	1							
38	7	U	1	9	3	40	P	S	0	1							
38	8	U	1	9	4	40	P	S	0	1							
38	9	U	1	9	6	40	P	S	0	1							
39	0	U	1	9	7	40	P	S	0	1							
39	1	U	2	0	0	40	P	S	0	1							
39	2	U	2	0	1	40	P	S	0	1							
39	3	U	2	0	2	40	P	S	0	1							
39	4	U	2	0	3	40	P	S	0	1							
39	5	U	2	0	4	40	P	S	0	1							
39	6	U	2	0	5	40	P	S	0	1							

7. Description of Hazardous Wastes (Enter codes for Items 7.A, 7.C and 7.D(1)) (continued)

Line No.	A. EPA Hazardous Waste No.					B. Estimated Annual Qty of Waste	C. Unit of Measure	D. Processes									
								(1) Process Codes					(2) Process Description (if code is not entered in 7.D1))				
Technical Area 63 (continued)																	
39	7	U	2	0	6	40	P	S	0	1							
39	8	U	2	0	7	40	P	S	0	1							
39	9	U	2	0	8	40	P	S	0	1							
40	0	U	2	0	9	40	P	S	0	1							
40	1	U	2	1	0	40	P	S	0	1							
40	2	U	2	1	1	40	P	S	0	1							
40	3	U	2	1	3	40	P	S	0	1							
40	4	U	2	1	4	40	P	S	0	1							
40	5	U	2	1	5	40	P	S	0	1							
40	6	U	2	1	6	40	P	S	0	1							
40	7	U	2	1	7	40	P	S	0	1							
40	8	U	2	1	8	40	P	S	0	1							
40	9	U	2	1	9	40	P	S	0	1							
41	0	U	2	2	0	70	P	S	0	1							
41	1	U	2	2	1	40	P	S	0	1							
41	2	U	2	2	2	40	P	S	0	1							
41	3	U	2	2	3	40	P	S	0	1							
41	4	U	2	2	5	40	P	S	0	1							
41	5	U	2	2	6	70	P	S	0	1							
41	6	U	2	2	7	40	P	S	0	1							
41	7	U	2	2	8	70	P	S	0	1							
41	8	U	2	3	4	40	P	S	0	1							
41	9	U	2	3	5	40	P	S	0	1							
42	0	U	2	3	6	40	P	S	0	1							
42	1	U	2	3	7	40	P	S	0	1							
42	2	U	2	3	8	40	P	S	0	1							
42	3	U	2	3	9	70	P	S	0	1							
42	4	U	2	4	0	40	P	S	0	1							
42	5	U	2	4	3	40	P	S	0	1							
42	6	U	2	4	4	40	P	S	0	1							
42	7	U	2	4	6	40	P	S	0	1							
42	8	U	2	4	7	40	P	S	0	1							
42	9	U	2	4	8	40	P	S	0	1							
43	0	U	2	4	9	40	P	S	0	1							
43	1	U	2	7	1	40	P	S	0	1							
43	2	U	2	7	8	40	P	S	0	1							

7. Description of Hazardous Wastes (Enter codes for Items 7.A, 7.C and 7.D(1)) (continued)

Line No.	A. EPA Hazardous Waste No.					B. Estimated Annual Qty of Waste	C. Unit of Measure	D. Processes									
								(1) Process Codes					(2) Process Description (if code is not entered in 7.D1))				
Technical Area 63 (continued)																	
43	3	U	2	7	9	40	P	S	0	1							
43	4	U	2	8	0	40	P	S	0	1							
43	5	U	3	2	8	40	P	S	0	1							
43	6	U	3	5	3	40	P	S	0	1							
43	7	U	3	5	9	40	P	S	0	1							
43	8	U	3	6	4	40	P	S	0	1							
43	9	U	3	6	7	40	P	S	0	1							
44	0	U	3	7	2	40	P	S	0	1							
44	1	U	3	7	3	40	P	S	0	1							
44	2	U	3	8	7	40	P	S	0	1							
44	3	U	3	8	9	40	P	S	0	1							
44	4	U	3	9	4	40	P	S	0	1							
44	5	U	3	9	5	40	P	S	0	1							
44	6	U	4	0	4	40	P	S	0	1							
44	7	U	4	0	9	40	P	S	0	1							
44	8	U	4	1	0	40	P	S	0	1							
44	9	U	4	1	1	40	P	S	0	1							

7. Description of Hazardous Wastes (Enter codes for Items 7.A, 7.C and 7.D(1)) (continued)

Line No.	A. EPA Hazardous Waste No.					B. Estimated Annual Qty of Waste	C. Unit of Measure	D. Processes									
								(1) Process Codes					(2) Process Description (if code is not entered in 7.D1))				
Technical Area 60																	
	1	D	0	0	1	21,727	P	S	0	1							
	2	D	0	0	2	13,931	P	S	0	1							
	3	D	0	0	3	2,903	P	S	0	1							
	4	D	0	0	4	6,508	P	S	0	1	T	0	4				
	5	D	0	0	5	2,382	P	S	0	1	T	0	4				
	6	D	0	0	6	5,751	P	S	0	1	T	0	4				
	7	D	0	0	7	9,060	P	S	0	1	T	0	4				
	8	D	0	0	8	15,914	P	S	0	1	T	0	4				
	9	D	0	0	9	2,433	P	S	0	1	T	0	4				
1	0	D	0	1	0	4,850	P	S	0	1	T	0	4				
1	1	D	0	1	1	8,799	P	S	0	1	T	0	4				
1	2	D	0	1	2	100	P	S	0	1							
1	3	D	0	1	3	100	P	S	0	1							
1	4	D	0	1	4	100	P	S	0	1							
1	5	D	0	1	5	100	P	S	0	1							
1	6	D	0	1	6	44	P	S	0	1							
1	7	D	0	1	7	66	P	S	0	1							
1	8	D	0	1	8	1,283	P	S	0	1	T	0	4				
1	9	D	0	1	9	2,949	P	S	0	1	T	0	4				
2	0	D	0	2	0	100	P	S	0	1	T	0	4				
2	1	D	0	2	1	1,909	P	S	0	1	T	0	4				
2	2	D	0	2	2	6,156	P	S	0	1	T	0	4				
2	3	D	0	2	3	100	P	S	0	1	T	0	4				
2	4	D	0	2	4	100	P	S	0	1	T	0	4				
2	5	D	0	2	5	100	P	S	0	1	T	0	4				
2	6	D	0	2	6	518	P	S	0	1	T	0	4				
2	7	D	0	2	7	55	P	S	0	1	T	0	4				
2	8	D	0	2	8	3,053	P	S	0	1	T	0	4				
2	9	D	0	2	9	293	P	S	0	1	T	0	4				
3	0	D	0	3	0	5,491	P	S	0	1	T	0	4				
3	1	D	0	3	1	293	P	S	0	1	T	0	4				
3	2	D	0	3	2	3,135	P	S	0	1	T	0	4				
3	3	D	0	3	3	48	P	S	0	1	T	0	4				
3	4	D	0	3	4	1,228	P	S	0	1	T	0	4				
3	5	D	0	3	5	1,979	P	S	0	1	T	0	4				
3	6	D	0	3	6	549	P	S	0	1	T	0	4				

7. Description of Hazardous Wastes (Enter codes for Items 7.A, 7.C and 7.D(1)) (continued)

Line No.	A. EPA Hazardous Waste No.					B. Estimated Annual Qty of Waste	C. Unit of Measure	D. Processes								
								(1) Process Codes				(2) Process Description (if code is not entered in 7.D1))				
Technical Area 60 (continued)																
3	7	D	0	3	7	761	P	S	0	1	T	0	4			
3	8	D	0	3	8	2,629	P	S	0	1	T	0	4			
3	9	D	0	3	9	1,658	P	S	0	1	T	0	4			
4	0	D	0	4	0	1,662	P	S	0	1	T	0	4			
4	1	D	0	4	1	293	P	S	0	1	T	0	4			
4	2	D	0	4	2	1,182	P	S	0	1	T	0	4			
4	3	D	0	4	3	655	P	S	0	1	T	0	4			
4	4	F	0	0	1	442,263	P	S	0	1	T	0	4			
4	5	F	0	0	2	16,083	P	S	0	1	T	0	4			
4	6	F	0	0	3	36,170	P	S	0	1						
4	7	F	0	0	4	925	P	S	0	1	T	0	4			
4	8	F	0	0	5	27,196	P	S	0	1						
4	9	F	0	0	6	100	P	S	0	1						
5	0	F	0	0	7	74	P	S	0	1						
5	1	F	0	0	8	100	P	S	0	1						
5	2	F	0	0	9	165	P	S	0	1						
5	3	F	0	1	0	100	P	S	0	1						
5	4	F	0	1	1	100	P	S	0	1						
5	5	F	0	1	2	100	P	S	0	1						
5	6	F	0	1	9	100	P	S	0	1						
5	7	F	0	2	0	100	P	S	0	1						
5	8	F	0	2	1	100	P	S	0	1						
5	9	F	0	2	2	100	P	S	0	1						
6	0	F	0	2	3	100	P	S	0	1						
6	1	F	0	2	4	100	P	S	0	1						
6	2	F	0	2	5	100	P	S	0	1						
6	3	F	0	2	6	100	P	S	0	1						
6	4	F	0	2	7	165	P	S	0	1						
6	5	F	0	2	8	100	P	S	0	1						
6	6	F	0	3	2	100	P	S	0	1						
6	7	F	0	3	4	100	P	S	0	1						
6	8	F	0	3	5	100	P	S	0	1						
6	9	F	0	3	7	100	P	S	0	1						
7	0	F	0	3	8	100	P	S	0	1						
7	1	F	0	3	9	100	P	S	0	1						
7	2	K	0	4	4	100	P	S	0	1						

7. Description of Hazardous Wastes (Enter codes for Items 7.A, 7.C and 7.D(1)) (continued)

Line No.	A. EPA Hazardous Waste No.					B. Estimated Annual Qty of Waste	C. Unit of Measure	D. Processes									
								(1) Process Codes					(2) Process Description (if code is not entered in 7.D1))				
Technical Area 60 (continued)																	
7	3	K	0	4	5	100	P	S	0	1							
7	4	K	0	4	6	100	P	S	0	1							
7	5	K	0	4	7	100	P	S	0	1							
7	6	K	0	8	4	100	P	S	0	1							
7	7	K	1	0	1	100	P	S	0	1							
7	8	K	1	0	2	100	P	S	0	1							
7	9	P	0	0	1	100	P	S	0	1							
8	0	P	0	0	2	100	P	S	0	1							
8	1	P	0	0	3	293	P	S	0	1							
8	2	P	0	0	4	100	P	S	0	1							
8	3	P	0	0	5	100	P	S	0	1							
8	4	P	0	0	6	143	P	S	0	1							
8	5	P	0	0	7	100	P	S	0	1							
8	6	P	0	0	8	100	P	S	0	1							
8	7	P	0	0	9	100	P	S	0	1							
8	8	P	0	1	0	100	P	S	0	1							
8	9	P	0	1	1	143	P	S	0	1							
9	0	P	0	1	2	293	P	S	0	1							
9	1	P	0	1	3	100	P	S	0	1							
9	2	P	0	1	4	100	P	S	0	1							
9	3	P	0	1	5	293	P	S	0	1							
9	4	P	0	1	6	100	P	S	0	1							
9	5	P	0	1	7	100	P	S	0	1							
9	6	P	0	1	8	100	P	S	0	1							
9	7	P	0	2	0	100	P	S	0	1							
9	8	P	0	2	1	100	P	S	0	1							
9	9	P	0	2	2	17	P	S	0	1							
10	0	P	0	2	3	100	P	S	0	1							
10	1	P	0	2	4	100	P	S	0	1							
10	2	P	0	2	6	100	P	S	0	1							
10	3	P	0	2	7	100	P	S	0	1							
10	4	P	0	2	8	100	P	S	0	1							
10	5	P	0	2	9	293	P	S	0	1							
10	6	P	0	3	0	28	P	S	0	1							
10	7	P	0	3	1	485	P	S	0	1							
10	8	P	0	3	3	143	P	S	0	1							

7. Description of Hazardous Wastes (Enter codes for Items 7.A, 7.C and 7.D(1)) (continued)

Line No.	A. EPA Hazardous Waste No.					B. Estimated Annual Qty of Waste	C. Unit of Measure	D. Processes									
								(1) Process Codes					(2) Process Description (if code is not entered in 7.D1))				
Technical Area 60 (continued)																	
10	9	P	0	3	4	100	P	S	0	1							
11	0	P	0	3	6	100	P	S	0	1							
11	1	P	0	3	7	100	P	S	0	1							
11	2	P	0	3	8	227	P	S	0	1							
11	3	P	0	3	9	100	P	S	0	1							
11	4	P	0	4	0	100	P	S	0	1							
11	5	P	0	4	1	100	P	S	0	1							
11	6	P	0	4	2	100	P	S	0	1							
11	7	P	0	4	3	143	P	S	0	1							
11	8	P	0	4	4	100	P	S	0	1							
11	9	P	0	4	5	100	P	S	0	1							
12	0	P	0	4	6	100	P	S	0	1							
12	1	P	0	4	7	100	P	S	0	1							
12	2	P	0	4	8	143	P	S	0	1							
12	3	P	0	4	9	100	P	S	0	1							
12	4	P	0	5	0	100	P	S	0	1							
12	5	P	0	5	1	100	P	S	0	1							
12	6	P	0	5	4	100	P	S	0	1							
12	7	P	0	5	6	2,624	P	S	0	1							
12	8	P	0	5	7	100	P	S	0	1							
12	9	P	0	5	8	100	P	S	0	1							
13	0	P	0	5	9	100	P	S	0	1							
13	1	P	0	6	0	100	P	S	0	1							
13	2	P	0	6	2	100	P	S	0	1							
13	3	P	0	6	3	293	P	S	0	1							
13	4	P	0	6	4	100	P	S	0	1							
13	5	P	0	6	5	100	P	S	0	1							
13	6	P	0	6	6	100	P	S	0	1							
13	7	P	0	6	7	100	P	S	0	1							
13	8	P	0	6	8	293	P	S	0	1							
13	9	P	0	6	9	100	P	S	0	1							
14	0	P	0	7	0	100	P	S	0	1							
14	1	P	0	7	1	100	P	S	0	1							
14	2	P	0	7	2	100	P	S	0	1							
14	3	P	0	7	3	293	P	S	0	1							
14	4	P	0	7	4	100	P	S	0	1							

7. Description of Hazardous Wastes (Enter codes for Items 7.A, 7.C and 7.D(1)) (continued)

Line No.	A. EPA Hazardous Waste No.					B. Estimated Annual Qty of Waste	C. Unit of Measure	D. Processes									
								(1) Process Codes					(2) Process Description (if code is not entered in 7.D1))				
Technical Area 60 (continued)																	
14	5	P	0	7	5	100	P	S	0	1							
14	6	P	0	7	6	403	P	S	0	1							
14	7	P	0	7	7	100	P	S	0	1							
14	8	P	0	7	8	425	P	S	0	1							
14	9	P	0	8	1	100	P	S	0	1							
15	0	P	0	8	2	100	P	S	0	1							
15	1	P	0	8	4	100	P	S	0	1							
15	2	P	0	8	5	100	P	S	0	1							
15	3	P	0	8	7	5	P	S	0	1							
15	4	P	0	8	8	100	P	S	0	1							
15	5	P	0	8	9	100	P	S	0	1							
15	6	P	0	9	2	143	P	S	0	1							
15	7	P	0	9	3	100	P	S	0	1							
15	8	P	0	9	4	100	P	S	0	1							
15	9	P	0	9	5	293	P	S	0	1							
16	0	P	0	9	6	293	P	S	0	1							
16	1	P	0	9	7	100	P	S	0	1							
16	2	P	0	9	8	293	P	S	0	1							
16	3	P	0	9	9	100	P	S	0	1							
16	4	P	1	0	1	100	P	S	0	1							
16	5	P	1	0	2	100	P	S	0	1							
16	6	P	1	0	3	100	P	S	0	1							
16	7	P	1	0	4	143	P	S	0	1							
16	8	P	1	0	5	5	P	S	0	1							
16	9	P	1	0	6	293	P	S	0	1							
17	0	P	1	0	8	100	P	S	0	1							
17	1	P	1	0	9	100	P	S	0	1							
17	2	P	1	1	0	100	P	S	0	1							
17	3	P	1	1	1	100	P	S	0	1							
17	4	P	1	1	2	143	P	S	0	1							
17	5	P	1	1	3	293	P	S	0	1							
17	6	P	1	1	4	100	P	S	0	1							
17	7	P	1	1	5	100	P	S	0	1							
17	8	P	1	1	6	100	P	S	0	1							
17	9	P	1	1	8	100	P	S	0	1							
18	0	P	1	1	9	143	P	S	0	1							

7. Description of Hazardous Wastes (Enter codes for Items 7.A, 7.C and 7.D(1)) (continued)

Line No.	A. EPA Hazardous Waste No.					B. Estimated Annual Qty of Waste	C. Unit of Measure	D. Processes									
								(1) Process Codes					(2) Process Description (if code is not entered in 7.D1))				
Technical Area 60 (continued)																	
18	1	P	1	2	0	293	P	S	0	1							
18	2	P	1	2	1	100	P	S	0	1							
18	3	P	1	2	2	100	P	S	0	1							
18	4	P	1	2	3	100	P	S	0	1							
18	5	P	1	2	7	100	P	S	0	1							
18	6	P	1	2	8	100	P	S	0	1							
18	7	P	1	8	5	100	P	S	0	1							
18	8	P	1	8	8	100	P	S	0	1							
18	9	P	1	8	9	100	P	S	0	1							
19	0	P	1	9	0	100	P	S	0	1							
19	1	P	1	9	1	100	P	S	0	1							
19	2	P	1	9	2	100	P	S	0	1							
19	3	P	1	9	4	100	P	S	0	1							
19	4	P	1	9	6	100	P	S	0	1							
19	5	P	1	9	7	100	P	S	0	1							
19	6	P	1	9	8	100	P	S	0	1							
19	7	P	1	9	9	100	P	S	0	1							
19	8	P	2	0	1	100	P	S	0	1							
19	9	P	2	0	2	100	P	S	0	1							
20	0	P	2	0	3	100	P	S	0	1							
20	1	P	2	0	4	100	P	S	0	1							
20	2	P	2	0	5	100	P	S	0	1							
20	3	U	0	0	1	15	P	S	0	1							
20	4	U	0	0	2	45	P	S	0	1							
20	5	U	0	0	3	485	P	S	0	1							
20	6	U	0	0	4	100	P	S	0	1							
20	7	U	0	0	5	100	P	S	0	1							
20	8	U	0	0	6	7	P	S	0	1							
20	9	U	0	0	7	143	P	S	0	1							
21	0	U	0	0	8	8	P	S	0	1							
21	1	U	0	0	9	143	P	S	0	1							
21	2	U	0	1	0	100	P	S	0	1							
21	3	U	0	1	1	100	P	S	0	1							
21	4	U	0	1	2	293	P	S	0	1							
21	5	U	0	1	4	100	P	S	0	1							
21	6	U	0	1	5	100	P	S	0	1							

7. Description of Hazardous Wastes (Enter codes for Items 7.A, 7.C and 7.D(1)) (continued)

Line No.	A. EPA Hazardous Waste No.					B. Estimated Annual Qty of Waste	C. Unit of Measure	D. Processes															
								(1) Process Codes				(2) Process Description (if code is not entered in 7.D1))											
Technical Area 60 (continued)																							
21	7	U	0	1	6	100	P	S	0	1													
21	8	U	0	1	7	100	P	S	0	1													
21	9	U	0	1	8	143	P	S	0	1													
22	0	U	0	1	9	20	P	S	0	1													
22	1	U	0	2	0	100	P	S	0	1													
22	2	U	0	2	1	100	P	S	0	1													
22	3	U	0	2	2	293	P	S	0	1													
22	4	U	0	2	3	100	P	S	0	1													
22	5	U	0	2	4	100	P	S	0	1													
22	6	U	0	2	5	3	P	S	0	1													
22	7	U	0	2	6	100	P	S	0	1													
22	8	U	0	2	7	100	P	S	0	1													
22	9	U	0	2	8	100	P	S	0	1													
23	0	U	0	2	9	293	P	S	0	1													
23	1	U	0	3	0	100	P	S	0	1													
23	2	U	0	3	1	26	P	S	0	1													
23	3	U	0	3	2	100	P	S	0	1													
23	4	U	0	3	3	143	P	S	0	1													
23	5	U	0	3	4	100	P	S	0	1													
23	6	U	0	3	5	100	P	S	0	1													
23	7	U	0	3	6	100	P	S	0	1													
23	8	U	0	3	7	143	P	S	0	1													
23	9	U	0	3	8	100	P	S	0	1													
24	0	U	0	3	9	100	P	S	0	1													
24	1	U	0	4	1	143	P	S	0	1													
24	2	U	0	4	2	100	P	S	0	1													
24	3	U	0	4	3	100	P	S	0	1													
24	4	U	0	4	4	152	P	S	0	1													
24	5	U	0	4	5	293	P	S	0	1													
24	6	U	0	4	6	100	P	S	0	1													
24	7	U	0	4	7	100	P	S	0	1													
24	8	U	0	4	8	100	P	S	0	1													
24	9	U	0	4	9	100	P	S	0	1													
25	0	U	0	5	0	100	P	S	0	1													
25	1	U	0	5	1	100	P	S	0	1													

7. Description of Hazardous Wastes (Enter codes for Items 7.A, 7.C and 7.D(1)) (continued)

Line No.	A. EPA Hazardous Waste No.					B. Estimated Annual Qty of Waste	C. Unit of Measure	D. Processes									
								(1) Process Codes					(2) Process Description (if code is not entered in 7.D1))				
Technical Area 60 (continued)																	
25	2	U	0	5	2	18	P	S	0	1							
25	3	U	0	5	3	3	P	S	0	1							
25	4	U	0	5	5	143	P	S	0	1							
25	5	U	0	5	6	61	P	S	0	1							
25	6	U	0	5	7	293	P	S	0	1							
25	7	U	0	5	8	100	P	S	0	1							
25	8	U	0	5	9	100	P	S	0	1							
25	9	U	0	6	0	100	P	S	0	1							
26	0	U	0	6	1	100	P	S	0	1							
26	1	U	0	6	2	100	P	S	0	1							
26	2	U	0	6	3	100	P	S	0	1							
26	3	U	0	6	4	100	P	S	0	1							
26	4	U	0	6	6	100	P	S	0	1							
26	5	U	0	6	7	3	P	S	0	1							
26	6	U	0	6	8	12	P	S	0	1							
26	7	U	0	6	9	100	P	S	0	1							
26	8	U	0	7	0	165	P	S	0	1							
26	9	U	0	7	1	100	P	S	0	1							
27	0	U	0	7	2	100	P	S	0	1							
27	1	U	0	7	3	100	P	S	0	1							
27	2	U	0	7	4	100	P	S	0	1							
27	3	U	0	7	5	381	P	S	0	1							
27	4	U	0	7	6	100	P	S	0	1							
27	5	U	0	7	7	27	P	S	0	1							
27	6	U	0	7	8	100	P	S	0	1							
27	7	U	0	7	9	100	P	S	0	1							
27	8	U	0	8	0	4,129	P	S	0	1							
27	9	U	0	8	1	100	P	S	0	1							
28	0	U	0	8	2	100	P	S	0	1							
28	1	U	0	8	3	9	P	S	0	1							
28	2	U	0	8	4	100	P	S	0	1							
28	3	U	0	8	5	143	P	S	0	1							
28	4	U	0	8	6	100	P	S	0	1							
28	5	U	0	8	7	100	P	S	0	1							
28	6	U	0	8	8	100	P	S	0	1							
28	7	U	0	8	9	100	P	S	0	1							

7. Description of Hazardous Wastes (Enter codes for Items 7.A, 7.C and 7.D(1)) (continued)

Line No.	A. EPA Hazardous Waste No.					B. Estimated Annual Qty of Waste	C. Unit of Measure	D. Processes															
								(1) Process Codes				(2) Process Description (if code is not entered in 7.D1))											
Technical Area 60 (continued)																							
28	8	U	0	9	0	100	P	S	0	1													
28	9	U	0	9	1	518	P	S	0	1													
29	0	U	0	9	2	143	P	S	0	1													
29	1	U	0	9	3	100	P	S	0	1													
29	2	U	0	9	4	100	P	S	0	1													
29	3	U	0	9	5	100	P	S	0	1													
29	4	U	0	9	6	100	P	S	0	1													
29	5	U	0	9	7	100	P	S	0	1													
29	6	U	0	9	8	100	P	S	0	1													
29	7	U	0	9	9	100	P	S	0	1													
29	8	U	1	0	1	100	P	S	0	1													
29	9	U	1	0	2	100	P	S	0	1													
30	0	U	1	0	3	9	P	S	0	1													
30	1	U	1	0	5	100	P	S	0	1													
30	2	U	1	0	6	100	P	S	0	1													
30	3	U	1	0	7	100	P	S	0	1													
30	4	U	1	0	8	104	P	S	0	1													
30	5	U	1	0	9	143	P	S	0	1													
30	6	U	1	1	0	100	P	S	0	1													
30	7	U	1	1	1	100	P	S	0	1													
30	8	U	1	1	2	5	P	S	0	1													
30	9	U	1	1	3	100	P	S	0	1													
31	0	U	1	1	4	100	P	S	0	1													
31	1	U	1	1	5	3	P	S	0	1													
31	2	U	1	1	6	100	P	S	0	1													
31	3	U	1	1	7	18	P	S	0	1													
31	4	U	1	1	8	100	P	S	0	1													
31	5	U	1	1	9	100	P	S	0	1													
31	6	U	1	2	0	100	P	S	0	1													
31	7	U	1	2	1	293	P	S	0	1													
31	8	U	1	2	2	778	P	S	0	1													
31	9	U	1	2	3	8	P	S	0	1													
32	0	U	1	2	4	143	P	S	0	1													
32	1	U	1	2	5	3	P	S	0	1													
32	2	U	1	2	6	100	P	S	0	1													
32	3	U	1	2	7	100	P	S	0	1													

7. Description of Hazardous Wastes (Enter codes for Items 7.A, 7.C and 7.D(1)) (continued)

Line No.	A. EPA Hazardous Waste No.					B. Estimated Annual Qty of Waste	C. Unit of Measure	D. Processes									
								(1) Process Codes					(2) Process Description (if code is not entered in 7.D1))				
Technical Area 60 (continued)																	
32	4	U	1	2	8	100	P	S	0	1							
32	5	U	1	2	9	100	P	S	0	1							
32	6	U	1	3	0	100	P	S	0	1							
32	7	U	1	3	1	293	P	S	0	1							
32	8	U	1	3	2	100	P	S	0	1							
32	9	U	1	3	3	5	P	S	0	1							
33	0	U	1	3	4	38	P	S	0	1							
33	1	U	1	3	5	8	P	S	0	1							
33	2	U	1	3	6	143	P	S	0	1							
33	3	U	1	3	7	100	P	S	0	1							
33	4	U	1	3	8	100	P	S	0	1							
33	5	U	1	4	0	293	P	S	0	1							
33	6	U	1	4	1	100	P	S	0	1							
33	7	U	1	4	2	100	P	S	0	1							
33	8	U	1	4	3	100	P	S	0	1							
33	9	U	1	4	4	293	P	S	0	1							
34	0	U	1	4	5	293	P	S	0	1							
34	1	U	1	4	6	100	P	S	0	1							
34	2	U	1	4	7	100	P	S	0	1							
34	3	U	1	4	8	100	P	S	0	1							
34	4	U	1	4	9	100	P	S	0	1							
34	5	U	1	5	0	100	P	S	0	1							
34	6	U	1	5	1	13	P	S	0	1							
34	7	U	1	5	2	100	P	S	0	1							
34	8	U	1	5	3	143	P	S	0	1							
34	9	U	1	5	4	83	P	S	0	1							
35	0	U	1	5	5	100	P	S	0	1							
35	1	U	1	5	6	100	P	S	0	1							
35	2	U	1	5	7	100	P	S	0	1							
35	3	U	1	5	8	100	P	S	0	1							
35	4	U	1	5	9	10	P	S	0	1							
35	5	U	1	6	0	293	P	S	0	1							
35	6	U	1	6	1	15	P	S	0	1							
35	7	U	1	6	2	49	P	S	0	1							
35	8	U	1	6	3	143	P	S	0	1							
35	9	U	1	6	4	100	P	S	0	1							

7. Description of Hazardous Wastes (Enter codes for Items 7.A, 7.C and 7.D(1)) (continued)

Line No.	A. EPA Hazardous Waste No.					B. Estimated Annual Qty of Waste	C. Unit of Measure	D. Processes									
								(1) Process Codes					(2) Process Description (if code is not entered in 7.D1))				
Technical Area 60 (continued)																	
36	0	U	1	6	5	293	P	S	0	1							
36	1	U	1	6	6	100	P	S	0	1							
36	2	U	1	6	7	143	P	S	0	1							
36	3	U	1	6	8	143	P	S	0	1							
36	4	U	1	6	9	12	P	S	0	1							
36	5	U	1	7	0	12	P	S	0	1							
36	6	U	1	7	1	100	P	S	0	1							
36	7	U	1	7	2	100	P	S	0	1							
36	8	U	1	7	3	100	P	S	0	1							
36	9	U	1	7	4	100	P	S	0	1							
37	0	U	1	7	6	100	P	S	0	1							
37	1	U	1	7	7	100	P	S	0	1							
37	2	U	1	7	8	100	P	S	0	1							
37	3	U	1	7	9	100	P	S	0	1							
37	4	U	1	8	0	100	P	S	0	1							
37	5	U	1	8	1	100	P	S	0	1							
37	6	U	1	8	2	100	P	S	0	1							
37	7	U	1	8	3	100	P	S	0	1							
37	8	U	1	8	4	100	P	S	0	1							
37	9	U	1	8	5	100	P	S	0	1							
38	0	U	1	8	6	100	P	S	0	1							
38	1	U	1	8	7	100	P	S	0	1							
38	2	U	1	8	8	293	P	S	0	1							
38	3	U	1	8	9	100	P	S	0	1							
38	4	U	1	9	0	293	P	S	0	1							
38	5	U	1	9	1	100	P	S	0	1							
38	6	U	1	9	2	100	P	S	0	1							
38	7	U	1	9	3	100	P	S	0	1							
38	8	U	1	9	4	100	P	S	0	1							
38	9	U	1	9	6	293	P	S	0	1							
39	0	U	1	9	7	100	P	S	0	1							
39	1	U	2	0	0	100	P	S	0	1							
39	2	U	2	0	1	100	P	S	0	1							
39	3	U	2	0	2	100	P	S	0	1							
39	4	U	2	0	3	100	P	S	0	1							
39	5	U	2	0	4	293	P	S	0	1							

7. Description of Hazardous Wastes (Enter codes for Items 7.A, 7.C and 7.D(1)) (continued)

Line No.	A. EPA Hazardous Waste No.					B. Estimated Annual Qty of Waste	C. Unit of Measure	D. Processes									
								(1) Process Codes					(2) Process Description (if code is not entered in 7.D1))				
Technical Area 60 (continued)																	
39	6	U	2	0	5	100	P	S	0	1							
39	7	U	2	0	6	100	P	S	0	1							
39	8	U	2	0	7	100	P	S	0	1							
39	9	U	2	0	8	100	P	S	0	1							
40	0	U	2	0	9	100	P	S	0	1							
40	1	U	2	1	0	513	P	S	0	1							
40	2	U	2	1	1	30	P	S	0	1							
40	3	U	2	1	3	33	P	S	0	1							
40	4	U	2	1	4	100	P	S	0	1							
40	5	U	2	1	5	100	P	S	0	1							
40	6	U	2	1	6	293	P	S	0	1							
40	7	U	2	1	7	100	P	S	0	1							
40	8	U	2	1	8	293	P	S	0	1							
40	9	U	2	1	9	293	P	S	0	1							
41	0	U	2	2	0	20	P	S	0	1							
41	1	U	2	2	1	100	P	S	0	1							
41	2	U	2	2	2	100	P	S	0	1							
41	3	U	2	2	3	21	P	S	0	1							
41	4	U	2	2	5	12	P	S	0	1							
41	5	U	2	2	6	6,594	P	S	0	1							
41	6	U	2	2	7	293	P	S	0	1							
41	7	U	2	2	8	1,219	P	S	0	1							
41	8	U	2	3	4	100	P	S	0	1							
41	9	U	2	3	5	100	P	S	0	1							
42	0	U	2	3	6	100	P	S	0	1							
42	1	U	2	3	7	100	P	S	0	1							
42	2	U	2	3	8	100	P	S	0	1							
42	3	U	2	3	9	61	P	S	0	1							
42	4	U	2	4	0	143	P	S	0	1							
42	5	U	2	4	3	100	P	S	0	1							
42	6	U	2	4	4	100	P	S	0	1							
42	7	U	2	4	6	231	P	S	0	1							
42	8	U	2	4	7	100	P	S	0	1							
42	9	U	2	4	8	100	P	S	0	1							
43	0	U	2	4	9	100	P	S	0	1							
43	1	U	2	7	1	100	P	S	0	1							

7. Description of Hazardous Wastes (Enter codes for Items 7.A, 7.C and 7.D(1)) (continued)

Line No.	A. EPA Hazardous Waste No.					B. Estimated Annual Qty of Waste	C. Unit of Measure	D. Processes									
								(1) Process Codes					(2) Process Description (if code is not entered in 7.D1))				
Technical Area 60 (continued)																	
43	2	U	2	7	8	100	P	S	0	1							
43	3	U	2	7	9	100	P	S	0	1							
43	4	U	2	8	0	100	P	S	0	1							
43	5	U	3	2	8	100	P	S	0	1							
43	6	U	3	5	3	100	P	S	0	1							
43	7	U	3	5	9	100	P	S	0	1							
43	8	U	3	6	4	100	P	S	0	1							
43	9	U	3	6	7	100	P	S	0	1							
44	0	U	3	7	2	100	P	S	0	1							
44	1	U	3	7	3	100	P	S	0	1							
44	2	U	3	8	7	100	P	S	0	1							
44	3	U	3	8	9	100	P	S	0	1							
44	4	U	3	9	4	100	P	S	0	1							
44	5	U	3	9	5	100	P	S	0	1							
44	6	U	4	0	4	100	P	S	0	1							
44	7	U	4	0	9	100	P	S	0	1							
44	8	U	4	1	0	100	P	S	0	1							
44	9	U	4	1	1	100	P	S	0	1							