



Hall Environmental Analysis Laboratory
4901 Hawkins NE
Albuquerque, NM 87109
TEL 505-345-3975 FAX 505-345-4107
Website clients.hallenvironmental.com

March 26, 2021

Nyle Khan

[REDACTED]
[REDACTED]
[REDACTED]
[REDACTED]
[REDACTED]

FAX

RE: NM DW Testing

OrderNo.: 2102894

Dear Nyle Khan:

Hall Environmental Analysis Laboratory received 2 sample(s) on 2/19/2021 for the analyses presented in the following report.

These were analyzed according to EPA procedures or equivalent. To access our accredited tests please go to www.hallenvironmental.com or the state specific web sites. In order to properly interpret your results, it is imperative that you review this report in its entirety. See the sample checklist and/or the Chain of Custody for information regarding the sample receipt temperature and preservation. Data qualifiers or a narrative will be provided if the sample analysis or analytical quality control parameters require a flag. When necessary, data qualifiers are provided on both the sample analysis report and the QC summary report, both sections should be reviewed. All samples are reported, as received, unless otherwise indicated. Lab measurement of analytes considered field parameters that require analysis within 15 minutes of sampling such as pH and residual chlorine are qualified as being analyzed outside of the recommended holding time.

Please don't hesitate to contact HEAL for any additional information or clarifications.

ADHS Cert #AZ0682 -- NMED-DWB Cert #NM9425 -- NMED-Micro Cert #NM0901

Sincerely,

A handwritten signature in black ink, appearing to read 'Andy Freeman', is written in a cursive style.

Andy Freeman

Laboratory Manager

4901 Hawkins NE

Albuquerque, NM 87109

Hall Environmental Analysis Laboratory, Inc.

Analytical Report

Lab Order 2102894

Date Reported: 3/26/2021

CLIENT: ██████████

Client Sample ID: Eagle Springs

Project: NM DW Testing

Collection Date: 2/19/2021 9:57:00 AM

Lab ID: 2102894-001

Matrix: AQUEOUS

Received Date: 2/19/2021 1:10:00 PM

Analyses	Result	RL	Qual	Units	DF	Date Analyzed
EPA METHOD 8015M/D: DIESEL RANGE						Analyst: mb
Diesel Range Organics (DRO)	ND	1.0		mg/L	1	2/23/2021 8:31:04 AM
Motor Oil Range Organics (MRO)	ND	5.0		mg/L	1	2/23/2021 8:31:04 AM
Surr: DNOP	118	63.7-164		%Rec	1	2/23/2021 8:31:04 AM
EPA METHOD 8015D: GASOLINE RANGE						Analyst: CCM
Gasoline Range Organics (GRO)	0.17	0.050		mg/L	1	2/20/2021 2:47:00 PM
Surr: BFB	99.3	66.7-119		%Rec	1	2/20/2021 2:47:00 PM
EPA METHOD 300.0: ANIONS						Analyst: CAS
Fluoride	3.2	2.0		mg/L	20	2/19/2021 4:56:03 PM
Chloride	890	100	*	mg/L	200	2/22/2021 8:09:39 PM
Nitrogen, Nitrite (As N)	ND	2.0		mg/L	20	2/19/2021 4:56:03 PM
Bromide	0.51	0.10		mg/L	1	2/19/2021 4:19:00 PM
Nitrogen, Nitrate (As N)	ND	0.10		mg/L	1	2/19/2021 4:19:00 PM
Phosphorus, Orthophosphate (As P)	ND	10		mg/L	20	2/19/2021 4:56:03 PM
Sulfate	6400	100	*	mg/L	200	2/22/2021 8:09:39 PM
EPA METHOD 200.7: METALS						Analyst: ELS
Aluminum	ND	0.020		mg/L	1	2/24/2021 9:55:47 AM
Barium	0.032	0.0030		mg/L	1	2/24/2021 9:55:47 AM
Boron	3.5	0.20		mg/L	5	2/24/2021 9:57:18 AM
Calcium	210	5.0		mg/L	5	2/24/2021 9:57:18 AM
Chromium	ND	0.0060		mg/L	1	2/24/2021 9:55:47 AM
Iron	1.2	0.25	*	mg/L	5	2/24/2021 9:57:18 AM
Magnesium	10	1.0		mg/L	1	2/24/2021 9:55:47 AM
Manganese	0.074	0.0020	*	mg/L	1	2/24/2021 9:55:47 AM
Nickel	ND	0.010		mg/L	1	2/24/2021 9:55:47 AM
Potassium	23	1.0		mg/L	1	2/24/2021 9:55:47 AM
Silver	ND	0.0050		mg/L	1	2/24/2021 9:55:47 AM
Sodium	3200	50		mg/L	50	2/24/2021 10:04:14 AM
Zinc	ND	0.010		mg/L	1	2/24/2021 9:55:47 AM
EPA 200.8: METALS						Analyst: bcv
Antimony	ND	0.0010		mg/L	1	3/4/2021 10:34:59 AM
Arsenic	0.015	0.0010	*	mg/L	1	3/4/2021 10:34:59 AM
Beryllium	ND	0.0010		mg/L	1	3/4/2021 12:57:52 PM
Cadmium	ND	0.00050		mg/L	1	3/4/2021 10:34:59 AM
Copper	ND	0.0010		mg/L	1	3/4/2021 10:34:59 AM
Lead	ND	0.00050		mg/L	1	3/4/2021 10:34:59 AM
Selenium	ND	0.0010		mg/L	1	3/4/2021 12:57:52 PM
Thallium	ND	0.00025		mg/L	1	3/4/2021 10:34:59 AM

Refer to the QC Summary report and sample login checklist for flagged QC data and preservation information.

Qualifiers:

- * Value exceeds Maximum Contaminant Level
- D Sample Diluted Due to Matrix
- H Holding times for preparation or analysis exceeded
- ND Not Detected at the Reporting Limit
- PQL Practical Quantitative Limit
- S % Recovery outside of range due to dilution or matrix

- B Analyte detected in the associated Method Blank
- E Value above quantitation range
- J Analyte detected below quantitation limits
- P Sample pH Not In Range
- RL Reporting Limit

Hall Environmental Analysis Laboratory, Inc.

Analytical Report

Lab Order 2102894

Date Reported: 3/26/2021

CLIENT: ██████████

Client Sample ID: Eagle Springs

Project: NM DW Testing

Collection Date: 2/19/2021 9:57:00 AM

Lab ID: 2102894-001

Matrix: AQUEOUS

Received Date: 2/19/2021 1:10:00 PM

Analyses	Result	RL	Qual	Units	DF	Date Analyzed
EPA 200.8: METALS						Analyst: bcv
Uranium	ND	0.0025		mg/L	5	3/4/2021 1:05:04 PM
EPA METHOD 245.1: MERCURY						Analyst: ags
Mercury	ND	0.00020		mg/L	1	2/23/2021 2:20:59 PM
EPA METHOD 8270C: SEMIVOLATILES						Analyst: DAM
Acenaphthene	ND	5.0		µg/L	1	3/1/2021 12:38:50 PM
Acenaphthylene	ND	5.0		µg/L	1	3/1/2021 12:38:50 PM
Aniline	ND	5.0		µg/L	1	3/1/2021 12:38:50 PM
Anthracene	ND	5.0		µg/L	1	3/1/2021 12:38:50 PM
Azobenzene	ND	5.0		µg/L	1	3/1/2021 12:38:50 PM
Benz(a)anthracene	ND	5.0		µg/L	1	3/1/2021 12:38:50 PM
Benzo(a)pyrene	ND	5.0		µg/L	1	3/1/2021 12:38:50 PM
Benzo(b)fluoranthene	ND	5.0		µg/L	1	3/1/2021 12:38:50 PM
Benzo(g,h,i)perylene	ND	5.0		µg/L	1	3/1/2021 12:38:50 PM
Benzo(k)fluoranthene	ND	5.0		µg/L	1	3/1/2021 12:38:50 PM
Benzoic acid	ND	5.0		µg/L	1	3/1/2021 12:38:50 PM
Benzyl alcohol	ND	5.0		µg/L	1	3/1/2021 12:38:50 PM
Bis(2-chloroethoxy)methane	ND	5.0		µg/L	1	3/1/2021 12:38:50 PM
Bis(2-chloroethyl)ether	ND	5.0		µg/L	1	3/1/2021 12:38:50 PM
Bis(2-chloroisopropyl)ether	ND	5.0		µg/L	1	3/1/2021 12:38:50 PM
Bis(2-ethylhexyl)phthalate	ND	10		µg/L	1	3/1/2021 12:38:50 PM
4-Bromophenyl phenyl ether	ND	5.0		µg/L	1	3/1/2021 12:38:50 PM
Butyl benzyl phthalate	ND	5.0		µg/L	1	3/1/2021 12:38:50 PM
Carbazole	ND	5.0		µg/L	1	3/1/2021 12:38:50 PM
4-Chloro-3-methylphenol	ND	5.0		µg/L	1	3/1/2021 12:38:50 PM
4-Chloroaniline	ND	5.0		µg/L	1	3/1/2021 12:38:50 PM
2-Chloronaphthalene	ND	5.0		µg/L	1	3/1/2021 12:38:50 PM
2-Chlorophenol	ND	5.0		µg/L	1	3/1/2021 12:38:50 PM
4-Chlorophenyl phenyl ether	ND	5.0		µg/L	1	3/1/2021 12:38:50 PM
Chrysene	ND	5.0		µg/L	1	3/1/2021 12:38:50 PM
Di-n-butyl phthalate	ND	10		µg/L	1	3/1/2021 12:38:50 PM
Di-n-octyl phthalate	ND	10		µg/L	1	3/1/2021 12:38:50 PM
Dibenz(a,h)anthracene	ND	5.0		µg/L	1	3/1/2021 12:38:50 PM
Dibenzofuran	ND	5.0		µg/L	1	3/1/2021 12:38:50 PM
1,2-Dichlorobenzene	ND	5.0		µg/L	1	3/1/2021 12:38:50 PM
1,3-Dichlorobenzene	ND	5.0		µg/L	1	3/1/2021 12:38:50 PM
1,4-Dichlorobenzene	ND	5.0		µg/L	1	3/1/2021 12:38:50 PM
3,3'-Dichlorobenzidine	ND	5.0		µg/L	1	3/1/2021 12:38:50 PM
Diethyl phthalate	ND	10		µg/L	1	3/1/2021 12:38:50 PM

Refer to the QC Summary report and sample login checklist for flagged QC data and preservation information.

Qualifiers:

* Value exceeds Maximum Contaminant Level
 D Sample Diluted Due to Matrix
 H Holding times for preparation or analysis exceeded
 ND Not Detected at the Reporting Limit
 PQL Practical Quantitative Limit
 S % Recovery outside of range due to dilution or matrix

B Analyte detected in the associated Method Blank
 E Value above quantitation range
 J Analyte detected below quantitation limits
 P Sample pH Not In Range
 RL Reporting Limit

Hall Environmental Analysis Laboratory, Inc.

Analytical Report

Lab Order 2102894

Date Reported: 3/26/2021

CLIENT: ██████████

Client Sample ID: Eagle Springs

Project: NM DW Testing

Collection Date: 2/19/2021 9:57:00 AM

Lab ID: 2102894-001

Matrix: AQUEOUS

Received Date: 2/19/2021 1:10:00 PM

Analyses	Result	RL	Qual	Units	DF	Date Analyzed
EPA METHOD 8270C: SEMIVOLATILES						Analyst: DAM
Dimethyl phthalate	ND	10		µg/L	1	3/1/2021 12:38:50 PM
2,4-Dichlorophenol	ND	5.0		µg/L	1	3/1/2021 12:38:50 PM
2,4-Dimethylphenol	ND	5.0		µg/L	1	3/1/2021 12:38:50 PM
4,6-Dinitro-2-methylphenol	ND	5.0		µg/L	1	3/1/2021 12:38:50 PM
2,4-Dinitrophenol	ND	5.0		µg/L	1	3/1/2021 12:38:50 PM
2,4-Dinitrotoluene	ND	5.0		µg/L	1	3/1/2021 12:38:50 PM
2,6-Dinitrotoluene	ND	5.0		µg/L	1	3/1/2021 12:38:50 PM
Fluoranthene	ND	10		µg/L	1	3/1/2021 12:38:50 PM
Fluorene	ND	5.0		µg/L	1	3/1/2021 12:38:50 PM
Hexachlorobenzene	ND	5.0		µg/L	1	3/1/2021 12:38:50 PM
Hexachlorobutadiene	ND	5.0		µg/L	1	3/1/2021 12:38:50 PM
Hexachlorocyclopentadiene	ND	5.0		µg/L	1	3/1/2021 12:38:50 PM
Hexachloroethane	ND	5.0		µg/L	1	3/1/2021 12:38:50 PM
Indeno(1,2,3-cd)pyrene	ND	5.0		µg/L	1	3/1/2021 12:38:50 PM
Isophorone	ND	5.0		µg/L	1	3/1/2021 12:38:50 PM
1-Methylnaphthalene	ND	5.0		µg/L	1	3/1/2021 12:38:50 PM
2-Methylnaphthalene	ND	5.0		µg/L	1	3/1/2021 12:38:50 PM
2-Methylphenol	ND	5.0		µg/L	1	3/1/2021 12:38:50 PM
3+4-Methylphenol	ND	5.0		µg/L	1	3/1/2021 12:38:50 PM
N-Nitrosodi-n-propylamine	ND	5.0		µg/L	1	3/1/2021 12:38:50 PM
N-Nitrosodimethylamine	ND	5.0		µg/L	1	3/1/2021 12:38:50 PM
N-Nitrosodiphenylamine	ND	5.0		µg/L	1	3/1/2021 12:38:50 PM
Naphthalene	ND	5.0		µg/L	1	3/1/2021 12:38:50 PM
2-Nitroaniline	ND	5.0		µg/L	1	3/1/2021 12:38:50 PM
3-Nitroaniline	ND	5.0		µg/L	1	3/1/2021 12:38:50 PM
4-Nitroaniline	ND	5.0		µg/L	1	3/1/2021 12:38:50 PM
Nitrobenzene	ND	5.0		µg/L	1	3/1/2021 12:38:50 PM
2-Nitrophenol	ND	5.0		µg/L	1	3/1/2021 12:38:50 PM
4-Nitrophenol	ND	5.0		µg/L	1	3/1/2021 12:38:50 PM
Pentachlorophenol	ND	5.0		µg/L	1	3/1/2021 12:38:50 PM
Phenanthrene	ND	5.0		µg/L	1	3/1/2021 12:38:50 PM
Phenol	ND	5.0		µg/L	1	3/1/2021 12:38:50 PM
Pyrene	ND	5.0		µg/L	1	3/1/2021 12:38:50 PM
Pyridine	ND	5.0		µg/L	1	3/1/2021 12:38:50 PM
1,2,4-Trichlorobenzene	ND	5.0		µg/L	1	3/1/2021 12:38:50 PM
2,4,5-Trichlorophenol	ND	5.0		µg/L	1	3/1/2021 12:38:50 PM
2,4,6-Trichlorophenol	ND	5.0		µg/L	1	3/1/2021 12:38:50 PM
Surr: 2-Fluorophenol	8.05	15-88.8	S	%Rec	1	3/1/2021 12:38:50 PM
Surr: Phenol-d5	27.2	15-71.9		%Rec	1	3/1/2021 12:38:50 PM

Refer to the QC Summary report and sample login checklist for flagged QC data and preservation information.

Qualifiers:

- * Value exceeds Maximum Contaminant Level
- D Sample Diluted Due to Matrix
- H Holding times for preparation or analysis exceeded
- ND Not Detected at the Reporting Limit
- PQL Practical Quantitative Limit
- S % Recovery outside of range due to dilution or matrix

- B Analyte detected in the associated Method Blank
- E Value above quantitation range
- J Analyte detected below quantitation limits
- P Sample pH Not In Range
- RL Reporting Limit

Hall Environmental Analysis Laboratory, Inc.

Analytical Report

Lab Order 2102894

Date Reported: 3/26/2021

CLIENT: ██████████

Client Sample ID: Eagle Springs

Project: NM DW Testing

Collection Date: 2/19/2021 9:57:00 AM

Lab ID: 2102894-001

Matrix: AQUEOUS

Received Date: 2/19/2021 1:10:00 PM

Analyses	Result	RL	Qual	Units	DF	Date Analyzed
EPA METHOD 8270C: SEMIVOLATILES						Analyst: DAM
Surr: 2,4,6-Tribromophenol	2.66	15-97.4	S	%Rec	1	3/1/2021 12:38:50 PM
Surr: Nitrobenzene-d5	78.8	15-117		%Rec	1	3/1/2021 12:38:50 PM
Surr: 2-Fluorobiphenyl	84.0	15-100		%Rec	1	3/1/2021 12:38:50 PM
Surr: 4-Terphenyl-d14	104	15-120		%Rec	1	3/1/2021 12:38:50 PM
EPA METHOD 8260B: VOLATILES						Analyst: JMR
Benzene	ND	1.0		µg/L	1	2/23/2021 2:18:33 PM
Toluene	2.2	1.0		µg/L	1	2/23/2021 2:18:33 PM
Ethylbenzene	1.6	1.0		µg/L	1	2/23/2021 2:18:33 PM
Methyl tert-butyl ether (MTBE)	ND	1.0		µg/L	1	2/23/2021 2:18:33 PM
1,2,4-Trimethylbenzene	2.2	1.0		µg/L	1	2/23/2021 2:18:33 PM
1,3,5-Trimethylbenzene	ND	1.0		µg/L	1	2/23/2021 2:18:33 PM
1,2-Dichloroethane (EDC)	ND	1.0		µg/L	1	2/23/2021 2:18:33 PM
1,2-Dibromoethane (EDB)	ND	1.0		µg/L	1	2/23/2021 2:18:33 PM
Naphthalene	ND	2.0		µg/L	1	2/23/2021 2:18:33 PM
1-Methylnaphthalene	ND	4.0		µg/L	1	2/23/2021 2:18:33 PM
2-Methylnaphthalene	ND	4.0		µg/L	1	2/23/2021 2:18:33 PM
Acetone	15	10		µg/L	1	2/23/2021 2:18:33 PM
Bromobenzene	ND	1.0		µg/L	1	2/23/2021 2:18:33 PM
Bromodichloromethane	ND	1.0		µg/L	1	2/23/2021 2:18:33 PM
Bromoform	ND	1.0		µg/L	1	2/23/2021 2:18:33 PM
Bromomethane	ND	3.0		µg/L	1	2/23/2021 2:18:33 PM
2-Butanone	ND	10		µg/L	1	2/23/2021 2:18:33 PM
Carbon disulfide	ND	10		µg/L	1	2/23/2021 2:18:33 PM
Carbon Tetrachloride	ND	1.0		µg/L	1	2/23/2021 2:18:33 PM
Chlorobenzene	ND	1.0		µg/L	1	2/23/2021 2:18:33 PM
Chloroethane	ND	2.0		µg/L	1	2/23/2021 2:18:33 PM
Chloroform	ND	1.0		µg/L	1	2/23/2021 2:18:33 PM
Chloromethane	ND	3.0		µg/L	1	2/23/2021 2:18:33 PM
2-Chlorotoluene	ND	1.0		µg/L	1	2/23/2021 2:18:33 PM
4-Chlorotoluene	ND	1.0		µg/L	1	2/23/2021 2:18:33 PM
cis-1,2-DCE	ND	1.0		µg/L	1	2/23/2021 2:18:33 PM
cis-1,3-Dichloropropene	ND	1.0		µg/L	1	2/23/2021 2:18:33 PM
1,2-Dibromo-3-chloropropane	ND	2.0		µg/L	1	2/23/2021 2:18:33 PM
Dibromochloromethane	ND	1.0		µg/L	1	2/23/2021 2:18:33 PM
Dibromomethane	ND	1.0		µg/L	1	2/23/2021 2:18:33 PM
1,2-Dichlorobenzene	ND	1.0		µg/L	1	2/23/2021 2:18:33 PM
1,3-Dichlorobenzene	ND	1.0		µg/L	1	2/23/2021 2:18:33 PM
1,4-Dichlorobenzene	ND	1.0		µg/L	1	2/23/2021 2:18:33 PM
Dichlorodifluoromethane	ND	1.0		µg/L	1	2/23/2021 2:18:33 PM

Refer to the QC Summary report and sample login checklist for flagged QC data and preservation information.

Qualifiers:

*	Value exceeds Maximum Contaminant Level
D	Sample Diluted Due to Matrix
H	Holding times for preparation or analysis exceeded
ND	Not Detected at the Reporting Limit
PQL	Practical Quantitative Limit
S	% Recovery outside of range due to dilution or matrix

B	Analyte detected in the associated Method Blank
E	Value above quantitation range
J	Analyte detected below quantitation limits
P	Sample pH Not In Range
RL	Reporting Limit

Hall Environmental Analysis Laboratory, Inc.

Analytical Report

Lab Order 2102894

Date Reported: 3/26/2021

CLIENT: ██████████
Project: NM DW Testing
Lab ID: 2102894-001

Client Sample ID: Eagle Springs
Collection Date: 2/19/2021 9:57:00 AM
Matrix: AQUEOUS
Received Date: 2/19/2021 1:10:00 PM

Analyses	Result	RL	Qual	Units	DF	Date Analyzed
EPA METHOD 8260B: VOLATILES						Analyst: JMR
1,1-Dichloroethane	ND	1.0		µg/L	1	2/23/2021 2:18:33 PM
1,1-Dichloroethene	ND	1.0		µg/L	1	2/23/2021 2:18:33 PM
1,2-Dichloropropane	ND	1.0		µg/L	1	2/23/2021 2:18:33 PM
1,3-Dichloropropane	ND	1.0		µg/L	1	2/23/2021 2:18:33 PM
2,2-Dichloropropane	ND	2.0		µg/L	1	2/23/2021 2:18:33 PM
1,1-Dichloropropene	ND	1.0		µg/L	1	2/23/2021 2:18:33 PM
Hexachlorobutadiene	ND	1.0		µg/L	1	2/23/2021 2:18:33 PM
2-Hexanone	ND	10		µg/L	1	2/23/2021 2:18:33 PM
Isopropylbenzene	ND	1.0		µg/L	1	2/23/2021 2:18:33 PM
4-Isopropyltoluene	ND	1.0		µg/L	1	2/23/2021 2:18:33 PM
4-Methyl-2-pentanone	ND	10		µg/L	1	2/23/2021 2:18:33 PM
Methylene Chloride	ND	3.0		µg/L	1	2/23/2021 2:18:33 PM
n-Butylbenzene	ND	3.0		µg/L	1	2/23/2021 2:18:33 PM
n-Propyl benzene	ND	1.0		µg/L	1	2/23/2021 2:18:33 PM
sec-Butylbenzene	ND	1.0		µg/L	1	2/23/2021 2:18:33 PM
Styrene	ND	1.0		µg/L	1	2/23/2021 2:18:33 PM
tert-Butylbenzene	ND	1.0		µg/L	1	2/23/2021 2:18:33 PM
1,1,1,2-Tetrachloroethane	ND	1.0		µg/L	1	2/23/2021 2:18:33 PM
1,1,1,2,2-Tetrachloroethane	ND	2.0		µg/L	1	2/23/2021 2:18:33 PM
Tetrachloroethene (PCE)	ND	1.0		µg/L	1	2/23/2021 2:18:33 PM
trans-1,2-DCE	ND	1.0		µg/L	1	2/23/2021 2:18:33 PM
trans-1,3-Dichloropropene	ND	1.0		µg/L	1	2/23/2021 2:18:33 PM
1,2,3-Trichlorobenzene	ND	1.0		µg/L	1	2/23/2021 2:18:33 PM
1,2,4-Trichlorobenzene	ND	1.0		µg/L	1	2/23/2021 2:18:33 PM
1,1,1-Trichloroethane	ND	1.0		µg/L	1	2/23/2021 2:18:33 PM
1,1,2-Trichloroethane	ND	1.0		µg/L	1	2/23/2021 2:18:33 PM
Trichloroethene (TCE)	ND	1.0		µg/L	1	2/23/2021 2:18:33 PM
Trichlorofluoromethane	ND	1.0		µg/L	1	2/23/2021 2:18:33 PM
1,2,3-Trichloropropane	ND	2.0		µg/L	1	2/23/2021 2:18:33 PM
Vinyl chloride	ND	1.0		µg/L	1	2/23/2021 2:18:33 PM
Xylenes, Total	4.9	1.5		µg/L	1	2/23/2021 2:18:33 PM
Surr: 1,2-Dichloroethane-d4	90.7	70-130		%Rec	1	2/23/2021 2:18:33 PM
Surr: 4-Bromofluorobenzene	97.1	70-130		%Rec	1	2/23/2021 2:18:33 PM
Surr: Dibromofluoromethane	97.1	70-130		%Rec	1	2/23/2021 2:18:33 PM
Surr: Toluene-d8	101	70-130		%Rec	1	2/23/2021 2:18:33 PM

SM2510B: SPECIFIC CONDUCTANCE

Analyst: **JRR**

Conductivity	15000	50		µmhos/c	5	2/25/2021 11:14:28 AM
--------------	-------	----	--	---------	---	-----------------------

SM2320B: ALKALINITY

Analyst: **MH**

Refer to the QC Summary report and sample login checklist for flagged QC data and preservation information.

Qualifiers:

- * Value exceeds Maximum Contaminant Level
- D Sample Diluted Due to Matrix
- H Holding times for preparation or analysis exceeded
- ND Not Detected at the Reporting Limit
- PQL Practical Quantitative Limit
- S % Recovery outside of range due to dilution or matrix

- B Analyte detected in the associated Method Blank
- E Value above quantitation range
- J Analyte detected below quantitation limits
- P Sample pH Not In Range
- RL Reporting Limit

Hall Environmental Analysis Laboratory, Inc.

Analytical Report

Lab Order 2102894

Date Reported: 3/26/2021

CLIENT: ██████████

Client Sample ID: Eagle Springs

Project: NM DW Testing

Collection Date: 2/19/2021 9:57:00 AM

Lab ID: 2102894-001

Matrix: AQUEOUS

Received Date: 2/19/2021 1:10:00 PM

Analyses	Result	RL	Qual	Units	DF	Date Analyzed
SM2320B: ALKALINITY						Analyst: MH
Bicarbonate (As CaCO ₃)	146.6	20.00		mg/L Ca	1	2/22/2021 3:11:27 PM
Carbonate (As CaCO ₃)	ND	2.000		mg/L Ca	1	2/22/2021 3:11:27 PM
Total Alkalinity (as CaCO ₃)	146.6	20.00		mg/L Ca	1	2/22/2021 3:11:27 PM
SM2540C MOD: TOTAL DISSOLVED SOLIDS						Analyst: MH
Total Dissolved Solids	10200	20.0	*	mg/L	1	2/24/2021 8:40:00 AM

Refer to the QC Summary report and sample login checklist for flagged QC data and preservation information.

Qualifiers:

- * Value exceeds Maximum Contaminant Level
- D Sample Diluted Due to Matrix
- H Holding times for preparation or analysis exceeded
- ND Not Detected at the Reporting Limit
- PQL Practical Quantitative Limit
- S % Recovery outside of range due to dilution or matrix

- B Analyte detected in the associated Method Blank
- E Value above quantitation range
- J Analyte detected below quantitation limits
- P Sample pH Not In Range
- RL Reporting Limit

Hall Environmental Analysis Laboratory, Inc.

Analytical Report

Lab Order 2102894

Date Reported: 3/26/2021

CLIENT: ██████████

Client Sample ID: Trip Blank

Project: NM DW Testing

Collection Date:

Lab ID: 2102894-002

Matrix: TRIP BLANK

Received Date: 2/19/2021 1:10:00 PM

Analyses	Result	RL	Qual	Units	DF	Date Analyzed
EPA METHOD 8260B: VOLATILES						Analyst: JMR
Benzene	ND	1.0		µg/L	1	2/23/2021 2:47:19 PM
Toluene	ND	1.0		µg/L	1	2/23/2021 2:47:19 PM
Ethylbenzene	ND	1.0		µg/L	1	2/23/2021 2:47:19 PM
Methyl tert-butyl ether (MTBE)	ND	1.0		µg/L	1	2/23/2021 2:47:19 PM
1,2,4-Trimethylbenzene	ND	1.0		µg/L	1	2/23/2021 2:47:19 PM
1,3,5-Trimethylbenzene	ND	1.0		µg/L	1	2/23/2021 2:47:19 PM
1,2-Dichloroethane (EDC)	ND	1.0		µg/L	1	2/23/2021 2:47:19 PM
1,2-Dibromoethane (EDB)	ND	1.0		µg/L	1	2/23/2021 2:47:19 PM
Naphthalene	ND	2.0		µg/L	1	2/23/2021 2:47:19 PM
1-Methylnaphthalene	ND	4.0		µg/L	1	2/23/2021 2:47:19 PM
2-Methylnaphthalene	ND	4.0		µg/L	1	2/23/2021 2:47:19 PM
Acetone	ND	10		µg/L	1	2/23/2021 2:47:19 PM
Bromobenzene	ND	1.0		µg/L	1	2/23/2021 2:47:19 PM
Bromodichloromethane	ND	1.0		µg/L	1	2/23/2021 2:47:19 PM
Bromoform	ND	1.0		µg/L	1	2/23/2021 2:47:19 PM
Bromomethane	ND	3.0		µg/L	1	2/23/2021 2:47:19 PM
2-Butanone	ND	10		µg/L	1	2/23/2021 2:47:19 PM
Carbon disulfide	ND	10		µg/L	1	2/23/2021 2:47:19 PM
Carbon Tetrachloride	ND	1.0		µg/L	1	2/23/2021 2:47:19 PM
Chlorobenzene	ND	1.0		µg/L	1	2/23/2021 2:47:19 PM
Chloroethane	ND	2.0		µg/L	1	2/23/2021 2:47:19 PM
Chloroform	ND	1.0		µg/L	1	2/23/2021 2:47:19 PM
Chloromethane	ND	3.0		µg/L	1	2/23/2021 2:47:19 PM
2-Chlorotoluene	ND	1.0		µg/L	1	2/23/2021 2:47:19 PM
4-Chlorotoluene	ND	1.0		µg/L	1	2/23/2021 2:47:19 PM
cis-1,2-DCE	ND	1.0		µg/L	1	2/23/2021 2:47:19 PM
cis-1,3-Dichloropropene	ND	1.0		µg/L	1	2/23/2021 2:47:19 PM
1,2-Dibromo-3-chloropropane	ND	2.0		µg/L	1	2/23/2021 2:47:19 PM
Dibromochloromethane	ND	1.0		µg/L	1	2/23/2021 2:47:19 PM
Dibromomethane	ND	1.0		µg/L	1	2/23/2021 2:47:19 PM
1,2-Dichlorobenzene	ND	1.0		µg/L	1	2/23/2021 2:47:19 PM
1,3-Dichlorobenzene	ND	1.0		µg/L	1	2/23/2021 2:47:19 PM
1,4-Dichlorobenzene	ND	1.0		µg/L	1	2/23/2021 2:47:19 PM
Dichlorodifluoromethane	ND	1.0		µg/L	1	2/23/2021 2:47:19 PM
1,1-Dichloroethane	ND	1.0		µg/L	1	2/23/2021 2:47:19 PM
1,1-Dichloroethene	ND	1.0		µg/L	1	2/23/2021 2:47:19 PM
1,2-Dichloropropane	ND	1.0		µg/L	1	2/23/2021 2:47:19 PM
1,3-Dichloropropane	ND	1.0		µg/L	1	2/23/2021 2:47:19 PM
2,2-Dichloropropane	ND	2.0		µg/L	1	2/23/2021 2:47:19 PM

Refer to the QC Summary report and sample login checklist for flagged QC data and preservation information.

Qualifiers:

- * Value exceeds Maximum Contaminant Level
- D Sample Diluted Due to Matrix
- H Holding times for preparation or analysis exceeded
- ND Not Detected at the Reporting Limit
- PQL Practical Quantitative Limit
- S % Recovery outside of range due to dilution or matrix

- B Analyte detected in the associated Method Blank
- E Value above quantitation range
- J Analyte detected below quantitation limits
- P Sample pH Not In Range
- RL Reporting Limit

Hall Environmental Analysis Laboratory, Inc.

Analytical Report

Lab Order 2102894

Date Reported: 3/26/2021

CLIENT: ██████████

Client Sample ID: Trip Blank

Project: NM DW Testing

Collection Date:

Lab ID: 2102894-002

Matrix: TRIP BLANK

Received Date: 2/19/2021 1:10:00 PM

Analyses	Result	RL	Qual	Units	DF	Date Analyzed
EPA METHOD 8260B: VOLATILES						Analyst: JMR
1,1-Dichloropropene	ND	1.0		µg/L	1	2/23/2021 2:47:19 PM
Hexachlorobutadiene	ND	1.0		µg/L	1	2/23/2021 2:47:19 PM
2-Hexanone	ND	10		µg/L	1	2/23/2021 2:47:19 PM
Isopropylbenzene	ND	1.0		µg/L	1	2/23/2021 2:47:19 PM
4-Isopropyltoluene	ND	1.0		µg/L	1	2/23/2021 2:47:19 PM
4-Methyl-2-pentanone	ND	10		µg/L	1	2/23/2021 2:47:19 PM
Methylene Chloride	ND	3.0		µg/L	1	2/23/2021 2:47:19 PM
n-Butylbenzene	ND	3.0		µg/L	1	2/23/2021 2:47:19 PM
n-Propyl benzene	ND	1.0		µg/L	1	2/23/2021 2:47:19 PM
sec-Butylbenzene	ND	1.0		µg/L	1	2/23/2021 2:47:19 PM
Styrene	ND	1.0		µg/L	1	2/23/2021 2:47:19 PM
tert-Butylbenzene	ND	1.0		µg/L	1	2/23/2021 2:47:19 PM
1,1,1,2-Tetrachloroethane	ND	1.0		µg/L	1	2/23/2021 2:47:19 PM
1,1,2,2-Tetrachloroethane	ND	2.0		µg/L	1	2/23/2021 2:47:19 PM
Tetrachloroethene (PCE)	ND	1.0		µg/L	1	2/23/2021 2:47:19 PM
trans-1,2-DCE	ND	1.0		µg/L	1	2/23/2021 2:47:19 PM
trans-1,3-Dichloropropene	ND	1.0		µg/L	1	2/23/2021 2:47:19 PM
1,2,3-Trichlorobenzene	ND	1.0		µg/L	1	2/23/2021 2:47:19 PM
1,2,4-Trichlorobenzene	ND	1.0		µg/L	1	2/23/2021 2:47:19 PM
1,1,1-Trichloroethane	ND	1.0		µg/L	1	2/23/2021 2:47:19 PM
1,1,2-Trichloroethane	ND	1.0		µg/L	1	2/23/2021 2:47:19 PM
Trichloroethene (TCE)	ND	1.0		µg/L	1	2/23/2021 2:47:19 PM
Trichlorofluoromethane	ND	1.0		µg/L	1	2/23/2021 2:47:19 PM
1,2,3-Trichloropropane	ND	2.0		µg/L	1	2/23/2021 2:47:19 PM
Vinyl chloride	ND	1.0		µg/L	1	2/23/2021 2:47:19 PM
Xylenes, Total	ND	1.5		µg/L	1	2/23/2021 2:47:19 PM
Surr: 1,2-Dichloroethane-d4	88.2	70-130		%Rec	1	2/23/2021 2:47:19 PM
Surr: 4-Bromofluorobenzene	100	70-130		%Rec	1	2/23/2021 2:47:19 PM
Surr: Dibromofluoromethane	97.2	70-130		%Rec	1	2/23/2021 2:47:19 PM
Surr: Toluene-d8	101	70-130		%Rec	1	2/23/2021 2:47:19 PM

Refer to the QC Summary report and sample login checklist for flagged QC data and preservation information.

Qualifiers:

- * Value exceeds Maximum Contaminant Level
- D Sample Diluted Due to Matrix
- H Holding times for preparation or analysis exceeded
- ND Not Detected at the Reporting Limit
- PQL Practical Quantitative Limit
- S % Recovery outside of range due to dilution or matrix

- B Analyte detected in the associated Method Blank
- E Value above quantitation range
- J Analyte detected below quantitation limits
- P Sample pH Not In Range
- RL Reporting Limit

Hall Environmental Analysis Laboratory

Sample Delivery Group: L1320608
Samples Received: 02/26/2021
Project Number:
Description:

Report To: Jackie Bolte

Entire Report Reviewed By:



John Hawkins
Project Manager

Results relate only to the items tested or calibrated and are reported as rounded values. This test report shall not be reproduced, except in full, without written approval of the laboratory. Where applicable, sampling conducted by Pace Analytical National is performed per guidance provided in laboratory standard operating procedures ENV-SOP-MTJL-0067 and ENV-SOP-MTJL-0068. Where sampling conducted by the customer, results relate to the accuracy of the information provided, and as the samples are received.

Pace Analytical National12065 Lebanon Rd Mount Juliet, TN 37122 615-758-5858 800-767-5859 www.pacenational.com

TABLE OF CONTENTS

Cp: Cover Page	1	¹Cp
Tc: Table of Contents	2	
Ss: Sample Summary	3	²Tc
Cn: Case Narrative	4	
Sr: Sample Results	5	³Ss
210289-001F EAGLE SPRINGS L1320608-01	5	
210289-001G EAGLE SPRINGS L1320608-02	6	⁴Cn
Qc: Quality Control Summary	7	⁵Sr
Radiochemistry by Method 900	7	
Radiochemistry by Method 904	8	⁶Qc
Radiochemistry by Method SM7500Ra B M	9	
Gl: Glossary of Terms	10	⁷Gl
Al: Accreditations & Locations	11	⁸Al
Sc: Sample Chain of Custody	12	⁹Sc

SAMPLE SUMMARY

				Collected by	Collected date/time	Received date/time
210289-001F EAGLE SPRINGS L1320608-01 Non-Potable Water					02/19/21 09:57	02/26/21 10:20
Method	Batch	Dilution	Preparation date/time	Analysis date/time	Analyst	Location
Radiochemistry by Method 900	WG1629596	1	03/09/21 13:08	03/10/21 17:12	JMR	Mt. Juliet, TN

- 1
Cp
- 2
Tc
- 3
Ss
- 4
Cn
- 5
Sr
- 6
Qc
- 7
Gl
- 8
Al
- 9
Sc

				Collected by	Collected date/time	Received date/time
210289-001G EAGLE SPRINGS L1320608-02 Non-Potable Water					02/19/21 09:57	02/26/21 10:20
Method	Batch	Dilution	Preparation date/time	Analysis date/time	Analyst	Location
Radiochemistry by Method 904	WG1635388	1	03/17/21 11:41	03/22/21 09:25	JMR	Mt. Juliet, TN
Radiochemistry by Method SM7500Ra B M	WG1634705	1	03/15/21 14:26	03/16/21 16 08	RRE	Mt. Juliet, TN

CASE NARRATIVE

All sample aliquots were received at the correct temperature, in the proper containers, with the appropriate preservatives, and within method specified holding times, unless qualified or notated within the report. Where applicable, all MDL (LOD) and RDL (LOQ) values reported for environmental samples have been corrected for the dilution factor used in the analysis. All radiochemical sample results for solids are reported on a dry weight basis with the exception of tritium, carbon-14 and radon, unless wet weight was requested by the client. All Method and Batch Quality Control are within established criteria except where addressed in this case narrative, a non-conformance form or properly qualified within the sample results. By my digital signature below, I affirm to the best of my knowledge, all problems/anomalies observed by the laboratory as having the potential to affect the quality of the data have been identified by the laboratory, and no information or data have been knowingly withheld that would affect the quality of the data.



John Hawkins
Project Manager

¹ Cp

² Tc

³ Ss

⁴ Cn

⁵ Sr

⁶ Qc

⁷ Gl

⁸ Al

⁹ Sc

Radiochemistry by Method 900

Analyte	Result pCi/l	Qualifier	Uncertainty + / -	MDA pCi/l	Analysis Date date / time	Batch
GROSS ALPHA	-4.15	<u>U</u>	18.6	30.8	03/10/2021 17:12	WG1629596
GROSS BETA	-7.74	<u>U</u>	30.3	45.5	03/10/2021 17:12	WG1629596

- ¹Cp
- ²Tc
- ³Ss
- ⁴Cn
- ⁵Sr
- ⁶Qc
- ⁷Gl
- ⁸Al
- ⁹Sc

Radiochemistry by Method 904

Analyte	Result pCi/l	Qualifier	Uncertainty + / -	MDA pCi/l	Analysis Date date / time	Batch
RADIUM-228	3.61		0.415	0.71	03/22/2021 09:25	WG1635388
(T) Barium	102			62.0-143	03/22/2021 09:25	WG1635388
(T) Yttrium	105			79.0-136	03/22/2021 09:25	WG1635388

Radiochemistry by Method SM7500Ra B M

Analyte	Result pCi/l	Qualifier	Uncertainty + / -	MDA pCi/l	Analysis Date date / time	Batch
RADIUM-226	3.48		0.843	0.436	03/16/2021 16:08	WG1634705
(T) Barium-133	71.4			30.0-143	03/16/2021 16:08	WG1634705

- 1 Cp
- 2 Tc
- 3 Ss
- 4 Cn
- 5 Sr
- 6 Qc
- 7 Gl
- 8 Al
- 9 Sc

Method Blank (MB)

(MB) R3629708-5 03/10/21 17:12

Analyte	MB Result pCi/l	MB Qualifier	MB MDA pCi/l
GROSS ALPHA	0.0448	U	0.466
GROSS BETA	-0.750	U	1.26

L1318552-01 Original Sample (OS) • Duplicate (DUP)

(OS) L1318552-01 03/10/21 17:12 • (DUP) R3629708-4 03/10/21 13:49

Analyte	Original Result pCi/l	DUP Result pCi/l	Dilution	DUP RPD %	DUP RER	DUP Qualifier	DUP RPD Limits	DUP RER Limit
GROSS ALPHA	3.32	5.69	1	52.5	0.927		20	3
GROSS BETA	1.82	1.74	1	4.45	0.0333	J	20	3

Laboratory Control Sample (LCS)

(LCS) R3629708-1 03/10/21 13:49

Analyte	Spike Amount pCi/l	LCS Result pCi/l	LCS Rec. %	Rec. Limits %	LCS Qualifier
GROSS ALPHA	15.0	14.9	99.1	80.0-120	
GROSS BETA	32.3	30.6	94.8	80.0-120	

L1318494-01 Original Sample (OS) • Matrix Spike (MS) • Matrix Spike Duplicate (MSD)

(OS) L1318494-01 03/10/21 13:49 • (MS) R3629708-2 03/10/21 13:49 • (MSD) R3629708-3 03/10/21 13:49

Analyte	Spike Amount pCi/l	Original Result pCi/l	MS Result pCi/l	MSD Result pCi/l	MS Rec. %	MSD Rec. %	Dilution	Rec. Limits %	MS Qualifier	MSD Qualifier	RPD %	MS RER	RPD Limits %
GROSS ALPHA	18.8	0.898	15.7	15.8	78.9	79.5	1	70.0-130			0.697		20
GROSS BETA	40.4	-0.948	43.0	46.8	106	116	1	70.0-130			8.33		20

¹Cp

²Tc

³Ss

⁴Cn

⁵Sr

⁶Qc

⁷Gl

⁸Al

⁹Sc

Method Blank (MB)

(MB) R3634683-1 03/22/21 09:25

Analyte	MB Result pCi/l	MB Qualifier	MB MDA pCi/l
Radium-228	-0.442	<u>U</u>	0.455
(T) Barium	105		
(T) Yttrium	102		

¹Cp

²Tc

³Ss

⁴Cn

⁵Sr

⁶Qc

⁷Gl

⁸Al

⁹Sc

L1320778-01 Original Sample (OS) • Duplicate (DUP)

(OS) L1320778-01 03/22/21 09:25 • (DUP) R3634683-5 03/22/21 09:25

Analyte	Original Result pCi/l	DUP Result pCi/l	Dilution	DUP RPD %	DUP RER	DUP Qualifier	DUP RPD Limits	DUP RER Limit
Radium-228	1.06	0.761	1	33.0	0.503	<u>J</u>	20	3
(T) Barium	96.8	99.3						
(T) Yttrium	110	109						

Laboratory Control Sample (LCS)

(LCS) R3634683-2 03/22/21 09:25

Analyte	Spike Amount pCi/l	LCS Result pCi/l	LCS Rec. %	Rec. Limits %	LCS Qualifier
Radium-228	5.00	5.66	113	80.0-120	
(T) Barium			99.4		
(T) Yttrium			110		

L1320780-01 Original Sample (OS) • Matrix Spike (MS) • Matrix Spike Duplicate (MSD)

(OS) L1320780-01 03/22/21 09:25 • (MS) R3634683-3 03/22/21 09:25 • (MSD) R3634683-4 03/22/21 09:25

Analyte	Spike Amount pCi/l	Original Result pCi/l	MS Result pCi/l	MSD Result pCi/l	MS Rec. %	MSD Rec. %	Dilution	Rec. Limits %	MS Qualifier	MSD Qualifier	RPD %	MS RER	RPD Limits %
Radium-228	10.0	1.27	11.6	12.1	103	108	1	70.0-130			4.15		20
(T) Barium		97.1			96.3	92.0							
(T) Yttrium		107			91.2	105							

Method Blank (MB)

(MB) R3633093-1 03/16/21 16:08

Analyte	MB Result pCi/l	MB Qualifier	MB MDA pCi/l
Radium-226	-0.00647	<u>U</u>	0.0815
(T) Barium-133	88.4		

¹Cp

²Tc

³Ss

⁴Cn

⁵Sr

⁶Qc

⁷Gl

⁸Al

⁹Sc

L1324512-13 Original Sample (OS) • Duplicate (DUP)

(OS) L1324512-13 03/16/21 17:08 • (DUP) R3633093-5 03/16/21 16:08

Analyte	Original Result pCi/l	DUP Result pCi/l	Dilution	DUP RPD %	DUP RER	DUP Qualifier	DUP RPD Limits %	DUP RER Limit
Radium-226	0.196	0.271	1	31.9	0.203	<u>J</u>	20	3
(T) Barium-133	76.1	82.3						

Laboratory Control Sample (LCS)

(LCS) R3633093-2 03/16/21 16:08

Analyte	Spike Amount pCi/l	LCS Result pCi/l	LCS Rec. %	Rec. Limits %	LCS Qualifier
Radium-226	5.02	5.47	109	80.0-120	
(T) Barium-133			94.1		

L1324512-12 Original Sample (OS) • Matrix Spike (MS) • Matrix Spike Duplicate (MSD)

(OS) L1324512-12 03/16/21 17:08 • (MS) R3633093-3 03/16/21 16:08 • (MSD) R3633093-4 03/16/21 16:08

Analyte	Spike Amount pCi/l	Original Result pCi/l	MS Result pCi/l	MSD Result pCi/l	MS Rec. %	MSD Rec. %	Dilution	Rec. Limits %	MS Qualifier	MSD Qualifier	RPD %	MS RER	RPD Limits %
Radium-226	20.1	0.503	21.3	25.3	104	123	1	75.0-125			17.2		20
(T) Barium-133		76.9			95.2	88.9							

GLOSSARY OF TERMS

Guide to Reading and Understanding Your Laboratory Report

The information below is designed to better explain the various terms used in your report of analytical results from the Laboratory. This is not intended as a comprehensive explanation, and if you have additional questions please contact your project representative.

Results Disclaimer - Information that may be provided by the customer, and contained within this report, include Permit Limits, Project Name, Sample ID, Sample Matrix, Sample Preservation, Field Blanks, Field Spikes, Field Duplicates, On-Site Data, Sampling Collection Dates/Times, and Sampling Location. Results relate to the accuracy of this information provided, and as the samples are received.

Abbreviations and Definitions

MDA	Minimum Detectable Activity.
Rec.	Recovery.
RER	Replicate Error Ratio.
RPD	Relative Percent Difference.
SDG	Sample Delivery Group.
(T)	Tracer - A radioisotope of known concentration added to a solution of chemically equivalent radioisotopes at a known concentration to assist in monitoring the yield of the chemical separation.
Analyte	The name of the particular compound or analysis performed. Some Analyses and Methods will have multiple analytes reported.
Dilution	If the sample matrix contains an interfering material, the sample preparation volume or weight values differ from the standard, or if concentrations of analytes in the sample are higher than the highest limit of concentration that the laboratory can accurately report, the sample may be diluted for analysis. If a value different than 1 is used in this field, the result reported has already been corrected for this factor.
Limits	These are the target % recovery ranges or % difference value that the laboratory has historically determined as normal for the method and analyte being reported. Successful QC Sample analysis will target all analytes recovered or duplicated within these ranges.
Original Sample	The non-spiked sample in the prep batch used to determine the Relative Percent Difference (RPD) from a quality control sample. The Original Sample may not be included within the reported SDG.
Qualifier	This column provides a letter and/or number designation that corresponds to additional information concerning the result reported. If a Qualifier is present, a definition per Qualifier is provided within the Glossary and Definitions page and potentially a discussion of possible implications of the Qualifier in the Case Narrative if applicable.
Result	The actual analytical final result (corrected for any sample specific characteristics) reported for your sample. If there was no measurable result returned for a specific analyte, the result in this column may state "ND" (Not Detected) or "BDL" (Below Detectable Levels). The information in the results column should always be accompanied by either an MDL (Method Detection Limit) or RDL (Reporting Detection Limit) that defines the lowest value that the laboratory could detect or report for this analyte.
Uncertainty (Radiochemistry)	Confidence level of 2 sigma.
Case Narrative (Cn)	A brief discussion about the included sample results, including a discussion of any non-conformances to protocol observed either at sample receipt by the laboratory from the field or during the analytical process. If present, there will be a section in the Case Narrative to discuss the meaning of any data qualifiers used in the report.
Quality Control Summary (Qc)	This section of the report includes the results of the laboratory quality control analyses required by procedure or analytical methods to assist in evaluating the validity of the results reported for your samples. These analyses are not being performed on your samples typically, but on laboratory generated material.
Sample Chain of Custody (Sc)	This is the document created in the field when your samples were initially collected. This is used to verify the time and date of collection, the person collecting the samples, and the analyses that the laboratory is requested to perform. This chain of custody also documents all persons (excluding commercial shippers) that have had control or possession of the samples from the time of collection until delivery to the laboratory for analysis.
Sample Results (Sr)	This section of your report will provide the results of all testing performed on your samples. These results are provided by sample ID and are separated by the analyses performed on each sample. The header line of each analysis section for each sample will provide the name and method number for the analysis reported.
Sample Summary (Ss)	This section of the Analytical Report defines the specific analyses performed for each sample ID, including the dates and times of preparation and/or analysis.

Qualifier Description

J	The identification of the analyte is acceptable; the reported value is an estimate.
U	Below Detectable Limits: Indicates that the analyte was not detected.

1 Cp

2 Tc

3 Ss

4 Cn

5 Sr

6 Qc

7 Gl

8 Al

9 Sc

ACCREDITATIONS & LOCATIONS

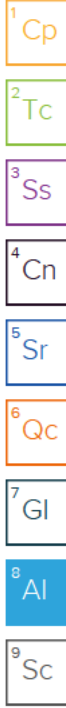
Pace Analytical National 12065 Lebanon Rd Mount Juliet, TN 37122

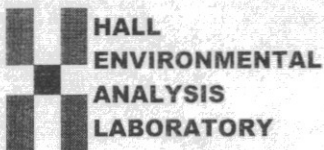
Alabama	40660	Nebraska	NE-OS-15-05
Alaska	17-026	Nevada	TN000032021-1
Arizona	AZ0612	New Hampshire	2975
Arkansas	88-0469	New Jersey-NELAP	TN002
California	2932	New Mexico ¹	TN00003
Colorado	TN00003	New York	11742
Connecticut	PH-0197	North Carolina	Env375
Florida	E87487	North Carolina ¹	DW21704
Georgia	NELAP	North Carolina ³	41
Georgia ¹	923	North Dakota	R-140
Idaho	TN00003	Ohio-VAP	CL0069
Illinois	200008	Oklahoma	9915
Indiana	C-TN-01	Oregon	TN200002
Iowa	364	Pennsylvania	68-02979
Kansas	E-10277	Rhode Island	LA000356
Kentucky ^{1,6}	KY90010	South Carolina	84004002
Kentucky ²	16	South Dakota	n/a
Louisiana	AI30792	Tennessee ^{1,4}	2006
Louisiana	LA018	Texas	T104704245-20-18
Maine	TN00003	Texas ⁵	LAB0152
Maryland	324	Utah	TN000032021-11
Massachusetts	M-TN003	Vermont	VT2006
Michigan	9958	Virginia	110033
Minnesota	047-999-395	Washington	C847
Mississippi	TN00003	West Virginia	233
Missouri	340	Wisconsin	998093910
Montana	CERT0086	Wyoming	A2LA
A2LA – ISO 17025	1461.01	AIHA-LAP, LLC EMLAP	100789
A2LA – ISO 17025 ⁵	1461.02	DOD	1461.01
Canada	1461.01	USDA	P330-15-00234
EPA-Crypto	TN00003		

¹ Drinking Water ² Underground Storage Tanks ³ Aquatic Toxicity ⁴ Chemical/Microbiological ⁵ Mold ⁶ Wastewater n/a Accreditation not applicable

* Not all certifications held by the laboratory are applicable to the results reported in the attached report.

* Accreditation is only applicable to the test methods specified on each scope of accreditation held by Pace Analytical.





CHAIN OF CUSTODY RECORD

PAGE: 1 OF 1

Hall Environmental Analysis Laboratory
 4901 Hawkins NE
 Albuquerque, NM 87109
 TEL: 505-345-3975
 FAX: 505-345-4107
 Website: clients.hallenvironmental.com

G241

SUB CONTRACTOR: Pace TN		COMPANY: PACE TN		PHONE: (800) 767-5859	FAX: (615) 758-5859		
ADDRESS: 12065 Lebanon Rd				ACCOUNT #:	EMAIL:		
CITY, STATE, ZIP: Mt. Juliet, TN 37122							
ITEM	SAMPLE	CLIENT SAMPLE ID	BOTTLE TYPE	MATRIX	COLLECTION DATE	# CONTAINERS	ANALYTICAL COMMENTS
1	2102894-001F	Eagle Springs	1LHDPEHNO	Aqueous	2/19/2021 9:57:00 AM	2	Gross Alpha/Beta GW <2 1320608-01
2	2102894-001G	Eagle Springs	1LHDPEHNO	Aqueous	2/19/2021 9:57:00 AM	2	Ra 226/228 GW <2 02

Sample Receipt Checklist

COC Seal Present/Intact: Y N If Applicable

COC Signed/Accurate: Y N VOA Zero Headspace: Y N

Bottles arrive intact: Y N Pres. Correct/Check: Y N

Correct bottles used: Y N

Sufficient volume sent: Y N

RAD Screen <0.5 mR/hr: Y N

SPECIAL INSTRUCTIONS / COMMENTS:

Please include the LAB ID and the CLIENT SAMPLE ID on all final reports. Please e-mail results to lab@hallenvironmental.com. Please return all coolers and blue ice. Thank you.

Relinquished By: <i>[Signature]</i>	Date: 2/19/2021	Time: 1:53 PM	Received By: <i>Pauley Miller</i>	Date: 2/24/21	Time: 10:20	REPORT TRANSMITTAL DESIRED: <input type="checkbox"/> HARDCOPY (extra cost) <input type="checkbox"/> FAX <input type="checkbox"/> EMAIL <input type="checkbox"/> ONLINE FOR LAB USE ONLY Temp of samples: <i>48-124.7KAZ</i> Attempt to Cool? _____ Comments: <i>COCST</i>
Relinquished By:	Date:	Time:	Received By:	Date:	Time:	
Relinquished By:	Date:	Time:	Received By:	Date:	Time:	
TAT: Standard <input checked="" type="checkbox"/> RUSH Next BD <input type="checkbox"/> 2nd BD <input type="checkbox"/> 3rd BD <input type="checkbox"/>						

QC SUMMARY REPORT

Hall Environmental Analysis Laboratory, Inc.

WO#: 2102894

26-Mar-21

Client: XXXXXXXXXX
Project: NM DW Testing

Sample ID: MB-58277	SampType: MBLK	TestCode: EPA Method 200.7: Metals								
Client ID: PBW	Batch ID: 58277	RunNo: 75498								
Prep Date: 2/23/2021	Analysis Date: 2/24/2021	SeqNo: 2668198	Units: mg/L							
Analyte	Result	PQL	SPK value	SPK Ref Val	%REC	LowLimit	HighLimit	%RPD	RPDLimit	Qual
Aluminum	ND	0.020								
Barium	ND	0.0030								
Boron	ND	0.040								
Calcium	ND	1.0								
Chromium	ND	0.0060								
Iron	ND	0.050								
Magnesium	ND	1.0								
Manganese	ND	0.0020								
Nickel	ND	0.010								
Potassium	ND	1.0								
Silver	ND	0.0050								
Sodium	ND	1.0								
Zinc	ND	0.010								

Sample ID: LLCS-58277	SampType: LCSSL	TestCode: EPA Method 200.7: Metals								
Client ID: BatchQC	Batch ID: 58277	RunNo: 75498								
Prep Date: 2/23/2021	Analysis Date: 2/24/2021	SeqNo: 2668200	Units: mg/L							
Analyte	Result	PQL	SPK value	SPK Ref Val	%REC	LowLimit	HighLimit	%RPD	RPDLimit	Qual
Aluminum	ND	0.020	0.01000	0	135	50	150			
Barium	ND	0.0030	0.002000	0	129	50	150			
Boron	0.043	0.040	0.04000	0	106	50	150			
Calcium	ND	1.0	0.5000	0	104	50	150			
Chromium	ND	0.0060	0.006000	0	97.7	50	150			
Iron	ND	0.050	0.02000	0	123	50	150			
Magnesium	ND	1.0	0.5000	0	102	50	150			
Manganese	0.0021	0.0020	0.002000	0	105	50	150			
Nickel	ND	0.010	0.005000	0	118	50	150			
Potassium	ND	1.0	0.5000	0	98.2	50	150			
Sodium	ND	1.0	0.5000	0	106	50	150			
Zinc	0.012	0.010	0.01000	0	116	50	150			

Sample ID: LCS-58277	SampType: LCS	TestCode: EPA Method 200.7: Metals								
Client ID: LCSW	Batch ID: 58277	RunNo: 75498								
Prep Date: 2/23/2021	Analysis Date: 2/24/2021	SeqNo: 2668202	Units: mg/L							
Analyte	Result	PQL	SPK value	SPK Ref Val	%REC	LowLimit	HighLimit	%RPD	RPDLimit	Qual
Aluminum	0.57	0.020	0.5000	0	113	85	115			
Barium	0.52	0.0030	0.5000	0	105	85	115			
Boron	0.56	0.040	0.5000	0	111	85	115			

Qualifiers:

- | | |
|---|---|
| * Value exceeds Maximum Contaminant Level | B Analyte detected in the associated Method Blank |
| D Sample Diluted Due to Matrix | E Value above quantitation range |
| H Holding times for preparation or analysis exceeded | J Analyte detected below quantitation limits |
| ND Not Detected at the Reporting Limit | P Sample pH Not In Range |
| PQL Practical Quantitative Limit | RL Reporting Limit |
| S % Recovery outside of range due to dilution or matrix | |

QC SUMMARY REPORT

Hall Environmental Analysis Laboratory, Inc.

WO#: 2102894

26-Mar-21

Client: ██████████
Project: NM DW Testing

Sample ID: LCS-58277	SampType: LCS		TestCode: EPA Method 200.7: Metals							
Client ID: LCSW	Batch ID: 58277		RunNo: 75498							
Prep Date: 2/23/2021	Analysis Date: 2/24/2021		SeqNo: 2668202		Units: mg/L					
Analyte	Result	PQL	SPK value	SPK Ref Val	%REC	LowLimit	HighLimit	%RPD	RPDLimit	Qual
Calcium	51	1.0	50.00	0	101	85	115			
Chromium	0.53	0.0060	0.5000	0	105	85	115			
Iron	0.50	0.050	0.5000	0	101	85	115			
Magnesium	51	1.0	50.00	0	102	85	115			
Manganese	0.51	0.0020	0.5000	0	102	85	115			
Nickel	0.51	0.010	0.5000	0	102	85	115			
Potassium	52	1.0	50.00	0	104	85	115			
Silver	0.12	0.0050	0.1000	0	116	85	115			S
Sodium	52	1.0	50.00	0	104	85	115			
Zinc	0.52	0.010	0.5000	0	104	85	115			

Sample ID: LLCS-58277	SampType: LCSLL		TestCode: EPA Method 200.7: Metals							
Client ID: BatchQC	Batch ID: 58277		RunNo: 75498							
Prep Date: 2/23/2021	Analysis Date: 2/24/2021		SeqNo: 2668237		Units: mg/L					
Analyte	Result	PQL	SPK value	SPK Ref Val	%REC	LowLimit	HighLimit	%RPD	RPDLimit	Qual
Silver	0.0050	0.0050	0.005000	0	101	50	150			

Sample ID: MB-58277	SampType: MBLK		TestCode: EPA Method 200.7: Metals							
Client ID: PBW	Batch ID: 58277		RunNo: 75525							
Prep Date: 2/23/2021	Analysis Date: 2/25/2021		SeqNo: 2669608		Units: mg/L					
Analyte	Result	PQL	SPK value	SPK Ref Val	%REC	LowLimit	HighLimit	%RPD	RPDLimit	Qual
Silver	ND	0.0050								

Sample ID: LLCS-58277	SampType: LCSLL		TestCode: EPA Method 200.7: Metals							
Client ID: BatchQC	Batch ID: 58277		RunNo: 75525							
Prep Date: 2/23/2021	Analysis Date: 2/25/2021		SeqNo: 2669609		Units: mg/L					
Analyte	Result	PQL	SPK value	SPK Ref Val	%REC	LowLimit	HighLimit	%RPD	RPDLimit	Qual
Silver	0.0057	0.0050	0.005000	0	113	50	150			

Sample ID: LCS-58277	SampType: LCS		TestCode: EPA Method 200.7: Metals							
Client ID: LCSW	Batch ID: 58277		RunNo: 75525							
Prep Date: 2/23/2021	Analysis Date: 2/25/2021		SeqNo: 2669610		Units: mg/L					
Analyte	Result	PQL	SPK value	SPK Ref Val	%REC	LowLimit	HighLimit	%RPD	RPDLimit	Qual
Silver	0.10	0.0050	0.1000	0	104	85	115			

Qualifiers:

- * Value exceeds Maximum Contaminant Level
- D Sample Diluted Due to Matrix
- H Holding times for preparation or analysis exceeded
- ND Not Detected at the Reporting Limit
- PQL Practical Quantitative Limit
- S % Recovery outside of range due to dilution or matrix
- B Analyte detected in the associated Method Blank
- E Value above quantitation range
- J Analyte detected below quantitation limits
- P Sample pH Not In Range
- RL Reporting Limit

QC SUMMARY REPORT

Hall Environmental Analysis Laboratory, Inc.

WO#: 2102894

26-Mar-21

Client: ██████████
Project: NM DW Testing

Sample ID: MB-58277	SampType: MBLK	TestCode: EPA 200.8: Metals								
Client ID: PBW	Batch ID: 58277	RunNo: 75535								
Prep Date: 2/23/2021	Analysis Date: 2/25/2021	SeqNo: 2669885 Units: mg/L								
Analyte	Result	PQL	SPK value	SPK Ref Val	%REC	LowLimit	HighLimit	%RPD	RPDLimit	Qual
Antimony	ND	0.0010								
Arsenic	ND	0.0010								
Beryllium	ND	0.0010								
Cadmium	ND	0.00050								
Copper	ND	0.0010								
Lead	ND	0.00050								
Selenium	ND	0.0010								
Thallium	ND	0.00025								
Uranium	ND	0.00050								

Sample ID: MSLLCS-58277	SampType: LCSLL	TestCode: EPA 200.8: Metals								
Client ID: BatchQC	Batch ID: 58277	RunNo: 75535								
Prep Date: 2/23/2021	Analysis Date: 2/25/2021	SeqNo: 2669886 Units: mg/L								
Analyte	Result	PQL	SPK value	SPK Ref Val	%REC	LowLimit	HighLimit	%RPD	RPDLimit	Qual
Antimony	ND	0.0010	0.001000	0	79.1	50	150			
Arsenic	ND	0.0010	0.001000	0	84.4	50	150			
Beryllium	ND	0.0010	0.001000	0	89.7	50	150			
Cadmium	ND	0.00050	0.0005000	0	98.9	50	150			
Copper	ND	0.0010	0.001000	0	97.1	50	150			
Lead	ND	0.00050	0.0005000	0	98.7	50	150			
Selenium	0.0010	0.0010	0.001000	0	103	50	150			
Uranium	ND	0.00050	0.0005000	0	92.5	50	150			

Sample ID: MSLCS-58277	SampType: LCS	TestCode: EPA 200.8: Metals								
Client ID: LCSW	Batch ID: 58277	RunNo: 75535								
Prep Date: 2/23/2021	Analysis Date: 2/25/2021	SeqNo: 2669887 Units: mg/L								
Analyte	Result	PQL	SPK value	SPK Ref Val	%REC	LowLimit	HighLimit	%RPD	RPDLimit	Qual
Antimony	0.025	0.0010	0.02500	0	101	85	115			
Arsenic	0.025	0.0010	0.02500	0	98.2	85	115			
Beryllium	0.026	0.0010	0.02500	0	104	85	115			
Cadmium	0.012	0.00050	0.01250	0	99.8	85	115			
Copper	0.024	0.0010	0.02500	0	97.2	85	115			
Lead	0.012	0.00050	0.01250	0	97.0	85	115			
Selenium	0.024	0.0010	0.02500	0	95.0	85	115			
Thallium	0.012	0.00025	0.01250	0	97.1	85	115			
Uranium	0.012	0.00050	0.01250	0	95.3	85	115			

Qualifiers:

- * Value exceeds Maximum Contaminant Level
- D Sample Diluted Due to Matrix
- H Holding times for preparation or analysis exceeded
- ND Not Detected at the Reporting Limit
- PQL Practical Quantitative Limit
- S % Recovery outside of range due to dilution or matrix
- B Analyte detected in the associated Method Blank
- E Value above quantitation range
- J Analyte detected below quantitation limits
- P Sample pH Not In Range
- RL Reporting Limit

QC SUMMARY REPORT

Hall Environmental Analysis Laboratory, Inc.

WO#: 2102894

26-Mar-21

Client: XXXXXXXXXX
Project: NM DW Testing

Sample ID: MSLLCS-TL-58277	SampType: LCSLL	TestCode: EPA 200.8: Metals								
Client ID: BatchQC	Batch ID: 58277	RunNo: 75535								
Prep Date: 2/23/2021	Analysis Date: 2/25/2021	SeqNo: 2669893 Units: mg/L								
Analyte	Result	PQL	SPK value	SPK Ref Val	%REC	LowLimit	HighLimit	%RPD	RPDLimit	Qual
Thallium	ND	0.00025	0.0002500	0	94.9	50	150			

Qualifiers:

* Value exceeds Maximum Contaminant Level
D Sample Diluted Due to Matrix
H Holding times for preparation or analysis exceeded
ND Not Detected at the Reporting Limit
PQL Practical Quantitative Limit
S % Recovery outside of range due to dilution or matrix

B Analyte detected in the associated Method Blank
E Value above quantitation range
J Analyte detected below quantitation limits
P Sample pH Not In Range
RL Reporting Limit

QC SUMMARY REPORT

Hall Environmental Analysis Laboratory, Inc.

WO#: 2102894

26-Mar-21

Client: ██████████
Project: NM DW Testing

Sample ID: MB-58270	SampType: MBLK	TestCode: EPA Method 245.1: Mercury								
Client ID: PBW	Batch ID: 58270	RunNo: 75476								
Prep Date: 2/23/2021	Analysis Date: 2/23/2021	SeqNo: 2667246	Units: mg/L							
Analyte	Result	PQL	SPK value	SPK Ref Val	%REC	LowLimit	HighLimit	%RPD	RPDLimit	Qual
Mercury	ND	0.00020								

Sample ID: LLCS-58270	SampType: LCSLL	TestCode: EPA Method 245.1: Mercury								
Client ID: BatchQC	Batch ID: 58270	RunNo: 75476								
Prep Date: 2/23/2021	Analysis Date: 2/23/2021	SeqNo: 2667247	Units: mg/L							
Analyte	Result	PQL	SPK value	SPK Ref Val	%REC	LowLimit	HighLimit	%RPD	RPDLimit	Qual
Mercury	ND	0.00020	0.0001500	0	73.4	50	150			

Sample ID: LCS-58270	SampType: LCS	TestCode: EPA Method 245.1: Mercury								
Client ID: LCSW	Batch ID: 58270	RunNo: 75476								
Prep Date: 2/23/2021	Analysis Date: 2/23/2021	SeqNo: 2667248	Units: mg/L							
Analyte	Result	PQL	SPK value	SPK Ref Val	%REC	LowLimit	HighLimit	%RPD	RPDLimit	Qual
Mercury	0.0048	0.00020	0.005000	0	96.5	85	115			

Qualifiers:

- | | |
|---|---|
| * Value exceeds Maximum Contaminant Level | B Analyte detected in the associated Method Blank |
| D Sample Diluted Due to Matrix | E Value above quantitation range |
| H Holding times for preparation or analysis exceeded | J Analyte detected below quantitation limits |
| ND Not Detected at the Reporting Limit | P Sample pH Not In Range |
| PQL Practical Quantitative Limit | RL Reporting Limit |
| S % Recovery outside of range due to dilution or matrix | |

QC SUMMARY REPORT

Hall Environmental Analysis Laboratory, Inc.

WO#: 2102894

26-Mar-21

Client: ██████████
Project: NM DW Testing

Sample ID: MB	SampType: mblk	TestCode: EPA Method 300.0: Anions								
Client ID: PBW	Batch ID: R75434	RunNo: 75434								
Prep Date:	Analysis Date: 2/19/2021	SeqNo: 2665600	Units: mg/L							
Analyte	Result	PQL	SPK value	SPK Ref Val	%REC	LowLimit	HighLimit	%RPD	RPDLimit	Qual
Fluoride	ND	0.10								
Nitrogen, Nitrite (As N)	ND	0.10								
Bromide	ND	0.10								
Nitrogen, Nitrate (As N)	ND	0.10								
Phosphorus, Orthophosphate (As P)	ND	0.50								

Sample ID: LCS	SampType: ics	TestCode: EPA Method 300.0: Anions								
Client ID: LCSW	Batch ID: R75434	RunNo: 75434								
Prep Date:	Analysis Date: 2/19/2021	SeqNo: 2665601	Units: mg/L							
Analyte	Result	PQL	SPK value	SPK Ref Val	%REC	LowLimit	HighLimit	%RPD	RPDLimit	Qual
Fluoride	0.51	0.10	0.5000	0	102	90	110			
Nitrogen, Nitrite (As N)	0.98	0.10	1.000	0	98.3	90	110			
Bromide	2.5	0.10	2.500	0	98.4	90	110			
Nitrogen, Nitrate (As N)	2.5	0.10	2.500	0	101	90	110			
Phosphorus, Orthophosphate (As P)	4.7	0.50	5.000	0	94.7	90	110			

Sample ID: 2102894-001DMS	SampType: ms	TestCode: EPA Method 300.0: Anions								
Client ID: Eagle Springs	Batch ID: R75434	RunNo: 75434								
Prep Date:	Analysis Date: 2/19/2021	SeqNo: 2665627	Units: mg/L							
Analyte	Result	PQL	SPK value	SPK Ref Val	%REC	LowLimit	HighLimit	%RPD	RPDLimit	Qual
Nitrogen, Nitrite (As N)	0.81	0.10	1.000	0	80.7	75.5	113			
Bromide	2.8	0.10	2.500	0.5126	92.5	85.9	106			
Nitrogen, Nitrate (As N)	2.3	0.10	2.500	0.03540	92.0	86.8	110			

Sample ID: 2102894-001DMSD	SampType: msd	TestCode: EPA Method 300.0: Anions								
Client ID: Eagle Springs	Batch ID: R75434	RunNo: 75434								
Prep Date:	Analysis Date: 2/19/2021	SeqNo: 2665628	Units: mg/L							
Analyte	Result	PQL	SPK value	SPK Ref Val	%REC	LowLimit	HighLimit	%RPD	RPDLimit	Qual
Nitrogen, Nitrite (As N)	0.81	0.10	1.000	0	80.6	75.5	113	0.149	20	
Bromide	2.9	0.10	2.500	0.5126	95.0	85.9	106	2.19	20	
Nitrogen, Nitrate (As N)	2.3	0.10	2.500	0.03540	92.4	86.8	110	0.440	20	

Sample ID: MB	SampType: mblk	TestCode: EPA Method 300.0: Anions								
Client ID: PBW	Batch ID: R75454	RunNo: 75454								
Prep Date:	Analysis Date: 2/22/2021	SeqNo: 2666659	Units: mg/L							
Analyte	Result	PQL	SPK value	SPK Ref Val	%REC	LowLimit	HighLimit	%RPD	RPDLimit	Qual

Qualifiers:

- * Value exceeds Maximum Contaminant Level
- D Sample Diluted Due to Matrix
- H Holding times for preparation or analysis exceeded
- ND Not Detected at the Reporting Limit
- PQL Practical Quantitative Limit
- S % Recovery outside of range due to dilution or matrix
- B Analyte detected in the associated Method Blank
- E Value above quantitation range
- J Analyte detected below quantitation limits
- P Sample pH Not In Range
- RL Reporting Limit

QC SUMMARY REPORT

Hall Environmental Analysis Laboratory, Inc.

WO#: 2102894

26-Mar-21

Client: XXXXXXXXXX
Project: NM DW Testing

Sample ID: MB	SampType: mblk	TestCode: EPA Method 300.0: Anions								
Client ID: PBW	Batch ID: R75454	RunNo: 75454								
Prep Date:	Analysis Date: 2/22/2021	SeqNo: 2666659			Units: mg/L					
Analyte	Result	PQL	SPK value	SPK Ref Val	%REC	LowLimit	HighLimit	%RPD	RPDLimit	Qual
Chloride	ND	0.50								
Sulfate	ND	0.50								

Sample ID: LCS	SampType: ics	TestCode: EPA Method 300.0: Anions								
Client ID: LCSW	Batch ID: R75454	RunNo: 75454								
Prep Date:	Analysis Date: 2/22/2021	SeqNo: 2666660			Units: mg/L					
Analyte	Result	PQL	SPK value	SPK Ref Val	%REC	LowLimit	HighLimit	%RPD	RPDLimit	Qual
Chloride	4.8	0.50	5.000	0	95.7	90	110			
Sulfate	9.9	0.50	10.00	0	98.7	90	110			

Qualifiers:

* Value exceeds Maximum Contaminant Level
D Sample Diluted Due to Matrix
H Holding times for preparation or analysis exceeded
ND Not Detected at the Reporting Limit
PQL Practical Quantitative Limit
S % Recovery outside of range due to dilution or matrix

B Analyte detected in the associated Method Blank
E Value above quantitation range
J Analyte detected below quantitation limits
P Sample pH Not In Range
RL Reporting Limit

QC SUMMARY REPORT

Hall Environmental Analysis Laboratory, Inc.

WO#: 2102894

26-Mar-21

Client: XXXXXXXXXX
Project: NM DW Testing

Sample ID: MB-58232	SampType: MBLK	TestCode: EPA Method 8015M/D: Diesel Range								
Client ID: PBW	Batch ID: 58232	RunNo: 75467								
Prep Date: 2/22/2021	Analysis Date: 2/23/2021	SeqNo: 2667073			Units: mg/L					
Analyte	Result	PQL	SPK value	SPK Ref Val	%REC	LowLimit	HighLimit	%RPD	RPDLimit	Qual
Diesel Range Organics (DRO)	ND	1.0								
Motor Oil Range Organics (MRO)	ND	5.0								
Surr: DNOP	1.1		1.000		112	63.7	164			

Sample ID: LCS-58232	SampType: LCS	TestCode: EPA Method 8015M/D: Diesel Range								
Client ID: LCSW	Batch ID: 58232	RunNo: 75467								
Prep Date: 2/22/2021	Analysis Date: 2/23/2021	SeqNo: 2667074			Units: mg/L					
Analyte	Result	PQL	SPK value	SPK Ref Val	%REC	LowLimit	HighLimit	%RPD	RPDLimit	Qual
Diesel Range Organics (DRO)	5.3	1.0	5.000	0	105	70	130			
Surr: DNOP	0.54		0.5000		108	63.7	164			

Qualifiers:

* Value exceeds Maximum Contaminant Level
D Sample Diluted Due to Matrix
H Holding times for preparation or analysis exceeded
ND Not Detected at the Reporting Limit
PQL Practical Quantitative Limit
S % Recovery outside of range due to dilution or matrix

B Analyte detected in the associated Method Blank
E Value above quantitation range
J Analyte detected below quantitation limits
P Sample pH Not In Range
RL Reporting Limit

QC SUMMARY REPORT

Hall Environmental Analysis Laboratory, Inc.

WO#: 2102894

26-Mar-21

Client: ██████████
Project: NM DW Testing

Sample ID: 2.5 GRO LCS	SampType: LCS	TestCode: EPA Method 8015D: Gasoline Range								
Client ID: LCSW	Batch ID: R75423	RunNo: 75423								
Prep Date:	Analysis Date: 2/19/2021	SeqNo: 2665188	Units: %Rec							
Analyte	Result	PQL	SPK value	SPK Ref Val	%REC	LowLimit	HighLimit	%RPD	RPDLimit	Qual
Surr: BFB	21		20.00		103	66.7	119			

Sample ID: MB	SampType: MBLK	TestCode: EPA Method 8015D: Gasoline Range								
Client ID: PBW	Batch ID: R75423	RunNo: 75423								
Prep Date:	Analysis Date: 2/19/2021	SeqNo: 2665189	Units: %Rec							
Analyte	Result	PQL	SPK value	SPK Ref Val	%REC	LowLimit	HighLimit	%RPD	RPDLimit	Qual
Surr: BFB	18		20.00		91.9	66.7	119			

Sample ID: 2.5 ug GRO lcs	SampType: LCS	TestCode: EPA Method 8015D: Gasoline Range								
Client ID: LCSW	Batch ID: R75442	RunNo: 75442								
Prep Date:	Analysis Date: 2/20/2021	SeqNo: 2665893	Units: mg/L							
Analyte	Result	PQL	SPK value	SPK Ref Val	%REC	LowLimit	HighLimit	%RPD	RPDLimit	Qual
Gasoline Range Organics (GRO)	0.51	0.050	0.5000	0	102	72.5	114			
Surr: BFB	20		20.00		100	66.7	119			

Sample ID: MB	SampType: MBLK	TestCode: EPA Method 8015D: Gasoline Range								
Client ID: PBW	Batch ID: R75442	RunNo: 75442								
Prep Date:	Analysis Date: 2/20/2021	SeqNo: 2665894	Units: mg/L							
Analyte	Result	PQL	SPK value	SPK Ref Val	%REC	LowLimit	HighLimit	%RPD	RPDLimit	Qual
Gasoline Range Organics (GRO)	ND	0.050								
Surr: BFB	19		20.00		93.3	66.7	119			

Qualifiers:

- * Value exceeds Maximum Contaminant Level
- D Sample Diluted Due to Matrix
- H Holding times for preparation or analysis exceeded
- ND Not Detected at the Reporting Limit
- PQL Practical Quantitative Limit
- S % Recovery outside of range due to dilution or matrix
- B Analyte detected in the associated Method Blank
- E Value above quantitation range
- J Analyte detected below quantitation limits
- P Sample pH Not In Range
- RL Reporting Limit

QC SUMMARY REPORT

Hall Environmental Analysis Laboratory, Inc.

WO#: 2102894

26-Mar-21

Client: ██████████
Project: NM DW Testing

Sample ID: 100ng lcs	SampType: LCS	TestCode: EPA Method 8260B: VOLATILES								
Client ID: LCSW	Batch ID: R75496	RunNo: 75496								
Prep Date:	Analysis Date: 2/23/2021	SeqNo: 2668162	Units: µg/L							
Analyte	Result	PQL	SPK value	SPK Ref Val	%REC	LowLimit	HighLimit	%RPD	RPDLimit	Qual
Benzene	19	1.0	20.00	0	92.7	70	130			
Toluene	19	1.0	20.00	0	96.5	70	130			
Chlorobenzene	20	1.0	20.00	0	101	70	130			
1,1-Dichloroethene	18	1.0	20.00	0	89.6	70	130			
Trichloroethene (TCE)	16	1.0	20.00	0	78.5	70	130			
Surr: 1,2-Dichloroethane-d4	9.3		10.00		92.8	70	130			
Surr: 4-Bromofluorobenzene	9.5		10.00		94.5	70	130			
Surr: Dibromofluoromethane	9.1		10.00		90.7	70	130			
Surr: Toluene-d8	10		10.00		102	70	130			

Sample ID: mb1	SampType: MBLK	TestCode: EPA Method 8260B: VOLATILES								
Client ID: PBW	Batch ID: R75496	RunNo: 75496								
Prep Date:	Analysis Date: 2/23/2021	SeqNo: 2668163	Units: µg/L							
Analyte	Result	PQL	SPK value	SPK Ref Val	%REC	LowLimit	HighLimit	%RPD	RPDLimit	Qual
Benzene	ND	1.0								
Toluene	ND	1.0								
Ethylbenzene	ND	1.0								
Methyl tert-butyl ether (MTBE)	ND	1.0								
1,2,4-Trimethylbenzene	ND	1.0								
1,3,5-Trimethylbenzene	ND	1.0								
1,2-Dichloroethane (EDC)	ND	1.0								
1,2-Dibromoethane (EDB)	ND	1.0								
Naphthalene	ND	2.0								
1-Methylnaphthalene	ND	4.0								
2-Methylnaphthalene	ND	4.0								
Acetone	ND	10								
Bromobenzene	ND	1.0								
Bromodichloromethane	ND	1.0								
Bromoform	ND	1.0								
Bromomethane	ND	3.0								
2-Butanone	ND	10								
Carbon disulfide	ND	10								
Carbon Tetrachloride	ND	1.0								
Chlorobenzene	ND	1.0								
Chloroethane	ND	2.0								
Chloroform	ND	1.0								
Chloromethane	ND	3.0								
2-Chlorotoluene	ND	1.0								

Qualifiers:

- | | |
|---|---|
| * Value exceeds Maximum Contaminant Level | B Analyte detected in the associated Method Blank |
| D Sample Diluted Due to Matrix | E Value above quantitation range |
| H Holding times for preparation or analysis exceeded | J Analyte detected below quantitation limits |
| ND Not Detected at the Reporting Limit | P Sample pH Not In Range |
| PQL Practical Quantitative Limit | RL Reporting Limit |
| S % Recovery outside of range due to dilution or matrix | |

QC SUMMARY REPORT

Hall Environmental Analysis Laboratory, Inc.

WO#: 2102894

26-Mar-21

Client: XXXXXXXXXX
Project: NM DW Testing

Sample ID: mb1	SampType: MBLK	TestCode: EPA Method 8260B: VOLATILES								
Client ID: PBW	Batch ID: R75496	RunNo: 75496								
Prep Date:	Analysis Date: 2/23/2021	SeqNo: 2668163	Units: µg/L							
Analyte	Result	PQL	SPK value	SPK Ref Val	%REC	LowLimit	HighLimit	%RPD	RPDLimit	Qual
4-Chlorotoluene	ND	1.0								
cis-1,2-DCE	ND	1.0								
cis-1,3-Dichloropropene	ND	1.0								
1,2-Dibromo-3-chloropropane	ND	2.0								
Dibromochloromethane	ND	1.0								
Dibromomethane	ND	1.0								
1,2-Dichlorobenzene	ND	1.0								
1,3-Dichlorobenzene	ND	1.0								
1,4-Dichlorobenzene	ND	1.0								
Dichlorodifluoromethane	ND	1.0								
1,1-Dichloroethane	ND	1.0								
1,1-Dichloroethene	ND	1.0								
1,2-Dichloropropane	ND	1.0								
1,3-Dichloropropane	ND	1.0								
2,2-Dichloropropane	ND	2.0								
1,1-Dichloropropene	ND	1.0								
Hexachlorobutadiene	ND	1.0								
2-Hexanone	ND	10								
Isopropylbenzene	ND	1.0								
4-Isopropyltoluene	ND	1.0								
4-Methyl-2-pentanone	ND	10								
Methylene Chloride	ND	3.0								
n-Butylbenzene	ND	3.0								
n-Propylbenzene	ND	1.0								
sec-Butylbenzene	ND	1.0								
Styrene	ND	1.0								
tert-Butylbenzene	ND	1.0								
1,1,1,2-Tetrachloroethane	ND	1.0								
1,1,2,2-Tetrachloroethane	ND	2.0								
Tetrachloroethene (PCE)	ND	1.0								
trans-1,2-DCE	ND	1.0								
trans-1,3-Dichloropropene	ND	1.0								
1,2,3-Trichlorobenzene	ND	1.0								
1,2,4-Trichlorobenzene	ND	1.0								
1,1,1-Trichloroethane	ND	1.0								
1,1,2-Trichloroethane	ND	1.0								
Trichloroethene (TCE)	ND	1.0								
Trichlorofluoromethane	ND	1.0								
1,2,3-Trichloropropane	ND	2.0								

Qualifiers:

* Value exceeds Maximum Contaminant Level
D Sample Diluted Due to Matrix
H Holding times for preparation or analysis exceeded
ND Not Detected at the Reporting Limit
PQL Practical Quantitative Limit
S % Recovery outside of range due to dilution or matrix

B Analyte detected in the associated Method Blank
E Value above quantitation range
J Analyte detected below quantitation limits
P Sample pH Not In Range
RL Reporting Limit

QC SUMMARY REPORT

Hall Environmental Analysis Laboratory, Inc.

WO#: 2102894

26-Mar-21

Client: XXXXXXXXXX
Project: NM DW Testing

Sample ID: mb1	SampType: MBLK	TestCode: EPA Method 8260B: VOLATILES								
Client ID: PBW	Batch ID: R75496	RunNo: 75496								
Prep Date:	Analysis Date: 2/23/2021	SeqNo: 2668163 Units: µg/L								
Analyte	Result	PQL	SPK value	SPK Ref Val	%REC	LowLimit	HighLimit	%RPD	RPDLimit	Qual
Vinyl chloride	ND	1.0								
Xylenes, Total	ND	1.5								
Surr: 1,2-Dichloroethane-d4	8.7		10.00		86.9	70	130			
Surr: 4-Bromofluorobenzene	10		10.00		103	70	130			
Surr: Dibromofluoromethane	9.6		10.00		95.9	70	130			
Surr: Toluene-d8	10		10.00		101	70	130			

Qualifiers:

* Value exceeds Maximum Contaminant Level
D Sample Diluted Due to Matrix
H Holding times for preparation or analysis exceeded
ND Not Detected at the Reporting Limit
PQL Practical Quantitative Limit
S % Recovery outside of range due to dilution or matrix

B Analyte detected in the associated Method Blank
E Value above quantitation range
J Analyte detected below quantitation limits
P Sample pH Not In Range
RL Reporting Limit

QC SUMMARY REPORT

Hall Environmental Analysis Laboratory, Inc.

WO#: 2102894

26-Mar-21

Client: XXXXXXXXXX
Project: NM DW Testing

Sample ID: mb-58272	SampType: MBLK	TestCode: EPA Method 8270C: Semivolatiles								
Client ID: PBW	Batch ID: 58272	RunNo: 75611								
Prep Date: 2/23/2021	Analysis Date: 3/1/2021	SeqNo: 2673469	Units: µg/L							
Analyte	Result	PQL	SPK value	SPK Ref Val	%REC	LowLimit	HighLimit	%RPD	RPDLimit	Qual
Acenaphthene	ND	5.0								
Acenaphthylene	ND	5.0								
Aniline	ND	5.0								
Anthracene	ND	5.0								
Azobenzene	ND	5.0								
Benz(a)anthracene	ND	5.0								
Benzo(a)pyrene	ND	5.0								
Benzo(b)fluoranthene	ND	5.0								
Benzo(g,h,i)perylene	ND	5.0								
Benzo(k)fluoranthene	ND	5.0								
Benzoic acid	ND	5.0								
Benzyl alcohol	ND	5.0								
Bis(2-chloroethoxy)methane	ND	5.0								
Bis(2-chloroethyl)ether	ND	5.0								
Bis(2-chloroisopropyl)ether	ND	5.0								
Bis(2-ethylhexyl)phthalate	ND	10								
4-Bromophenyl phenyl ether	ND	5.0								
Butyl benzyl phthalate	ND	5.0								
Carbazole	ND	5.0								
4-Chloro-3-methylphenol	ND	5.0								
4-Chloroaniline	ND	5.0								
2-Chloronaphthalene	ND	5.0								
2-Chlorophenol	ND	5.0								
4-Chlorophenyl phenyl ether	ND	5.0								
Chrysene	ND	5.0								
Di-n-butyl phthalate	ND	10								
Di-n-octyl phthalate	ND	10								
Dibenz(a,h)anthracene	ND	5.0								
Dibenzofuran	ND	5.0								
1,2-Dichlorobenzene	ND	5.0								
1,3-Dichlorobenzene	ND	5.0								
1,4-Dichlorobenzene	ND	5.0								
3,3'-Dichlorobenzidine	ND	5.0								
Diethyl phthalate	ND	10								
Dimethyl phthalate	ND	10								
2,4-Dichlorophenol	ND	5.0								
2,4-Dimethylphenol	ND	5.0								
4,6-Dinitro-2-methylphenol	ND	5.0								
2,4-Dinitrophenol	ND	5.0								

Qualifiers:

* Value exceeds Maximum Contaminant Level
D Sample Diluted Due to Matrix
H Holding times for preparation or analysis exceeded
ND Not Detected at the Reporting Limit
PQL Practical Quantitative Limit
S % Recovery outside of range due to dilution or matrix

B Analyte detected in the associated Method Blank
E Value above quantitation range
J Analyte detected below quantitation limits
P Sample pH Not In Range
RL Reporting Limit

QC SUMMARY REPORT

Hall Environmental Analysis Laboratory, Inc.

WO#: 2102894

26-Mar-21

Client: XXXXXXXXXX
Project: NM DW Testing

Sample ID: mb-58272	SampType: MBLK	TestCode: EPA Method 8270C: Semivolatiles								
Client ID: PBW	Batch ID: 58272	RunNo: 75611								
Prep Date: 2/23/2021	Analysis Date: 3/1/2021	SeqNo: 2673469	Units: µg/L							
Analyte	Result	PQL	SPK value	SPK Ref Val	%REC	LowLimit	HighLimit	%RPD	RPDLimit	Qual
2,4-Dinitrotoluene	ND	5.0								
2,6-Dinitrotoluene	ND	5.0								
Fluoranthene	ND	10								
Fluorene	ND	5.0								
Hexachlorobenzene	ND	5.0								
Hexachlorobutadiene	ND	5.0								
Hexachlorocyclopentadiene	ND	5.0								
Hexachloroethane	ND	5.0								
Indeno(1,2,3-cd)pyrene	ND	5.0								
Isophorone	ND	5.0								
1-Methylnaphthalene	ND	5.0								
2-Methylnaphthalene	ND	5.0								
2-Methylphenol	ND	5.0								
3+4-Methylphenol	ND	5.0								
N-Nitrosodi-n-propylamine	ND	5.0								
N-Nitrosodimethylamine	ND	5.0								
N-Nitrosodiphenylamine	ND	5.0								
Naphthalene	ND	5.0								
2-Nitroaniline	ND	5.0								
3-Nitroaniline	ND	5.0								
4-Nitroaniline	ND	5.0								
Nitrobenzene	ND	5.0								
2-Nitrophenol	ND	5.0								
4-Nitrophenol	ND	5.0								
Pentachlorophenol	ND	5.0								
Phenanthrene	ND	5.0								
Phenol	ND	5.0								
Pyrene	ND	5.0								
Pyridine	ND	5.0								
1,2,4-Trichlorobenzene	ND	5.0								
2,4,5-Trichlorophenol	ND	5.0								
2,4,6-Trichlorophenol	ND	5.0								
Surr: 2-Fluorophenol	90		200.0		45.2	15	88.8			
Surr: Phenol-d5	71		200.0		35.4	15	71.9			
Surr: 2,4,6-Tribromophenol	93		200.0		46.5	15	97.4			
Surr: Nitrobenzene-d5	57		100.0		56.7	15	117			
Surr: 2-Fluorobiphenyl	55		100.0		55.4	15	100			
Surr: 4-Terphenyl-d14	96		100.0		95.7	15	120			

Qualifiers:

* Value exceeds Maximum Contaminant Level
D Sample Diluted Due to Matrix
H Holding times for preparation or analysis exceeded
ND Not Detected at the Reporting Limit
PQL Practical Quantitative Limit
S % Recovery outside of range due to dilution or matrix

B Analyte detected in the associated Method Blank
E Value above quantitation range
J Analyte detected below quantitation limits
P Sample pH Not In Range
RL Reporting Limit

QC SUMMARY REPORT

Hall Environmental Analysis Laboratory, Inc.

WO#: 2102894

26-Mar-21

Client: ██████████
Project: NM DW Testing

Sample ID: ics-58272		SampType: LCS			TestCode: EPA Method 8270C: Semivolatiles					
Client ID: LCSW		Batch ID: 58272			RunNo: 75611					
Prep Date: 2/23/2021		Analysis Date: 3/1/2021			SeqNo: 2673470		Units: µg/L			
Analyte	Result	PQL	SPK value	SPK Ref Val	%REC	LowLimit	HighLimit	%RPD	RPDLimit	Qual
Acenaphthene	70	5.0	100.0	0	70.5	23.1	103			
4-Chloro-3-methylphenol	130	5.0	200.0	0	67.4	27.5	113			
2-Chlorophenol	140	5.0	200.0	0	68.1	17.9	103			
1,4-Dichlorobenzene	58	5.0	100.0	0	58.1	15	79.9			
2,4-Dinitrotoluene	61	5.0	100.0	0	61.5	22.9	97.2			
N-Nitrosodi-n-propylamine	61	5.0	100.0	0	61.0	34.1	104			
4-Nitrophenol	100	5.0	200.0	0	52.0	20	78.8			
Pentachlorophenol	140	5.0	200.0	0	69.1	26.8	97.6			
Phenol	86	5.0	200.0	0	42.8	15	66.2			
Pyrene	97	5.0	100.0	0	97.1	41.2	114			
1,2,4-Trichlorobenzene	57	5.0	100.0	0	57.1	15	88.2			
Surr: 2-Fluorophenol	87		200.0		43.4	15	88.8			
Surr: Phenol-d5	67		200.0		33.3	15	71.9			
Surr: 2,4,6-Tribromophenol	130		200.0		66.9	15	97.4			
Surr: Nitrobenzene-d5	58		100.0		58.2	15	117			
Surr: 2-Fluorobiphenyl	62		100.0		61.7	15	100			
Surr: 4-Terphenyl-d14	92		100.0		91.5	15	120			

Sample ID: icsd-58272		SampType: LCS			TestCode: EPA Method 8270C: Semivolatiles					
Client ID: LCSS02		Batch ID: 58272			RunNo: 75611					
Prep Date: 2/23/2021		Analysis Date: 3/1/2021			SeqNo: 2673471		Units: µg/L			
Analyte	Result	PQL	SPK value	SPK Ref Val	%REC	LowLimit	HighLimit	%RPD	RPDLimit	Qual
Acenaphthene	56	5.0	100.0	0	56.0	23.1	103	22.8	52.7	
4-Chloro-3-methylphenol	110	5.0	200.0	0	55.3	27.5	113	19.7	45.2	
2-Chlorophenol	120	5.0	200.0	0	58.2	17.9	103	15.7	51.8	
1,4-Dichlorobenzene	49	5.0	100.0	0	49.0	15	79.9	16.9	59.6	
2,4-Dinitrotoluene	51	5.0	100.0	0	51.4	22.9	97.2	17.9	46.5	
N-Nitrosodi-n-propylamine	50	5.0	100.0	0	50.1	34.1	104	19.5	47.7	
4-Nitrophenol	91	5.0	200.0	0	45.3	20	78.8	13.8	42.6	
Pentachlorophenol	120	5.0	200.0	0	58.6	26.8	97.6	16.6	48.7	
Phenol	78	5.0	200.0	0	38.8	15	66.2	9.97	47.1	
Pyrene	86	5.0	100.0	0	85.7	41.2	114	12.5	26.6	
1,2,4-Trichlorobenzene	48	5.0	100.0	0	48.4	15	88.2	16.3	52.5	
Surr: 2-Fluorophenol	71		200.0		35.4	15	88.8	0	0	
Surr: Phenol-d5	57		200.0		28.6	15	71.9	0	0	
Surr: 2,4,6-Tribromophenol	110		200.0		54.1	15	97.4	0	0	
Surr: Nitrobenzene-d5	47		100.0		46.6	15	117	0	0	
Surr: 2-Fluorobiphenyl	45		100.0		45.5	15	100	0	0	

Qualifiers:

- * Value exceeds Maximum Contaminant Level
- D Sample Diluted Due to Matrix
- H Holding times for preparation or analysis exceeded
- ND Not Detected at the Reporting Limit
- PQL Practical Quantitative Limit
- S % Recovery outside of range due to dilution or matrix
- B Analyte detected in the associated Method Blank
- E Value above quantitation range
- J Analyte detected below quantitation limits
- P Sample pH Not In Range
- RL Reporting Limit

QC SUMMARY REPORT

Hall Environmental Analysis Laboratory, Inc.

WO#: 2102894

26-Mar-21

Client: ██████████
Project: NM DW Testing

Sample ID: icsd-58272	SampType: LCSD	TestCode: EPA Method 8270C: Semivolatiles								
Client ID: LCSS02	Batch ID: 58272	RunNo: 75611								
Prep Date: 2/23/2021	Analysis Date: 3/1/2021	SeqNo: 2673471	Units: µg/L							
Analyte	Result	PQL	SPK value	SPK Ref Val	%REC	LowLimit	HighLimit	%RPD	RPDLimit	Qual
Surr: 4-Terphenyl-d14	77		100.0		76.8	15	120	0	0	

Sample ID: mb-58459	SampType: MBLK	TestCode: EPA Method 8270C: Semivolatiles								
Client ID: PBW	Batch ID: 58459	RunNo: 75795								
Prep Date: 3/3/2021	Analysis Date: 3/8/2021	SeqNo: 2681657	Units: %Rec							
Analyte	Result	PQL	SPK value	SPK Ref Val	%REC	LowLimit	HighLimit	%RPD	RPDLimit	Qual
Surr: 2-Fluorophenol	93		200.0		46.4	15	88.8			
Surr: Phenol-d5	71		200.0		35.7	15	71.9			
Surr: 2,4,6-Tribromophenol	120		200.0		59.3	15	97.4			
Surr: Nitrobenzene-d5	59		100.0		59.3	15	117			
Surr: 2-Fluorobiphenyl	54		100.0		53.6	15	100			
Surr: 4-Terphenyl-d14	77		100.0		76.6	15	120			

Sample ID: ics-58459	SampType: LCS	TestCode: EPA Method 8270C: Semivolatiles								
Client ID: LCSW	Batch ID: 58459	RunNo: 75795								
Prep Date: 3/3/2021	Analysis Date: 3/8/2021	SeqNo: 2681658	Units: %Rec							
Analyte	Result	PQL	SPK value	SPK Ref Val	%REC	LowLimit	HighLimit	%RPD	RPDLimit	Qual
Surr: 2-Fluorophenol	100		200.0		52.0	15	88.8			
Surr: Phenol-d5	86		200.0		43.0	15	71.9			
Surr: 2,4,6-Tribromophenol	190		200.0		94.0	15	97.4			
Surr: Nitrobenzene-d5	69		100.0		69.4	15	117			
Surr: 2-Fluorobiphenyl	72		100.0		72.4	15	100			
Surr: 4-Terphenyl-d14	90		100.0		90.3	15	120			

Qualifiers:

- * Value exceeds Maximum Contaminant Level
- D Sample Diluted Due to Matrix
- H Holding times for preparation or analysis exceeded
- ND Not Detected at the Reporting Limit
- PQL Practical Quantitative Limit
- S % Recovery outside of range due to dilution or matrix
- B Analyte detected in the associated Method Blank
- E Value above quantitation range
- J Analyte detected below quantitation limits
- P Sample pH Not In Range
- RL Reporting Limit

QC SUMMARY REPORT

Hall Environmental Analysis Laboratory, Inc.

WO#: 2102894

26-Mar-21

Client: ██████████
Project: NM DW Testing

Sample ID: Ics-1 99.5uS eC	SampType: Ics	TestCode: SM2510B: Specific Conductance								
Client ID: LCSW	Batch ID: R75552	RunNo: 75552								
Prep Date:	Analysis Date: 2/25/2021	SeqNo: 2670482	Units: µmhos/cm							
Analyte	Result	PQL	SPK value	SPK Ref Val	%REC	LowLimit	HighLimit	%RPD	RPDLimit	Qual
Conductivity	100	10	99.50	0	102	85	115			

Sample ID: 2102894-001D DUP	SampType: DUP	TestCode: SM2510B: Specific Conductance								
Client ID: Eagle Springs	Batch ID: R75552	RunNo: 75552								
Prep Date:	Analysis Date: 2/25/2021	SeqNo: 2670510	Units: µmhos/cm							
Analyte	Result	PQL	SPK value	SPK Ref Val	%REC	LowLimit	HighLimit	%RPD	RPDLimit	Qual
Conductivity	16000	50						5.97	20	

Qualifiers:

- * Value exceeds Maximum Contaminant Level
- D Sample Diluted Due to Matrix
- H Holding times for preparation or analysis exceeded
- ND Not Detected at the Reporting Limit
- PQL Practical Quantitative Limit
- S % Recovery outside of range due to dilution or matrix
- B Analyte detected in the associated Method Blank
- E Value above quantitation range
- J Analyte detected below quantitation limits
- P Sample pH Not In Range
- RL Reporting Limit

QC SUMMARY REPORT

Hall Environmental Analysis Laboratory, Inc.

WO#: 2102894

26-Mar-21

Client: ██████████
Project: NM DW Testing

Sample ID: mb-1 alk	SampType: mblk	TestCode: SM2320B: Alkalinity								
Client ID: PBW	Batch ID: R75456	RunNo: 75456								
Prep Date:	Analysis Date: 2/22/2021	SeqNo: 2666766	Units: mg/L CaCO3							
Analyte	Result	PQL	SPK value	SPK Ref Val	%REC	LowLimit	HighLimit	%RPD	RPDLimit	Qual
Total Alkalinity (as CaCO3)	ND	20.00								

Sample ID: lcs-1 alk	SampType: lcs	TestCode: SM2320B: Alkalinity								
Client ID: LCSW	Batch ID: R75456	RunNo: 75456								
Prep Date:	Analysis Date: 2/22/2021	SeqNo: 2666767	Units: mg/L CaCO3							
Analyte	Result	PQL	SPK value	SPK Ref Val	%REC	LowLimit	HighLimit	%RPD	RPDLimit	Qual
Total Alkalinity (as CaCO3)	72.92	20.00	80.00	0	91.2	90	110			

Sample ID: 2102894-001D DUP	SampType: dup	TestCode: SM2320B: Alkalinity									
Client ID: Eagle Springs	Batch ID: R75456	RunNo: 75456									
Prep Date:	Analysis Date: 2/22/2021	SeqNo: 2666771	Units: mg/L CaCO3								
Analyte	Result	PQL	SPK value	SPK Ref Val	%REC	LowLimit	HighLimit	%RPD	RPDLimit	Qual	
Total Alkalinity (as CaCO3)	144.5	20.00						1.48	20		

Qualifiers:

- | | |
|---|---|
| * Value exceeds Maximum Contaminant Level | B Analyte detected in the associated Method Blank |
| D Sample Diluted Due to Matrix | E Value above quantitation range |
| H Holding times for preparation or analysis exceeded | J Analyte detected below quantitation limits |
| ND Not Detected at the Reporting Limit | P Sample pH Not In Range |
| PQL Practical Quantitative Limit | RL Reporting Limit |
| S % Recovery outside of range due to dilution or matrix | |

QC SUMMARY REPORT

Hall Environmental Analysis Laboratory, Inc.

WO#: 2102894

26-Mar-21

Client: XXXXXXXXXX
Project: NM DW Testing

Sample ID: MB-58254	SampType: MBLK	TestCode: SM2540C MOD: Total Dissolved Solids								
Client ID: PBW	Batch ID: 58254	RunNo: 75493								
Prep Date: 2/22/2021	Analysis Date: 2/24/2021	SeqNo: 2668079			Units: mg/L					
Analyte	Result	PQL	SPK value	SPK Ref Val	%REC	LowLimit	HighLimit	%RPD	RPDLimit	Qual
Total Dissolved Solids	ND	20.0								

Sample ID: LCS-58254	SampType: LCS	TestCode: SM2540C MOD: Total Dissolved Solids								
Client ID: LCSW	Batch ID: 58254	RunNo: 75493								
Prep Date: 2/22/2021	Analysis Date: 2/24/2021	SeqNo: 2668080			Units: mg/L					
Analyte	Result	PQL	SPK value	SPK Ref Val	%REC	LowLimit	HighLimit	%RPD	RPDLimit	Qual
Total Dissolved Solids	1010	20.0	1000	0	101	80	120			

Qualifiers:

* Value exceeds Maximum Contaminant Level
D Sample Diluted Due to Matrix
H Holding times for preparation or analysis exceeded
ND Not Detected at the Reporting Limit
PQL Practical Quantitative Limit
S % Recovery outside of range due to dilution or matrix

B Analyte detected in the associated Method Blank
E Value above quantitation range
J Analyte detected below quantitation limits
P Sample pH Not In Range
RL Reporting Limit

Sample due to arrive today.




Hall Environmental Analysis Laboratory
4901 Hawkins NE
Albuquerque, NM 87109
TEL: 505-345-3975 FAX: 505-345-4107
Website: clients.hallenvironmental.com

QUOTATION

Quote#: 2137

Date: 2/17/2021





Hall Environmental Analysis Laboratory
4901 Hawkins NE
Albuquerque, NM 87109
TEL: 505-345-3975 FAX: 505-345-4107
Website: clients.hallenvironmental.com

February 09, 2022

Nyle Khan

[REDACTED]
[REDACTED]
[REDACTED]
[REDACTED]
[REDACTED]

FAX:

RE: Eagle Springs

OrderNo.: 2201113

Dear Nyle Khan:

Hall Environmental Analysis Laboratory received 1 sample(s) on 1/4/2022 for the analyses presented in the following report.

These were analyzed according to EPA procedures or equivalent. To access our accredited tests please go to www.hallenvironmental.com or the state specific web sites. In order to properly interpret your results, it is imperative that you review this report in its entirety. See the sample checklist and/or the Chain of Custody for information regarding the sample receipt temperature and preservation. Data qualifiers or a narrative will be provided if the sample analysis or analytical quality control parameters require a flag. When necessary, data qualifiers are provided on both the sample analysis report and the QC summary report, both sections should be reviewed. All samples are reported, as received, unless otherwise indicated. Lab measurement of analytes considered field parameters that require analysis within 15 minutes of sampling such as pH and residual chlorine are qualified as being analyzed outside of the recommended holding time.

Please don't hesitate to contact HEAL for any additional information or clarifications.

ADHS Cert #AZ0682 -- NMED-DWB Cert #NM9425 -- NMED-Micro Cert #NM0901

Sincerely,

A handwritten signature in black ink, appearing to read 'Andy Freeman', is written over a white background.

Andy Freeman

Laboratory Manager

4901 Hawkins NE

Albuquerque, NM 87109

Hall Environmental Analysis Laboratory, Inc.

Analytical Report

Lab Order 2201113

Date Reported: 2/9/2022

CLIENT: ██████████

Client Sample ID: Eagle Springs

Project: Eagle Springs

Collection Date: 1/4/2022 12:30:00 PM

Lab ID: 2201113-001

Matrix: AQUEOUS

Received Date: 1/4/2022 4:11:00 PM

Analyses	Result	RL	Qual	Units	DF	Date Analyzed
EPA METHOD 504.1: EDB/DBCP						Analyst: JME
1,2-Dibromo-3-chloropropane	ND	0.019		µg/L	1	1/12/2022 3:31:17 PM
1,2-Dibromoethane	ND	0.0095		µg/L	1	1/12/2022 3:31:17 PM
EPA METHOD 300.0: ANIONS						Analyst: LRN
Fluoride	0.17	0.10		mg/L	1	1/5/2022 1:12:28 PM
Chloride	29	10		mg/L	20	1/5/2022 1:49:41 PM
Nitrogen, Nitrite (As N)	ND	0.10		mg/L	1	1/5/2022 1:12:28 PM
Nitrogen, Nitrate (As N)	ND	0.10		mg/L	1	1/5/2022 1:12:28 PM
Sulfate	82	10		mg/L	20	1/5/2022 1:49:41 PM
EPA METHOD 200.7: DISSOLVED METALS						Analyst: ELS
Aluminum	ND	0.020		mg/L	1	1/6/2022 2:05:36 PM
Barium	0.0031	0.0020		mg/L	1	1/6/2022 2:05:36 PM
Beryllium	ND	0.0020		mg/L	1	1/6/2022 2:05:36 PM
Boron	2.0	0.20		mg/L	5	1/6/2022 2:07:14 PM
Cadmium	ND	0.0020		mg/L	1	1/6/2022 2:05:36 PM
Chromium	ND	0.0060		mg/L	1	1/6/2022 2:05:36 PM
Cobalt	ND	0.0060		mg/L	1	1/6/2022 2:05:36 PM
Copper	ND	0.0060		mg/L	1	1/6/2022 2:05:36 PM
Iron	ND	0.020		mg/L	1	1/6/2022 2:05:36 PM
Manganese	ND	0.0020		mg/L	1	1/6/2022 2:05:36 PM
Molybdenum	ND	0.0080		mg/L	1	1/6/2022 2:05:36 PM
Nickel	ND	0.010		mg/L	1	1/6/2022 2:05:36 PM
Silver	ND	0.0050		mg/L	1	1/6/2022 2:05:36 PM
Zinc	0.030	0.010		mg/L	1	1/6/2022 2:05:36 PM
EPA METHOD 200.7: METALS						Analyst: ELS
Aluminum	ND	0.020		mg/L	1	1/6/2022 1:45:10 PM
Barium	0.0031	0.0030		mg/L	1	1/6/2022 1:45:10 PM
Beryllium	ND	0.0020		mg/L	1	1/6/2022 1:45:10 PM
Cadmium	ND	0.0020		mg/L	1	1/6/2022 1:45:10 PM
Chromium	ND	0.0060		mg/L	1	1/6/2022 1:45:10 PM
Iron	ND	0.050		mg/L	1	1/6/2022 1:45:10 PM
Manganese	ND	0.0020		mg/L	1	1/6/2022 1:45:10 PM
Silver	ND	0.0050		mg/L	1	1/6/2022 1:45:10 PM
Zinc	0.021	0.010		mg/L	1	1/6/2022 1:45:10 PM
EPA 200.8: METALS						Analyst: DBK
Antimony	ND	0.0010		mg/L	1	1/10/2022 4:33:04 PM
Arsenic	0.0021	0.0010		mg/L	1	1/10/2022 2:43:11 PM
Copper	ND	0.0010		mg/L	1	1/10/2022 2:43:11 PM

Refer to the QC Summary report and sample login checklist for flagged QC data and preservation information.

Qualifiers:	*	Value exceeds Maximum Contaminant Level.
	D	Sample Diluted Due to Matrix
	H	Holding times for preparation or analysis exceeded
	ND	Not Detected at the Reporting Limit
	PQL	Practical Quantitative Limit
	S	% Recovery outside of range due to dilution or matrix interference

B	Analyte detected in the associated Method Blank
E	Estimated value
J	Analyte detected below quantitation limits
P	Sample pH Not In Range
RL	Reporting Limit

Hall Environmental Analysis Laboratory, Inc.

Analytical Report

Lab Order 2201113

Date Reported: 2/9/2022

CLIENT: ██████████

Client Sample ID: Eagle Springs

Project: Eagle Springs

Collection Date: 1/4/2022 12:30:00 PM

Lab ID: 2201113-001

Matrix: AQUEOUS

Received Date: 1/4/2022 4:11:00 PM

Analyses	Result	RL	Qual	Units	DF	Date Analyzed
EPA 200.8: METALS						Analyst: DBK
Selenium	ND	0.0010		mg/L	1	1/10/2022 2:43:11 PM
Thallium	ND	0.00025		mg/L	1	1/10/2022 2:43:11 PM
Uranium	ND	0.00050		mg/L	1	1/10/2022 2:43:11 PM
EPA 200.8: DISSOLVED METALS						Analyst: bcv
Antimony	ND	0.0010		mg/L	1	1/17/2022 12:35:20 PM
Arsenic	0.0018	0.0010		mg/L	1	1/14/2022 5:11:07 PM
Lead	ND	0.00050		mg/L	1	1/14/2022 5:11:07 PM
Selenium	ND	0.0010		mg/L	1	1/14/2022 5:11:07 PM
Thallium	ND	0.00025		mg/L	1	1/14/2022 5:11:07 PM
Uranium	ND	0.00050		mg/L	1	1/14/2022 5:11:07 PM
EPA METHOD 245.1: MERCURY						Analyst: VP
Mercury	ND	0.00020		mg/L	1	1/17/2022 1:08:20 PM
SM 9223B TOTAL COLIFORM						Analyst: dms
Total Coliform	Present	0		P/A	1	1/6/2022 3:38:00 PM
E. Coli	Absent	0		P/A	1	1/6/2022 3:38:00 PM
EPA METHOD 8270SIM						Analyst: DAM
Naphthalene	ND	0.10		µg/L	1	1/12/2022 7:10:00 PM
1-Methylnaphthalene	ND	0.10		µg/L	1	1/12/2022 7:10:00 PM
2-Methylnaphthalene	ND	0.10		µg/L	1	1/12/2022 7:10:00 PM
Benzo(a)pyrene	ND	0.070		µg/L	1	1/12/2022 7:10:00 PM
Atrazine	ND	1.5		µg/L	1	1/12/2022 7:10:00 PM
Pentachlorophenol	ND	0.10		µg/L	1	1/12/2022 7:10:00 PM
Surr: Nitrobenzene-d5	59.5	21.9-89.8		%Rec	1	1/12/2022 7:10:00 PM
Surr: 2,4,6-Tribromophenol	47.2	23.4-71.6		%Rec	1	1/12/2022 7:10:00 PM
Surr: 2-Fluorobiphenyl	62.5	15-84.5		%Rec	1	1/12/2022 7:10:00 PM
Surr: 4-Terphenyl-d14	108	73.1-152		%Rec	1	1/12/2022 7:10:00 PM
PURGEABLE ORGANICS BY EPA 524						Analyst: RAA
Benzene	ND	0.50	P	µg/L	1	1/12/2022 11:38:00 AM
Carbon tetrachloride	ND	0.50	P	µg/L	1	1/12/2022 11:38:00 AM
Chlorobenzene	ND	0.50	P	µg/L	1	1/12/2022 11:38:00 AM
cis-1,2-Dichloroethene	ND	0.50	P	µg/L	1	1/12/2022 11:38:00 AM
1,2-Dichlorobenzene	ND	0.50	P	µg/L	1	1/12/2022 11:38:00 AM
1,4-Dichlorobenzene	ND	0.50	P	µg/L	1	1/12/2022 11:38:00 AM
1,2-Dichloroethane	ND	0.50	P	µg/L	1	1/12/2022 11:38:00 AM
1,1-Dichloroethene	ND	0.50	P	µg/L	1	1/12/2022 11:38:00 AM
1,2-Dichloropropane	ND	0.50	P	µg/L	1	1/12/2022 11:38:00 AM
Ethylbenzene	ND	0.50	P	µg/L	1	1/12/2022 11:38:00 AM

Refer to the QC Summary report and sample login checklist for flagged QC data and preservation information.

Qualifiers:

*	Value exceeds Maximum Contaminant Level.
D	Sample Diluted Due to Matrix
H	Holding times for preparation or analysis exceeded
ND	Not Detected at the Reporting Limit
PQL	Practical Quantitative Limit
S	% Recovery outside of range due to dilution or matrix interference

B	Analyte detected in the associated Method Blank
E	Estimated value
J	Analyte detected below quantitation limits
P	Sample pH Not In Range
RL	Reporting Limit

Hall Environmental Analysis Laboratory, Inc.

Analytical Report

Lab Order 2201113

Date Reported: 2/9/2022

CLIENT: ██████████

Client Sample ID: Eagle Springs

Project: Eagle Springs

Collection Date: 1/4/2022 12:30:00 PM

Lab ID: 2201113-001

Matrix: AQUEOUS

Received Date: 1/4/2022 4:11:00 PM

Analyses	Result	RL	Qual	Units	DF	Date Analyzed
PURGEABLE ORGANICS BY EPA 524						Analyst: RAA
Methylene chloride	ND	0.50	P	µg/L	1	1/12/2022 11:38:00 AM
Styrene	ND	0.50	P	µg/L	1	1/12/2022 11:38:00 AM
Tetrachloroethene	ND	0.50	P	µg/L	1	1/12/2022 11:38:00 AM
Toluene	ND	0.50	P	µg/L	1	1/12/2022 11:38:00 AM
trans-1,2-Dichloroethene	ND	0.50	P	µg/L	1	1/12/2022 11:38:00 AM
1,2,4-Trichlorobenzene	ND	0.50	P	µg/L	1	1/12/2022 11:38:00 AM
1,1,1-Trichloroethane	ND	0.50	P	µg/L	1	1/12/2022 11:38:00 AM
1,1,2-Trichloroethane	ND	0.50	P	µg/L	1	1/12/2022 11:38:00 AM
Trichloroethene	ND	0.50	P	µg/L	1	1/12/2022 11:38:00 AM
Vinyl chloride	ND	0.50	P	µg/L	1	1/12/2022 11:38:00 AM
Total Xylenes	ND	0.50	P	µg/L	1	1/12/2022 11:38:00 AM
Surr: 1,2-Dichlorobenzene-d4	98.3	70-130	P	%Rec	1	1/12/2022 11:38:00 AM
Surr: 4-Bromofluorobenzene	91.7	70-130	P	%Rec	1	1/12/2022 11:38:00 AM
EPA METHOD 8260B: VOLATILES						Analyst: CCM
Benzene	ND	1.0		µg/L	1	1/6/2022 12:40:00 AM
Toluene	ND	1.0		µg/L	1	1/6/2022 12:40:00 AM
Ethylbenzene	ND	1.0		µg/L	1	1/6/2022 12:40:00 AM
Methyl tert-butyl ether (MTBE)	ND	1.0		µg/L	1	1/6/2022 12:40:00 AM
1,2,4-Trimethylbenzene	ND	1.0		µg/L	1	1/6/2022 12:40:00 AM
1,3,5-Trimethylbenzene	ND	1.0		µg/L	1	1/6/2022 12:40:00 AM
1,2-Dichloroethane (EDC)	ND	1.0		µg/L	1	1/6/2022 12:40:00 AM
1,2-Dibromoethane (EDB)	ND	1.0		µg/L	1	1/6/2022 12:40:00 AM
Naphthalene	ND	2.0		µg/L	1	1/6/2022 12:40:00 AM
1-Methylnaphthalene	ND	4.0		µg/L	1	1/6/2022 12:40:00 AM
2-Methylnaphthalene	ND	4.0		µg/L	1	1/6/2022 12:40:00 AM
Acetone	ND	10		µg/L	1	1/6/2022 12:40:00 AM
Bromobenzene	ND	1.0		µg/L	1	1/6/2022 12:40:00 AM
Bromodichloromethane	ND	1.0		µg/L	1	1/6/2022 12:40:00 AM
Bromoform	ND	1.0		µg/L	1	1/6/2022 12:40:00 AM
Bromomethane	ND	3.0		µg/L	1	1/6/2022 12:40:00 AM
2-Butanone	ND	10		µg/L	1	1/6/2022 12:40:00 AM
Carbon disulfide	ND	10		µg/L	1	1/6/2022 12:40:00 AM
Carbon Tetrachloride	ND	1.0		µg/L	1	1/6/2022 12:40:00 AM
Chlorobenzene	ND	1.0		µg/L	1	1/6/2022 12:40:00 AM
Chloroethane	ND	2.0		µg/L	1	1/6/2022 12:40:00 AM
Chloroform	ND	1.0		µg/L	1	1/6/2022 12:40:00 AM
Chloromethane	ND	3.0		µg/L	1	1/6/2022 12:40:00 AM
2-Chlorotoluene	ND	1.0		µg/L	1	1/6/2022 12:40:00 AM
4-Chlorotoluene	ND	1.0		µg/L	1	1/6/2022 12:40:00 AM

Refer to the QC Summary report and sample login checklist for flagged QC data and preservation information.

Qualifiers:	*	Value exceeds Maximum Contaminant Level.
	D	Sample Diluted Due to Matrix
	H	Holding times for preparation or analysis exceeded
	ND	Not Detected at the Reporting Limit
	PQL	Practical Quantitative Limit
	S	% Recovery outside of range due to dilution or matrix interference

B	Analyte detected in the associated Method Blank
E	Estimated value
J	Analyte detected below quantitation limits
P	Sample pH Not In Range
RL	Reporting Limit

Hall Environmental Analysis Laboratory, Inc.

Analytical Report

Lab Order 2201113

Date Reported: 2/9/2022

CLIENT: ██████████

Client Sample ID: Eagle Springs

Project: Eagle Springs

Collection Date: 1/4/2022 12:30:00 PM

Lab ID: 2201113-001

Matrix: AQUEOUS

Received Date: 1/4/2022 4:11:00 PM

Analyses	Result	RL	Qual	Units	DF	Date Analyzed
EPA METHOD 8260B: VOLATILES						Analyst: CCM
cis-1,2-DCE	ND	1.0		µg/L	1	1/6/2022 12:40:00 AM
cis-1,3-Dichloropropene	ND	1.0		µg/L	1	1/6/2022 12:40:00 AM
1,2-Dibromo-3-chloropropane	ND	2.0		µg/L	1	1/6/2022 12:40:00 AM
Dibromochloromethane	ND	1.0		µg/L	1	1/6/2022 12:40:00 AM
Dibromomethane	ND	1.0		µg/L	1	1/6/2022 12:40:00 AM
1,2-Dichlorobenzene	ND	1.0		µg/L	1	1/6/2022 12:40:00 AM
1,3-Dichlorobenzene	ND	1.0		µg/L	1	1/6/2022 12:40:00 AM
1,4-Dichlorobenzene	ND	1.0		µg/L	1	1/6/2022 12:40:00 AM
Dichlorodifluoromethane	ND	1.0		µg/L	1	1/6/2022 12:40:00 AM
1,1-Dichloroethane	ND	1.0		µg/L	1	1/6/2022 12:40:00 AM
1,1-Dichloroethene	ND	1.0		µg/L	1	1/6/2022 12:40:00 AM
1,2-Dichloropropane	ND	1.0		µg/L	1	1/6/2022 12:40:00 AM
1,3-Dichloropropane	ND	1.0		µg/L	1	1/6/2022 12:40:00 AM
2,2-Dichloropropane	ND	2.0		µg/L	1	1/6/2022 12:40:00 AM
1,1-Dichloropropene	ND	1.0		µg/L	1	1/6/2022 12:40:00 AM
Hexachlorobutadiene	ND	1.0		µg/L	1	1/6/2022 12:40:00 AM
2-Hexanone	ND	10		µg/L	1	1/6/2022 12:40:00 AM
Isopropylbenzene	ND	1.0		µg/L	1	1/6/2022 12:40:00 AM
4-Isopropyltoluene	ND	1.0		µg/L	1	1/6/2022 12:40:00 AM
4-Methyl-2-pentanone	ND	10		µg/L	1	1/6/2022 12:40:00 AM
Methylene Chloride	ND	3.0		µg/L	1	1/6/2022 12:40:00 AM
n-Butylbenzene	ND	3.0		µg/L	1	1/6/2022 12:40:00 AM
n-Propylbenzene	ND	1.0		µg/L	1	1/6/2022 12:40:00 AM
sec-Butylbenzene	ND	1.0		µg/L	1	1/6/2022 12:40:00 AM
Styrene	ND	1.0		µg/L	1	1/6/2022 12:40:00 AM
tert-Butylbenzene	ND	1.0		µg/L	1	1/6/2022 12:40:00 AM
1,1,1,2-Tetrachloroethane	ND	1.0		µg/L	1	1/6/2022 12:40:00 AM
1,1,2,2-Tetrachloroethane	ND	2.0		µg/L	1	1/6/2022 12:40:00 AM
Tetrachloroethene (PCE)	ND	1.0		µg/L	1	1/6/2022 12:40:00 AM
trans-1,2-DCE	ND	1.0		µg/L	1	1/6/2022 12:40:00 AM
trans-1,3-Dichloropropene	ND	1.0		µg/L	1	1/6/2022 12:40:00 AM
1,2,3-Trichlorobenzene	ND	1.0		µg/L	1	1/6/2022 12:40:00 AM
1,2,4-Trichlorobenzene	ND	1.0		µg/L	1	1/6/2022 12:40:00 AM
1,1,1-Trichloroethane	ND	1.0		µg/L	1	1/6/2022 12:40:00 AM
1,1,2-Trichloroethane	ND	1.0		µg/L	1	1/6/2022 12:40:00 AM
Trichloroethene (TCE)	ND	1.0		µg/L	1	1/6/2022 12:40:00 AM
Trichlorofluoromethane	ND	1.0		µg/L	1	1/6/2022 12:40:00 AM
1,2,3-Trichloropropane	ND	2.0		µg/L	1	1/6/2022 12:40:00 AM
Vinyl chloride	ND	1.0		µg/L	1	1/6/2022 12:40:00 AM

Refer to the QC Summary report and sample login checklist for flagged QC data and preservation information.

Qualifiers:	*	Value exceeds Maximum Contaminant Level.
	D	Sample Diluted Due to Matrix
	H	Holding times for preparation or analysis exceeded
	ND	Not Detected at the Reporting Limit
	PQL	Practical Quantitative Limit
	S	% Recovery outside of range due to dilution or matrix interference

B	Analyte detected in the associated Method Blank
E	Estimated value
J	Analyte detected below quantitation limits
P	Sample pH Not In Range
RL	Reporting Limit

Hall Environmental Analysis Laboratory, Inc.

Analytical Report

Lab Order 2201113

Date Reported: 2/9/2022

CLIENT: ██████████

Client Sample ID: Eagle Springs

Project: Eagle Springs

Collection Date: 1/4/2022 12:30:00 PM

Lab ID: 2201113-001

Matrix: AQUEOUS

Received Date: 1/4/2022 4:11:00 PM

Analyses	Result	RL	Qual	Units	DF	Date Analyzed
EPA METHOD 8260B: VOLATILES						Analyst: CCM
Xylenes, Total	ND	1.5		µg/L	1	1/6/2022 12:40:00 AM
Surr: 1,2-Dichloroethane-d4	103	70-130		%Rec	1	1/6/2022 12:40:00 AM
Surr: 4-Bromofluorobenzene	102	70-130		%Rec	1	1/6/2022 12:40:00 AM
Surr: Dibromofluoromethane	107	70-130		%Rec	1	1/6/2022 12:40:00 AM
Surr: Toluene-d8	97.4	70-130		%Rec	1	1/6/2022 12:40:00 AM
TOTAL PHENOLICS BY SW-846 9067						Analyst: JPM
Phenolics	ND	5.0		µg/L	1	1/13/2022 8:38:00 AM
SM 2540 C: TOTAL DISSOLVED SOLIDS						Analyst: KS
Total Dissolved Solids	224	20.0		mg/L	1	1/12/2022 11:55:00 AM
SM4500-H+B / 9040C: PH						Analyst: LRN
pH	7.67		H	pH units	1	1/6/2022 2:03:51 PM

Refer to the QC Summary report and sample login checklist for flagged QC data and preservation information.

Qualifiers:	*	Value exceeds Maximum Contaminant Level.	B	Analyte detected in the associated Method Blank
	D	Sample Diluted Due to Matrix	E	Estimated value
	H	Holding times for preparation or analysis exceeded	J	Analyte detected below quantitation limits
	ND	Not Detected at the Reporting Limit	P	Sample pH Not In Range
	PQL	Practical Quantitative Limit	RL	Reporting Limit
	S	% Recovery outside of range due to dilution or matrix interference		

Anatek Labs, Inc.

1282 Alturas Drive - Moscow, ID 83843 - (208) 883-2839 - Fax (208) 8829246 - email moscow@anateklabs.com
504 E Sprague Ste. D - Spokane, WA 99202 - (509) 838-3999 - fax (509) 838-4433 - email spokane@anateklabs.com

Lab Federal ID#:	See Below	Lab/Sample Number:	MCA0118-01
Date Received:	01/07/2022	Date Reported by Lab:	02/02/2022
Compliance Sample:		Replacement Sample:	
Collect Date:	01/04/2022	Collection Time:	12:30
Sample Type:			
PWS#:		PWS Name:	Hall Environmental Analysis Lab
Sample Point/ Location:	2201113-001F (Eagle Spring)	Tag#/Facility ID:	
Contact Name:	Andy Freeman	Contact Phone:	<i>See Signature Page</i>
Lab Federal ID#:	ID00013		

Public Drinking Water System Analysis Report

Synthetic Organic Chemical (SOC) Analysis Report:

FRDS	Analyte	Result	Units	MCL	MRL	Analyzed	Analyst	Method	Qualifier
2034	Glyphosate	ND	ug/L	700	5.00	1/10/22 17:47	BKP	EPA 547	
2005	Endrin	ND	ug/L	2	0.0100	1/14/22 18:56	GPB	EPA 505	
2010	Lindane (BHC-Gamma)	ND	ug/L	0.2	0.0200	1/14/22 18:56	GPB	EPA 505	
2015	Methoxychlor	ND	ug/L	40	0.100	1/14/22 18:56	GPB	EPA 505	
2020	Toxaphene	ND	ug/L	3	1.00	1/14/22 18:56	GPB	EPA 505	
2065	Heptachlor	ND	ug/L	0.4	0.0400	1/14/22 18:56	GPB	EPA 505	
2067	Heptachlor epoxide	ND	ug/L	0.2	0.0200	1/14/22 18:56	GPB	EPA 505	
2383	PCBs	ND	ug/L	0.5	0.500	1/14/22 18:56	GPB	EPA 505	
2959	Chlordane	ND	ug/L	2	0.200	1/14/22 18:56	GPB	EPA 505	

Anatek Labs, Inc.

1282 Alturas Drive - Moscow, ID 83843 - (208) 883-2839 - Fax (208) 8829246 - email moscow@anateklabs.com
504 E Sprague Ste. D - Spokane, WA 99202 - (509) 838-3999 - fax (509) 838-4433 - email spokane@anateklabs.com

Lab Federal ID#:	See Below	Lab/Sample Number:	MCA0118-02
Date Received:	01/07/2022	Date Reported by Lab:	02/02/2022
Compliance Sample:		Replacement Sample:	
Collect Date:	01/04/2022	Collection Time:	12:30
Sample Type:			
PWS#:		PWS Name:	Hall Environmental Analysis Lab
Sample Point/ Location:	2201113-001G (Eagle Spring)	Tag#/Facility ID:	
Contact Name:	Andy Freeman	Contact Phone:	<i>See Signature Page</i>
Lab Federal ID#:	ID00013		

Public Drinking Water System Analysis Report

Synthetic Organic Chemical (SOC) Analysis Report:

FRDS	Analyte	Result	Units	MCL	MRL	Analyzed	Analyst	Method	Qualifier
2036	Oxamyl (Vydate)	ND	ug/L	200	2.00	1/12/22 2:16	BKP	EPA 531.2	
2046	Carbofuran	ND	ug/L	40	0.900	1/12/22 2:16	BKP	EPA 531.2	

Anatek Labs, Inc.

1282 Alturas Drive - Moscow, ID 83843 - (208) 883-2839 - Fax (208) 8829246 - email moscow@anateklabs.com
504 E Sprague Ste. D - Spokane, WA 99202 - (509) 838-3999 - fax (509) 838-4433 - email spokane@anateklabs.com

Lab Federal ID#:	See Below	Lab/Sample Number:	MCA0118-03
Date Received:	01/07/2022	Date Reported by Lab:	02/02/2022
Compliance Sample:		Replacement Sample:	
Collect Date:	01/04/2022	Collection Time:	12:30
Sample Type:			
PWS#:		PWS Name:	Hall Environmental Analysis Lab
Sample Point/ Location:	2201113-001H (Eagle Spring)	Tag#/Facility ID:	
Contact Name:	Andy Freeman	Contact Phone:	<i>See Signature Page</i>
Lab Federal ID#:	ID00013		

Public Drinking Water System Analysis Report

Synthetic Organic Chemical (SOC) Analysis Report:

FRDS	Analyte	Result	Units	MCL	MRL	Analyzed	Analyst	Method	Qualifier
2035	Di(2-ethylhexyl)adipate	ND	ug/L	400	0.600	1/13/22 7:38	BMM	EPA 525.2	
2037	Simazine	ND	ug/L	4	0.0700	1/13/22 7:38	BMM	EPA 525.2	
2039	Di(2-ethylhexyl)phthalate	ND	ug/L	6	0.600	1/13/22 7:38	BMM	EPA 525.2	
2042	Hexachlorocyclopentadiene	ND	ug/L	50	0.100	1/13/22 7:38	BMM	EPA 525.2	
2050	Atrazine	ND	ug/L	3	0.100	1/13/22 7:38	BMM	EPA 525.2	
2051	Alachlor (Lasso)	ND	ug/L	2	0.200	1/13/22 7:38	BMM	EPA 525.2	
2274	Hexachlorobenzene	ND	ug/L	1	0.100	1/13/22 7:38	BMM	EPA 525.2	
2306	Benzo[a]pyrene	ND	ug/L	0.2	0.0200	1/13/22 7:38	BMM	EPA 525.2	

Anatek Labs, Inc.

1282 Alturas Drive - Moscow, ID 83843 - (208) 883-2839 - Fax (208) 8829246 - email moscow@anateklabs.com
504 E Sprague Ste. D - Spokane, WA 99202 - (509) 838-3999 - fax (509) 838-4433 - email spokane@anateklabs.com

Lab Federal ID#:	See Below	Lab/Sample Number:	MCA0118-04
Date Received:	01/07/2022	Date Reported by Lab:	02/02/2022
Compliance Sample:		Replacement Sample:	
Collect Date:	01/04/2022	Collection Time:	12:30
Sample Type:			
PWS#:		PWS Name:	Hall Environmental Analysis Lab
Sample Point/ Location:	2201113-001I (Eagle Spring)	Tag#/Facility ID:	
Contact Name:	Andy Freeman	Contact Phone:	<i>See Signature Page</i>
Lab Federal ID#:	ID00013		

Public Drinking Water System Analysis Report

Synthetic Organic Chemical (SOC) Analysis Report:

FRDS	Analyte	Result	Units	MCL	MRL	Analyzed	Analyst	Method	Qualifier
2033	Endothall	ND	ug/L	100	9.00	1/13/22 18:15	GPB	EPA 548.1	
2031	Dalapon	ND	ug/L	200	1.00	1/11/22 18:08	SAT	EPA 515.4	
2040	Picloram	ND	ug/L	500	0.100	1/11/22 18:08	SAT	EPA 515.4	
2041	Dinoseb	ND	ug/L	7	0.200	1/11/22 18:08	SAT	EPA 515.4	
2105	2,4-D	ND	ug/L	70	0.100	1/11/22 18:08	SAT	EPA 515.4	
2110	2,4,5-TP (Silvex)	ND	ug/L	50	0.200	1/11/22 18:08	SAT	EPA 515.4	
2326	Pentachlorophenol	ND	ug/L	1	0.0400	1/11/22 18:08	SAT	EPA 515.4	

Anatek Labs, Inc.

1282 Alturas Drive - Moscow, ID 83843 - (208) 883-2839 - Fax (208) 8829246 - email moscow@anateklabs.com
504 E Sprague Ste. D - Spokane, WA 99202 - (509) 838-3999 - fax (509) 838-4433 - email spokane@anateklabs.com

Lab Federal ID#:	See Below	Lab/Sample Number:	MCA0118-05
Date Received:	01/07/2022	Date Reported by Lab:	02/02/2022
Compliance Sample:		Replacement Sample:	
Collect Date:	01/04/2022	Collection Time:	12:30
Sample Type:			
PWS#:		PWS Name:	Hall Environmental Analysis Lab
Sample Point/ Location:	2201113-001J (Eagle Spring)	Tag#/Facility ID:	
Contact Name:	Andy Freeman	Contact Phone:	<i>See Signature Page</i>
Lab Federal ID#:	ID00013		

Public Drinking Water System Analysis Report

Synthetic Organic Chemical (SOC) Analysis Report:

FRDS	Analyte	Result	Units	MCL	MRL	Analyzed	Analyst	Method	Qualifier
2032	Diquat	ND	ug/L	20	0.400	1/31/22 20:35	taz	EPA 549.2	

Anatek Labs, Inc.

1282 Alturas Drive - Moscow, ID 83843 - (208) 883-2839 - Fax (208) 8829246 - email moscow@anateklabs.com
504 E Sprague Ste. D - Spokane, WA 99202 - (509) 838-3999 - fax (509) 838-4433 - email spokane@anateklabs.com

Lab Federal ID#:	See Below	Lab/Sample Number:	MCA0118-06
Date Received:	01/07/2022	Date Reported by Lab:	02/02/2022
Compliance Sample:		Replacement Sample:	
Collect Date:	01/04/2022	Collection Time:	12:30
Sample Type:			
PWS#:		PWS Name:	Hall Environmental Analysis Lab
Sample Point/ Location:	2201113-001K (Eagle Spring)	Tag#/Facility ID:	
Contact Name:	Andy Freeman	Contact Phone:	<i>See Signature Page</i>
Lab Federal ID#:	ID00013		

Public Drinking Water System Analysis Report

Inorganic Chemical (IOC) Analysis Report:

FRDS	Analyte	Result	Units	MCL	MRL	Analyzed	Analyst	Method	Qualifier
1905	Color	ND @ pH 7.56	Color Units	15	5.00	1/18/22 10:20	LAC	SM 2120 B	H3
1920	Odor (threshold #)	ND	T.O.N.	3	1.00	1/18/22 10:20	LAC	SM 2150 B	

Anatek Labs, Inc.

1282 Alturas Drive - Moscow, ID 83843 - (208) 883-2839 - Fax (208) 8829246 - email moscow@anateklabs.com
504 E Sprague Ste. D - Spokane, WA 99202 - (509) 838-3999 - fax (509) 838-4433 - email spokane@anateklabs.com

Lab Federal ID#:	See Below	Lab/Sample Number:	MCA0118-07
Date Received:	01/07/2022	Date Reported by Lab:	02/02/2022
Compliance Sample:		Replacement Sample:	
Collect Date:	01/04/2022	Collection Time:	12:30
Sample Type:			
PWS#:		PWS Name:	Hall Environmental Analysis Lab
Sample Point/ Location:	2201113-001L (Eagle Spring)	Tag#/Facility ID:	
Contact Name:	Andy Freeman	Contact Phone:	<i>See Signature Page</i>
Lab Federal ID#:	ID00013		

Public Drinking Water System Analysis Report

Inorganic Chemical (IOC) Analysis Report:

FRDS	Analyte	Result	Units	MCL	MRL	Analyzed	Analyst	Method	Qualifier
1927	Alkalinity as CaCO3	31.0 to pH 4.2	mg CaCO3/L		2.00	1/13/22 11:43	LAC	SM 2320 B	
1016	Calcium	4.83	mg/L		0.100	1/11/22 14:20	TEC	EPA 200.7	
1997	Langlier Index	-1.89			-20.0	1/13/22 11:43	LAC	Calculation	
1925	pH	7.49 @ 18.2°C	pH Units			1/13/22 11:43	LAC	SM 4500-H-B	H5
1930	Total Dissolved Solids	222	mg/L	500	50.0	1/11/22 14:25	LAC	SM 2540 C	
2905	Surfactants	ND	mg/kg 342.4MW		0.0500	1/10/22 14:18	TAZ	SM 5540 C	H3

Anatek Labs, Inc.

1282 Alturas Drive - Moscow, ID 83843 - (208) 883-2839 - Fax (208) 8829246 - email moscow@anateklabs.com
504 E Sprague Ste. D - Spokane, WA 99202 - (509) 838-3999 - fax (509) 838-4433 - email spokane@anateklabs.com

Lab Federal ID#:	See Below	Lab/Sample Number:	MCA0118-08
Date Received:	01/07/2022	Date Reported by Lab:	02/02/2022
Compliance Sample:		Replacement Sample:	
Collect Date:	01/04/2022	Collection Time:	12:30
Sample Type:			
PWS#:		PWS Name:	Hall Environmental Analysis Lab
Sample Point/ Location:	2201113-001M (Eagle Spring)	Tag#/Facility ID:	
Contact Name:	Andy Freeman	Contact Phone:	<i>See Signature Page</i>
Lab Federal ID#:	ID00013		

Public Drinking Water System Analysis Report

Inorganic Chemical (IOC) Analysis Report:

FRDS	Analyte	Result	Units	MCL	MRL	Analyzed	Analyst	Method	Qualifier
1024	Cyanide	ND	mg/L	0.2	0.0100	1/12/22 9:00	BKP	EPA 335.4	

Andy Freeman
Hall Environmental Analysis Lab
4901 Hawkins NE Suite D
Albuquerque, NM 87109
505-345-3975

Authorized Signature,



Justin Doty For Todd Taruscio, Laboratory Manager

H3 Sample was received past holding time.
H5 This test is specified to be performed in the field within 15 minutes of sampling; sample was received and analyzed past the regulatory holding time.
R7 LFB/LFBD RPD exceeded the laboratory acceptance limit. Recovery met acceptance criteria.
PQL Practical Quantitation Limit
ND Not Detected
MCL EPA's Maximum Contaminant Level
Dry Sample results reported on a dry weight basis
* Not a certified analyte
RPD Relative Percent Difference
%REC Percent Recovery
Source Sample that was spiked or duplicated.

This report shall not be reproduced except in full, without the written approval of the laboratory
The results reported related only to the samples indicated.

MCA0118



Due: 01/24/22

SUB CONTRACTOR: Anatek ID	COMPANY: Anatek Labs, Inc.	PHONE: (208) 883-2839	FAX: (208) 883-2490
ADDRESS: 1282 Alturas Dr		ACCOUNT #:	EMAIL:
CITY, STATE, ZIP: Moscow, ID 83843			

ITEM	SAMPLE	CLIENT SAMPLE ID	BOTTLE TYPE	MATRIX	COLLECTION DATE	# CONTAINERS	ANALYTICAL COMMENTS
1	2201113-001F	Eagle Spring	VOANA2S20	Aqueous	1/4/2022 12:30:00 PM	2	Full SOC W/O EDB
2	2201113-001G	Eagle Spring	VOAC6H7KO	Aqueous	1/4/2022 12:30:00 PM	2	Full SOC W/O EDB
3	2201113-001H	Eagle Spring	1LAMGNASO	Aqueous	1/4/2022 12:30:00 PM	1	Full SOC W/O EDB
4	2201113-001I	Eagle Spring	500AMBNA2	Aqueous	1/4/2022 12:30:00 PM	1	Full SOC W/O EDB
5	2201113-001J	Eagle Spring	250 HDPE N	Aqueous	1/4/2022 12:30:00 PM	1	Full SOC W/O EDB
6	2201113-001K	Eagle Spring	1Lamber	Aqueous	1/4/2022 12:30:00 PM	1	Color Odor
7	2201113-001L	Eagle Spring	500HDPE	Aqueous	1/4/2022 12:30:00 PM	1	Corrosivity, Surfactants
8	2201113-001M	Eagle Spring	500AMBHDP	Aqueous	1/4/2022 12:30:00 PM	1	Cyanide in Drinking water

SPECIAL INSTRUCTIONS / COMMENTS:

Please include the LAB ID and the CLIENT SAMPLE ID on all final reports. Please e-mail results to lab@hallenvironmental.com. Please return all coolers and blue ice. Thank you.

Relinquished By: <i>CME</i>	Date: 1/5/2022	Time: 8:35 AM	Received By: <i>JJ</i>	Date: 1/7/22	Time: 14:40	REPORT TRANSMITTAL DESIRED: <input type="checkbox"/> HARDCOPY (extra cost) <input type="checkbox"/> FAX <input type="checkbox"/> EMAIL <input type="checkbox"/> ONLINE
Relinquished By:	Date:	Time:	Received By:	Date:	Time:	
Relinquished By:	Date:	Time:	Received By:	Date:	Time:	
TAT: Standard <input checked="" type="checkbox"/> RUSH Next BD <input type="checkbox"/> 2nd BD <input type="checkbox"/> 3rd BD <input type="checkbox"/>						FOR LAB USE ONLY Temp of samples: _____ °C Attempt to Cool? _____ Comments: _____



Client Name: Hall Project: _____

TAT: Normal RUSH: _____ days

Samples Received From: FedEx UPS USPS Client Courier Other: _____

Custody Seal on Cooler/Box: Yes No Custody Seals Intact: Yes No N/A

Number of Coolers/Boxes: 2 Type of Ice: Ice Packs Blue Ice Dry Ice None

Packing Material: Bubble Wrap Bags Foam/Peanuts None Other: _____

Cooler Temp As Read (°C): 3.0 Cooler Temp Corrected (°C): - Thermometer Used: JR-5

Samples Received Intact? Yes No N/A
 Chain of Custody Present? Yes No N/A
 Samples Received Within Hold Time? Yes No N/A
 Samples Properly Preserved? Yes No N/A
 VOC Vials Free of Headspace (<6mm)? Yes No N/A
 VOC Trip Blanks Present? Yes No N/A
 Labels and Chains Agree? Yes No N/A
 Total Number of Sample Bottles Received: 10

Comments:

Chain of Custody Fully Completed? Yes No N/A
 Correct Containers Received? Yes No N/A
 Anatek Bottles Used? Yes No Unknown

Record preservatives (and lot numbers, if known) for containers below:

ST - Glyphosate/Pest PCB - g 44mL x 2 NaOH - Cn - p 500mL
 ST/PDC - Carbamates - g 44mL x 2
 SS/HCl - SOL 525 - g 1L
 ST - Endothall/Herb 515 - g 500mL
 ST - Diquat - p 250mL

Notes, comments, etc. (also use this space if contacting the client - record names and date/time)

Color/Odor - g 1L
 Corrosivity/Surfactants - p 500mL

Received/Inspected By: JJ Date/Time: 1/7/22 14:40

February 08, 2022

Andy Freeman
Hall Environmental
4901 Hawkins NE
Albuquerque, NM 87109

RE: Project: 2201113
Pace Project No.: 30458569

Dear Andy Freeman:

Enclosed are the analytical results for sample(s) received by the laboratory on January 07, 2022. The results relate only to the samples included in this report. Results reported herein conform to the applicable TNI/NELAC Standards and the laboratory's Quality Manual, where applicable, unless otherwise noted in the body of the report.

The test results provided in this final report were generated by each of the following laboratories within the Pace Network:

- Pace Analytical Services - Greensburg

If you have any questions concerning this report, please feel free to contact me.

Sincerely,



Karen L. Smetanka
karen.smetanka@pacelabs.com
(724)850-5600
Project Manager

Enclosures

cc: Ms. Jackie Ball, Hall Environmental
Michelle Garcia, Hall Environmental



REPORT OF LABORATORY ANALYSIS

This report shall not be reproduced, except in full,
without the written consent of Pace Analytical Services, LLC.

CERTIFICATIONS

Project: 2201113
Pace Project No.: 30458569

Pace Analytical Services Pennsylvania

1638 Roseytown Rd Suites 2,3&4, Greensburg, PA 15601

ANAB DOD-ELAP Rad Accreditation #: L2417

Alabama Certification #: 41590

Arizona Certification #: AZ0734

Arkansas Certification

California Certification #: 04222CA

Colorado Certification #: PA01547

Connecticut Certification #: PH-0694

Delaware Certification

EPA Region 4 DW Rad

Florida/TNI Certification #: E87683

Georgia Certification #: C040

Guam Certification

Florida: Cert E871149 SEKS WET

Hawaii Certification

Idaho Certification

Illinois Certification

Indiana Certification

Iowa Certification #: 391

Kansas/TNI Certification #: E-10358

Kentucky Certification #: KY90133

KY WW Permit #: KY0098221

KY WW Permit #: KY0000221

Louisiana DHH/TNI Certification #: LA180012

Louisiana DEQ/TNI Certification #: 4086

Maine Certification #: 2017020

Maryland Certification #: 308

Massachusetts Certification #: M-PA1457

Michigan/PADEP Certification #: 9991

Missouri Certification #: 235

Montana Certification #: Cert0082

Nebraska Certification #: NE-OS-29-14

Nevada Certification #: PA014572018-1

New Hampshire/TNI Certification #: 297617

New Jersey/TNI Certification #: PA051

New Mexico Certification #: PA01457

New York/TNI Certification #: 10888

North Carolina Certification #: 42706

North Dakota Certification #: R-190

Ohio EPA Rad Approval: #41249

Oregon/TNI Certification #: PA200002-010

Pennsylvania/TNI Certification #: 65-00282

Puerto Rico Certification #: PA01457

Rhode Island Certification #: 65-00282

South Dakota Certification

Tennessee Certification #: 02867

Texas/TNI Certification #: T104704188-17-3

Utah/TNI Certification #: PA014572017-9

USDA Soil Permit #: P330-17-00091

Vermont Dept. of Health: ID# VT-0282

Virgin Island/PADEP Certification

Virginia/VELAP Certification #: 460198

Washington Certification #: C868

West Virginia DEP Certification #: 143

West Virginia DHHR Certification #: 9964C

Wisconsin Approve List for Rad

Wyoming Certification #: 8TMS-L

REPORT OF LABORATORY ANALYSIS

This report shall not be reproduced, except in full,
without the written consent of Pace Analytical Services, LLC.

SAMPLE SUMMARY

Project: 2201113
Pace Project No.: 30458569

Lab ID	Sample ID	Matrix	Date Collected	Date Received
30458569001	2201113-001 / Eagle Spring	Water	01/04/22 12:30	01/07/22 10:30

REPORT OF LABORATORY ANALYSIS

This report shall not be reproduced, except in full,
without the written consent of Pace Analytical Services, LLC.

SAMPLE ANALYTE COUNT

Project: 2201113
Pace Project No.: 30458569

Lab ID	Sample ID	Method	Analysts	Analytes Reported	Laboratory
30458569001	2201113-001 / Eagle Spring	EPA 900.0	RJS	2	PASI-PA
		EPA 903.1	MK1	1	PASI-PA
		EPA 904.0	VAL	1	PASI-PA

PASI-PA = Pace Analytical Services - Greensburg

REPORT OF LABORATORY ANALYSIS

This report shall not be reproduced, except in full,
without the written consent of Pace Analytical Services, LLC.

PROJECT NARRATIVE

Project: 2201113
Pace Project No.: 30458569

Method: EPA 900.0
Description: 900.0 Gross Alpha/Beta
Client: Hall Environmental
Date: February 08, 2022

General Information:

1 sample was analyzed for EPA 900.0 by Pace Analytical Services Greensburg. All samples were received in acceptable condition with any exceptions noted below or on the chain-of custody and/or the sample condition upon receipt form (SCUR) attached at the end of this report.

Hold Time:

The samples were analyzed within the method required hold times with any exceptions noted below.

Method Blank:

All analytes were below the report limit in the method blank, where applicable, with any exceptions noted below.

Laboratory Control Spike:

All laboratory control spike compounds were within QC limits with any exceptions noted below.

Matrix Spikes:

All percent recoveries and relative percent differences (RPDs) were within acceptance criteria with any exceptions noted below.

Additional Comments:

REPORT OF LABORATORY ANALYSIS

This report shall not be reproduced, except in full,
without the written consent of Pace Analytical Services, LLC.

PROJECT NARRATIVE

Project: 2201113
Pace Project No.: 30458569

Method: EPA 903.1
Description: 903.1 Radium 226
Client: Hall Environmental
Date: February 08, 2022

General Information:

1 sample was analyzed for EPA 903.1 by Pace Analytical Services Greensburg. All samples were received in acceptable condition with any exceptions noted below or on the chain-of custody and/or the sample condition upon receipt form (SCUR) attached at the end of this report.

Hold Time:

The samples were analyzed within the method required hold times with any exceptions noted below.

Method Blank:

All analytes were below the report limit in the method blank, where applicable, with any exceptions noted below.

Laboratory Control Spike:

All laboratory control spike compounds were within QC limits with any exceptions noted below.

Matrix Spikes:

All percent recoveries and relative percent differences (RPDs) were within acceptance criteria with any exceptions noted below.

Additional Comments:

REPORT OF LABORATORY ANALYSIS

This report shall not be reproduced, except in full,
without the written consent of Pace Analytical Services, LLC.

PROJECT NARRATIVE

Project: 2201113
Pace Project No.: 30458569

Method: EPA 904.0
Description: 904.0 Radium 228
Client: Hall Environmental
Date: February 08, 2022

General Information:

1 sample was analyzed for EPA 904.0 by Pace Analytical Services Greensburg. All samples were received in acceptable condition with any exceptions noted below or on the chain-of custody and/or the sample condition upon receipt form (SCUR) attached at the end of this report.

Hold Time:

The samples were analyzed within the method required hold times with any exceptions noted below.

Method Blank:

All analytes were below the report limit in the method blank, where applicable, with any exceptions noted below.

Laboratory Control Spike:

All laboratory control spike compounds were within QC limits with any exceptions noted below.

Matrix Spikes:

All percent recoveries and relative percent differences (RPDs) were within acceptance criteria with any exceptions noted below.

Additional Comments:

This data package has been reviewed for quality and completeness and is approved for release.

REPORT OF LABORATORY ANALYSIS

This report shall not be reproduced, except in full,
without the written consent of Pace Analytical Services, LLC.

QUALITY CONTROL - RADIOCHEMISTRY

Project: 2201113
Pace Project No.: 30458569

QC Batch: 479184	Analysis Method: EPA 903.1
QC Batch Method: EPA 903.1	Analysis Description: 903.1 Radium-226
	Laboratory: Pace Analytical Services - Greensburg

Associated Lab Samples: 30458569001

METHOD BLANK: 2315319 Matrix: Water

Associated Lab Samples: 30458569001

Parameter	Act ± Unc (MDC) Carr Trac	Units	Analyzed	Qualifiers
Radium-226	0.232 ± 0.361 (0.625) C:NA T:99%	pCi/L	01/28/22 13:52	

Results presented on this page are in the units indicated by the "Units" column except where an alternate unit is presented to the right of the result.

REPORT OF LABORATORY ANALYSIS

This report shall not be reproduced, except in full,
without the written consent of Pace Analytical Services, LLC.

QUALITY CONTROL - RADIOCHEMISTRY

Project: 2201113
Pace Project No.: 30458569

QC Batch: 479185	Analysis Method: EPA 904.0
QC Batch Method: EPA 904.0	Analysis Description: 904.0 Radium 228
	Laboratory: Pace Analytical Services - Greensburg

Associated Lab Samples: 30458569001

METHOD BLANK: 2315320 Matrix: Water

Associated Lab Samples: 30458569001

Parameter	Act ± Unc (MDC) Carr Trac	Units	Analyzed	Qualifiers
Radium-228	0.0282 ± 0.242 (0.565) C:82% T:80%	pCi/L	01/26/22 14:04	

Results presented on this page are in the units indicated by the "Units" column except where an alternate unit is presented to the right of the result.

REPORT OF LABORATORY ANALYSIS

This report shall not be reproduced, except in full,
without the written consent of Pace Analytical Services, LLC.

QUALITY CONTROL - RADIOCHEMISTRY

Project: 2201113
Pace Project No.: 30458569

QC Batch: 480471	Analysis Method: EPA 900.0
QC Batch Method: EPA 900.0	Analysis Description: 900.0 Gross Alpha/Beta
	Laboratory: Pace Analytical Services - Greensburg

Associated Lab Samples: 30458569001

METHOD BLANK: 2321737 Matrix: Water

Associated Lab Samples: 30458569001

Parameter	Act ± Unc (MDC) Carr Trac	Units	Analyzed	Qualifiers
Gross Alpha	-1.53 ± 0.657 (2.77) C:NA T:NA	pCi/L	02/02/22 07:59	
Gross Beta	-0.676 ± 0.559 (1.76) C:NA T:NA	pCi/L	02/02/22 07:59	

Results presented on this page are in the units indicated by the "Units" column except where an alternate unit is presented to the right of the result.

REPORT OF LABORATORY ANALYSIS

This report shall not be reproduced, except in full,
without the written consent of Pace Analytical Services, LLC.

QUALIFIERS

Project: 2201113
Pace Project No.: 30458569

DEFINITIONS

DF - Dilution Factor, if reported, represents the factor applied to the reported data due to dilution of the sample aliquot.

ND - Not Detected at or above adjusted reporting limit.

TNTC - Too Numerous To Count

J - Estimated concentration above the adjusted method detection limit and below the adjusted reporting limit.

MDL - Adjusted Method Detection Limit.

PQL - Practical Quantitation Limit.

RL - Reporting Limit - The lowest concentration value that meets project requirements for quantitative data with known precision and bias for a specific analyte in a specific matrix.

S - Surrogate

1,2-Diphenylhydrazine decomposes to and cannot be separated from Azobenzene using Method 8270. The result for each analyte is a combined concentration.

Consistent with EPA guidelines, unrounded data are displayed and have been used to calculate % recovery and RPD values.

LCS(D) - Laboratory Control Sample (Duplicate)

MS(D) - Matrix Spike (Duplicate)

DUP - Sample Duplicate

RPD - Relative Percent Difference

NC - Not Calculable.

SG - Silica Gel - Clean-Up

U - Indicates the compound was analyzed for, but not detected.

N-Nitrosodiphenylamine decomposes and cannot be separated from Diphenylamine using Method 8270. The result reported for each analyte is a combined concentration.

Reported results are not rounded until the final step prior to reporting. Therefore, calculated parameters that are typically reported as "Total" may vary slightly from the sum of the reported component parameters.

Act - Activity

Unc - Uncertainty: For Safe Drinking Water Act (SDWA) analyses, the reported Unc. is the calculated Count Uncertainty (95% confidence interval) using a coverage factor of 1.96. For all other matrices (non-SDWA), the reported Unc. is the calculated Expanded Uncertainty (aka Combined Standard Uncertainty, CSU), reported at the 95% confidence interval using a coverage factor of 1.96.

Gamma Spec: The Unc. reported for all gamma-spectroscopy analyses (EPA 901.1), is the calculated Expanded Uncertainty (CSU) at the 95.4% confidence interval, using a coverage factor of 2.0.

(MDC) - Minimum Detectable Concentration

Trac - Tracer Recovery (%)

Carr - Carrier Recovery (%)

Pace Analytical is TNI accredited. Contact your Pace PM for the current list of accredited analytes.

TNI - The NELAC Institute.


REPORT OF LABORATORY ANALYSIS

This report shall not be reproduced, except in full,
without the written consent of Pace Analytical Services, LLC.

Hall Environmental Analysis Laboratory
 4901 Hawkins NE
 Albuquerque, NM 87109
 TEL: 505-345-3975
 FAX: 505-345-4107
 Website: clients.hallenvironmental.com

SUB CONTRACTOR: **Pace-Greensburg** COMPANY: **Pace Analytical Services, Inc.** PHONE: **(724) 850-5600** FAX: **(724) 850-5601**
 ADDRESS: **1638 Roseytown Rd Ste 2,3,4** ACCOUNT #: _____ EMAIL: _____
 CITY, STATE, ZIP: **Greensburg, PA 15601**

ITEM	SAMPLE	CLIENT SAMPLE ID	BOTTLE TYPE	MATRIX	COLLECTION DATE	# CONTAINERS	ANALYTICAL COMMENTS
1	2201113-001N	Eagle Spring	1LHDPEHNO	Aqueous	1/4/2022 12:30:00 PM	2	Ra 226/228
2	2201113-001O	Eagle Spring	1LHDPEHNO	Aqueous	1/4/2022 12:30:00 PM	2	Gross Alpha/Beta

WO# : 30458569

 30458569

SPECIAL INSTRUCTIONS / COMMENTS:

Please include the LAB ID and the CLIENT SAMPLE ID on all final reports. Please e-mail results to lab@hallenvironmental.com. Please return all coolers and blue ice. Thank you.

Relinquished By: <i>OM</i>	Date: 1/5/2022	Time: 8:37 AM	Received By: <i>[Signature]</i>	Date: 2/11/2027	Time: 10:30
Relinquished By:	Date:	Time:	Received By:	Date: 1/1/20	Time:
Relinquished By:	Date:	Time:	Received By:	Date:	Time:
TAT: Standard <input checked="" type="checkbox"/>			RUSH	Next BD <input type="checkbox"/>	2nd BD <input type="checkbox"/>
					3rd BD <input type="checkbox"/>

REPORT TRANSMITTAL DESIRED:
 HARD COPY (extra cost) FAX EMAIL ONLINE

FOR LAB USE ONLY
 Temp of samples _____ °C Attempt to Cool? _____
 Comments: _____



Pace Greensburg Lab -Sample Container Count

Profile Number 1845

Client

Site

Notes

Sample Line Item	Matrix	AG1H	AG1S	AG1T	AG2U	AG3S	AG3U	AG5U	AG5T	BG1U	BG2U	BP1N	BP1U	BP2S	BP2U	BP3C	BP3N	BP3S	BP3U	DG9S	GCUB	VG9H	VG9T	VG9U	VOAK	WGFU	WGKU	ZPLC
1												4																
2																												
3																												
4																												
5																												
6																												
7																												
8																												
9																												
10																												
11																												
12																												

30458569

Container Codes

Glass	
GJN	1 Gallon Jug with HNO3
AG5U	100mL amber glass unpreserved
AG5T	100mL amber glass Na Thiosulfate
GJN	1 Gallon Jug
AG1S	1L amber glass H2SO4
AG1H	1L amber glass HCl
AG1T	1L amber glass Na Thiosulfate
BG1U	1L clear glass unpreserved
AG3S	250mL amber glass H2SO4
AG3U	250mL amber glass unpreserved
DG9S	40mL amber VOA vial H2SO4
VG9U	40mL clear VOA vial
VG9T	40mL clear VOA vial Na Thiosulfate
VG9H	40mL clear VOA vial HCl
JGFU	4oz amber wide jar
WGFU	4oz wide jar unpreserved
BG2U	500mL clear glass unpreserved
AG2U	500mL amber glass unpreserved
WGKU	8oz wide jar unpreserved

Plastic / Misc.	
GCUB	1 Gallon Cubitainer
12GN	1/2 Gallon Cubitainer
SP5T	120mL Coliform Na Thiosulfate
BP1N	1L plastic HNO3
BP1U	1L plastic unpreserved
BP3S	250mL plastic H2SO4
BP3N	250mL plastic HNO3
BP3U	250mL plastic unpreserved
BP3C	250mL plastic NAOH
BP2S	500mL plastic H2SO4
BP2U	500mL plastic unpreserved
EZI	5g Encore
VOAK	Kit for Volatile Solid
I	Wipe/Swab
ZPLC	Ziploc Bag
WT	Water
SL	Solid
OL	Non-aqueous liquid
WP	Wipe

Pittsburgh Lab Sample Condition Upon Receipt



Client Name: Hall Environmental

Project # # 30458569

Courier: Fed Ex UPS USPS Client Commercial Pace Other _____

Tracking #: 9242 2964 4274

Label <u>AL</u>
LIMS Login <u>VL</u>

Custody Seal on Cooler/Box Present: yes no Seals intact: yes no

Thermometer Used _____ Type of Ice: Wet Blue None

Cooler Temperature Observed Temp _____ °C Correction Factor: _____ °C Final Temp: _____ °C

Temp should be above freezing to 6°C

Comments:	Yes	No	N/A	pH paper Lot#	Date and initials of person examining contents:
				1002811	AL 1/10/22
Chain of Custody Present:	<input checked="" type="checkbox"/>	<input type="checkbox"/>	<input type="checkbox"/>	1.	
Chain of Custody Filled Out:	<input checked="" type="checkbox"/>	<input type="checkbox"/>	<input type="checkbox"/>	2.	
Chain of Custody Relinquished:	<input checked="" type="checkbox"/>	<input type="checkbox"/>	<input type="checkbox"/>	3.	
Sampler Name & Signature on COC:	<input type="checkbox"/>	<input checked="" type="checkbox"/>	<input type="checkbox"/>	4.	
Sample Labels match COC:	<input checked="" type="checkbox"/>	<input type="checkbox"/>	<input type="checkbox"/>	5.	
-Includes date/time/ID Matrix: <u>WT</u>					
Samples Arrived within Hold Time:	<input checked="" type="checkbox"/>	<input type="checkbox"/>	<input type="checkbox"/>	6.	
Short Hold Time Analysis (<72hr remaining):	<input type="checkbox"/>	<input checked="" type="checkbox"/>	<input type="checkbox"/>	7.	
Rush Turn Around Time Requested:	<input type="checkbox"/>	<input checked="" type="checkbox"/>	<input type="checkbox"/>	8.	
Sufficient Volume:	<input checked="" type="checkbox"/>	<input type="checkbox"/>	<input type="checkbox"/>	9.	
Correct Containers Used:	<input checked="" type="checkbox"/>	<input type="checkbox"/>	<input type="checkbox"/>	10.	
-Pace Containers Used:	<input type="checkbox"/>	<input checked="" type="checkbox"/>	<input type="checkbox"/>		
Containers Intact:	<input checked="" type="checkbox"/>	<input type="checkbox"/>	<input type="checkbox"/>	11.	
Orthophosphate field filtered	<input type="checkbox"/>	<input type="checkbox"/>	<input checked="" type="checkbox"/>	12.	
Hex Cr Aqueous sample field filtered	<input type="checkbox"/>	<input type="checkbox"/>	<input checked="" type="checkbox"/>	13.	
Organic Samples checked for dechlorination:	<input type="checkbox"/>	<input type="checkbox"/>	<input checked="" type="checkbox"/>	14.	
Filtered volume received for Dissolved tests	<input type="checkbox"/>	<input type="checkbox"/>	<input checked="" type="checkbox"/>	15.	
All containers have been checked for preservation.	<input checked="" type="checkbox"/>	<input type="checkbox"/>	<input type="checkbox"/>	16.	
exceptions: VOA, coliform, TOC, O&G, Phenolics, Radon, Non-aqueous matrix					
All containers meet method preservation requirements.	<input checked="" type="checkbox"/>	<input type="checkbox"/>	<input type="checkbox"/>	Initial when completed <u>AL</u>	Date/time of preservation
				Lot # of added preservative	
Headspace in VOA Vials (>6mm):	<input type="checkbox"/>	<input type="checkbox"/>	<input checked="" type="checkbox"/>	17.	
Trip Blank Present:	<input type="checkbox"/>	<input type="checkbox"/>	<input checked="" type="checkbox"/>	18.	
Trip Blank Custody Seals Present	<input type="checkbox"/>	<input type="checkbox"/>	<input checked="" type="checkbox"/>		
Rad Samples Screened < 0.5 mrem/hr	<input checked="" type="checkbox"/>	<input type="checkbox"/>	<input type="checkbox"/>	Initial when completed: <u>AL</u>	Date: <u>1/10/22</u> Survey Meter SN: <u>1563</u>

Client Notification/ Resolution:

Person Contacted: _____ Date/Time: _____ Contacted By: _____

Comments/ Resolution: _____

A check in this box indicates that additional information has been stored in ereports.

Note: Whenever there is a discrepancy affecting North Carolina compliance samples, a copy of this form will be sent to the North Carolina DEHNR Certification Office (i.e. out of hold, incorrect preservative, out of temp, incorrect containers)

*PM review is documented electronically in LIMS. When the Project Manager closes the SRF Review schedule in LIMS. The review is in the Status section of the Workorder Edit Screen.

QC SUMMARY REPORT

Hall Environmental Analysis Laboratory, Inc.

WO#: 2201113

09-Feb-22

Client: ██████████
Project: Eagle Springs

Sample ID: LLLCS	SampType: LCSLL		TestCode: EPA Method 200.7: Metals							
Client ID: BatchQC	Batch ID: A84993		RunNo: 84993							
Prep Date:	Analysis Date: 1/6/2022		SeqNo: 2990190		Units: mg/L					
Analyte	Result	PQL	SPK value	SPK Ref Val	%REC	LowLimit	HighLimit	%RPD	RPDLimit	Qual
Aluminum	ND	0.020	0.01000	0	102	50	150			
Barium	ND	0.0030	0.002000	0	113	50	150			
Beryllium	ND	0.0020	0.002000	0	87.6	50	150			
Boron	0.041	0.040	0.04000	0	102	50	150			
Cadmium	0.0023	0.0020	0.002000	0	114	50	150			
Chromium	0.0061	0.0060	0.006000	0	102	50	150			
Cobalt	0.0061	0.0060	0.006000	0	102	50	150			
Copper	0.0062	0.0060	0.006000	0	103	50	150			
Iron	ND	0.050	0.02000	0	107	50	150			
Manganese	ND	0.0020	0.002000	0	99.0	50	150			
Molybdenum	ND	0.0080	0.008000	0	91.7	50	150			
Nickel	ND	0.010	0.005000	0	117	50	150			
Silver	ND	0.0050	0.005000	0	97.8	50	150			
Zinc	0.012	0.010	0.01000	0	121	50	150			

Sample ID: LCS	SampType: LCS		TestCode: EPA Method 200.7: Metals							
Client ID: LCSW	Batch ID: A84993		RunNo: 84993							
Prep Date:	Analysis Date: 1/6/2022		SeqNo: 2990192		Units: mg/L					
Analyte	Result	PQL	SPK value	SPK Ref Val	%REC	LowLimit	HighLimit	%RPD	RPDLimit	Qual
Aluminum	0.52	0.020	0.5000	0	103	85	115			
Barium	0.49	0.0030	0.5000	0	98.0	85	115			
Beryllium	0.49	0.0020	0.5000	0	98.1	85	115			
Boron	0.51	0.040	0.5000	0	101	85	115			
Cadmium	0.49	0.0020	0.5000	0	97.2	85	115			
Chromium	0.49	0.0060	0.5000	0	97.5	85	115			
Cobalt	0.48	0.0060	0.5000	0	95.2	85	115			
Copper	0.46	0.0060	0.5000	0	93.0	85	115			
Iron	0.49	0.050	0.5000	0	97.9	85	115			
Manganese	0.47	0.0020	0.5000	0	94.9	85	115			
Molybdenum	0.49	0.0080	0.5000	0	98.8	85	115			
Nickel	0.47	0.010	0.5000	0	93.7	85	115			
Silver	0.097	0.0050	0.1000	0	97.0	85	115			
Zinc	0.49	0.010	0.5000	0	97.8	85	115			

Sample ID: MB	SampType: MBLK		TestCode: EPA Method 200.7: Metals							
Client ID: PBW	Batch ID: A84993		RunNo: 84993							
Prep Date:	Analysis Date: 1/6/2022		SeqNo: 2990221		Units: mg/L					
Analyte	Result	PQL	SPK value	SPK Ref Val	%REC	LowLimit	HighLimit	%RPD	RPDLimit	Qual

Qualifiers:

- * Value exceeds Maximum Contaminant Level.
- D Sample Diluted Due to Matrix
- H Holding times for preparation or analysis exceeded
- ND Not Detected at the Reporting Limit
- PQL Practical Quantitative Limit
- S % Recovery outside of range due to dilution or matrix interference
- B Analyte detected in the associated Method Blank
- E Estimated value
- J Analyte detected below quantitation limits
- P Sample pH Not In Range
- RL Reporting Limit

QC SUMMARY REPORT

Hall Environmental Analysis Laboratory, Inc.

WO#: 2201113

09-Feb-22

Client: XXXXXXXXXX
Project: Eagle Springs

Sample ID: MB	SampType: MBLK	TestCode: EPA Method 200.7: Metals
Client ID: PBW	Batch ID: A84993	RunNo: 84993
Prep Date:	Analysis Date: 1/6/2022	SeqNo: 2990221 Units: mg/L

Analyte	Result	PQL	SPK value	SPK Ref Val	%REC	LowLimit	HighLimit	%RPD	RPDLimit	Qual
Aluminum	ND	0.020								
Barium	ND	0.0030								
Beryllium	ND	0.0020								
Boron	ND	0.040								
Cadmium	ND	0.0020								
Chromium	ND	0.0060								
Cobalt	ND	0.0060								
Copper	ND	0.0060								
Iron	ND	0.050								
Manganese	ND	0.0020								
Molybdenum	ND	0.0080								
Nickel	ND	0.010								
Silver	ND	0.0050								
Zinc	ND	0.010								

Qualifiers:

- | | |
|--|---|
| * Value exceeds Maximum Contaminant Level. | B Analyte detected in the associated Method Blank |
| D Sample Diluted Due to Matrix | E Estimated value |
| H Holding times for preparation or analysis exceeded | J Analyte detected below quantitation limits |
| ND Not Detected at the Reporting Limit | P Sample pH Not In Range |
| PQL Practical Quantitative Limit | RL Reporting Limit |
| S % Recovery outside of range due to dilution or matrix interference | |

QC SUMMARY REPORT

Hall Environmental Analysis Laboratory, Inc.

WO#: 2201113

09-Feb-22

Client: XXXXXXXXXX
Project: Eagle Springs

Analyte	Result	PQL	SPK value	SPK Ref Val	%REC	LowLimit	HighLimit	%RPD	RPDLimit	Qual
Aluminum	ND	0.020								
Barium	ND	0.0020								
Beryllium	ND	0.0020								
Boron	ND	0.040								
Cadmium	ND	0.0020								
Chromium	ND	0.0060								
Cobalt	ND	0.0060								
Copper	ND	0.0060								
Iron	ND	0.020								
Manganese	ND	0.0020								
Molybdenum	ND	0.0080								
Nickel	ND	0.010								
Silver	ND	0.0050								
Zinc	ND	0.010								

Analyte	Result	PQL	SPK value	SPK Ref Val	%REC	LowLimit	HighLimit	%RPD	RPDLimit	Qual
Aluminum	ND	0.020	0.01000	0	102	50	150			
Barium	0.0023	0.0020	0.002000	0	113	50	150			
Beryllium	ND	0.0020	0.002000	0	87.6	50	150			
Boron	0.041	0.040	0.04000	0	102	50	150			
Cadmium	0.0023	0.0020	0.002000	0	114	50	150			
Chromium	0.0061	0.0060	0.006000	0	102	50	150			
Cobalt	0.0061	0.0060	0.006000	0	102	50	150			
Copper	0.0062	0.0060	0.006000	0	103	50	150			
Iron	0.021	0.020	0.02000	0	107	50	150			
Manganese	ND	0.0020	0.002000	0	99.0	50	150			
Molybdenum	ND	0.0080	0.008000	0	91.7	50	150			
Nickel	ND	0.010	0.005000	0	117	50	150			
Silver	ND	0.0050	0.005000	0	97.8	50	150			
Zinc	0.012	0.010	0.01000	0	121	50	150			

Analyte	Result	PQL	SPK value	SPK Ref Val	%REC	LowLimit	HighLimit	%RPD	RPDLimit	Qual
Aluminum	ND	0.020								
Barium	ND	0.0020								
Beryllium	ND	0.0020								
Boron	ND	0.040								
Cadmium	ND	0.0020								
Chromium	ND	0.0060								
Cobalt	ND	0.0060								
Copper	ND	0.0060								
Iron	ND	0.020								
Manganese	ND	0.0020								
Molybdenum	ND	0.0080								
Nickel	ND	0.010								
Silver	ND	0.0050								
Zinc	ND	0.010								

Qualifiers:

- * Value exceeds Maximum Contaminant Level.
- D Sample Diluted Due to Matrix
- H Holding times for preparation or analysis exceeded
- ND Not Detected at the Reporting Limit
- PQL Practical Quantitative Limit
- S % Recovery outside of range due to dilution or matrix interference
- B Analyte detected in the associated Method Blank
- E Estimated value
- J Analyte detected below quantitation limits
- P Sample pH Not In Range
- RL Reporting Limit

QC SUMMARY REPORT

Hall Environmental Analysis Laboratory, Inc.

WO#: 2201113

09-Feb-22

Client: XXXXXXXXXX
Project: Eagle Springs

Sample ID: LCS	SampType: LCS	TestCode: EPA Method 200.7: Dissolved Metals
Client ID: LCSW	Batch ID: A84993	RunNo: 84993
Prep Date:	Analysis Date: 1/6/2022	SeqNo: 2990193 Units: mg/L

Analyte	Result	PQL	SPK value	SPK Ref Val	%REC	LowLimit	HighLimit	%RPD	RPDLimit	Qual
Aluminum	0.52	0.020	0.5000	0	103	85	115			
Barium	0.49	0.0020	0.5000	0	98.0	85	115			
Beryllium	0.49	0.0020	0.5000	0	98.1	85	115			
Boron	0.51	0.040	0.5000	0	101	85	115			
Cadmium	0.49	0.0020	0.5000	0	97.2	85	115			
Chromium	0.49	0.0060	0.5000	0	97.5	85	115			
Cobalt	0.48	0.0060	0.5000	0	95.2	85	115			
Copper	0.46	0.0060	0.5000	0	93.0	85	115			
Iron	0.49	0.020	0.5000	0	97.9	85	115			
Manganese	0.47	0.0020	0.5000	0	94.9	85	115			
Molybdenum	0.49	0.0080	0.5000	0	98.8	85	115			
Nickel	0.47	0.010	0.5000	0	93.7	85	115			
Silver	0.097	0.0050	0.1000	0	97.0	85	115			
Zinc	0.49	0.010	0.5000	0	97.8	85	115			

Qualifiers:

- | | |
|--|---|
| * Value exceeds Maximum Contaminant Level. | B Analyte detected in the associated Method Blank |
| D Sample Diluted Due to Matrix | E Estimated value |
| H Holding times for preparation or analysis exceeded | J Analyte detected below quantitation limits |
| ND Not Detected at the Reporting Limit | P Sample pH Not In Range |
| PQL Practical Quantitative Limit | RL Reporting Limit |
| S % Recovery outside of range due to dilution or matrix interference | |

QC SUMMARY REPORT

Hall Environmental Analysis Laboratory, Inc.

WO#: 2201113

09-Feb-22

Client: ██████████
Project: Eagle Springs

Sample ID: MB	SampType: MBLK	TestCode: EPA 200.8: Metals								
Client ID: PBW	Batch ID: A85050	RunNo: 85050								
Prep Date:	Analysis Date: 1/10/2022	SeqNo: 2992301	Units: mg/L							
Analyte	Result	PQL	SPK value	SPK Ref Val	%REC	LowLimit	HighLimit	%RPD	RPDLimit	Qual
Arsenic	ND	0.0010								
Copper	ND	0.0010								
Selenium	ND	0.0010								
Thallium	ND	0.00025								
Uranium	ND	0.00050								

Sample ID: LLLCS-TL	SampType: LCSLL	TestCode: EPA 200.8: Metals								
Client ID: BatchQC	Batch ID: A85050	RunNo: 85050								
Prep Date:	Analysis Date: 1/10/2022	SeqNo: 2992302	Units: mg/L							
Analyte	Result	PQL	SPK value	SPK Ref Val	%REC	LowLimit	HighLimit	%RPD	RPDLimit	Qual
Thallium	ND	0.00025	0.0002500	0	99.3	50	150			

Sample ID: LLLCS	SampType: LCSLL	TestCode: EPA 200.8: Metals								
Client ID: BatchQC	Batch ID: A85050	RunNo: 85050								
Prep Date:	Analysis Date: 1/10/2022	SeqNo: 2992303	Units: mg/L							
Analyte	Result	PQL	SPK value	SPK Ref Val	%REC	LowLimit	HighLimit	%RPD	RPDLimit	Qual
Arsenic	ND	0.0010	0.001000	0	99.7	50	150			
Copper	0.0011	0.0010	0.001000	0	107	50	150			
Selenium	0.0011	0.0010	0.001000	0	110	50	150			
Uranium	0.00051	0.00050	0.0005000	0	101	50	150			

Sample ID: LCS	SampType: LCS	TestCode: EPA 200.8: Metals								
Client ID: LCSW	Batch ID: A85050	RunNo: 85050								
Prep Date:	Analysis Date: 1/10/2022	SeqNo: 2992304	Units: mg/L							
Analyte	Result	PQL	SPK value	SPK Ref Val	%REC	LowLimit	HighLimit	%RPD	RPDLimit	Qual
Arsenic	0.026	0.0010	0.02500	0	102	85	115			
Copper	0.026	0.0010	0.02500	0	102	85	115			
Selenium	0.026	0.0010	0.02500	0	104	85	115			
Thallium	0.013	0.00025	0.01250	0	100	85	115			
Uranium	0.013	0.00050	0.01250	0	102	85	115			

Sample ID: 2201113-001DMS	SampType: MS	TestCode: EPA 200.8: Metals								
Client ID: Eagle Springs	Batch ID: A85050	RunNo: 85050								
Prep Date:	Analysis Date: 1/10/2022	SeqNo: 2992309	Units: mg/L							
Analyte	Result	PQL	SPK value	SPK Ref Val	%REC	LowLimit	HighLimit	%RPD	RPDLimit	Qual
Arsenic	0.028	0.0010	0.02500	0.002081	102	70	130			

Qualifiers:

- * Value exceeds Maximum Contaminant Level.
- D Sample Diluted Due to Matrix
- H Holding times for preparation or analysis exceeded
- ND Not Detected at the Reporting Limit
- PQL Practical Quantitative Limit
- S % Recovery outside of range due to dilution or matrix interference
- B Analyte detected in the associated Method Blank
- E Estimated value
- J Analyte detected below quantitation limits
- P Sample pH Not In Range
- RL Reporting Limit

QC SUMMARY REPORT

Hall Environmental Analysis Laboratory, Inc.

WO#: 2201113

09-Feb-22

Client: ██████████
Project: Eagle Springs

Sample ID: 2201113-001DMS	SampType: MS		TestCode: EPA 200.8: Metals							
Client ID: Eagle Springs	Batch ID: A85050		RunNo: 85050							
Prep Date:	Analysis Date: 1/10/2022		SeqNo: 2992309		Units: mg/L					
Analyte	Result	PQL	SPK value	SPK Ref Val	%REC	LowLimit	HighLimit	%RPD	RPDLimit	Qual
Copper	0.025	0.0010	0.02500	0	99.7	70	130			
Selenium	0.027	0.0010	0.02500	0	110	70	130			
Thallium	0.013	0.00025	0.01250	0	103	70	130			
Uranium	0.013	0.00050	0.01250	0	108	70	130			

Sample ID: 2201113-001DMSD	SampType: MSD		TestCode: EPA 200.8: Metals							
Client ID: Eagle Springs	Batch ID: A85050		RunNo: 85050							
Prep Date:	Analysis Date: 1/10/2022		SeqNo: 2992312		Units: mg/L					
Analyte	Result	PQL	SPK value	SPK Ref Val	%REC	LowLimit	HighLimit	%RPD	RPDLimit	Qual
Arsenic	0.029	0.0010	0.02500	0.002081	109	70	130	6.42	20	
Copper	0.026	0.0010	0.02500	0	104	70	130	4.60	20	
Selenium	0.029	0.0010	0.02500	0	115	70	130	4.32	20	
Thallium	0.013	0.00025	0.01250	0	105	70	130	2.84	20	
Uranium	0.014	0.00050	0.01250	0	113	70	130	4.98	20	

Sample ID: MB	SampType: MBLK		TestCode: EPA 200.8: Metals							
Client ID: PBW	Batch ID: B85050		RunNo: 85050							
Prep Date:	Analysis Date: 1/10/2022		SeqNo: 2992339		Units: mg/L					
Analyte	Result	PQL	SPK value	SPK Ref Val	%REC	LowLimit	HighLimit	%RPD	RPDLimit	Qual
Antimony	ND	0.0010								

Sample ID: LLLCS	SampType: LCSLL		TestCode: EPA 200.8: Metals							
Client ID: BatchQC	Batch ID: B85050		RunNo: 85050							
Prep Date:	Analysis Date: 1/10/2022		SeqNo: 2992340		Units: mg/L					
Analyte	Result	PQL	SPK value	SPK Ref Val	%REC	LowLimit	HighLimit	%RPD	RPDLimit	Qual
Antimony	0.0011	0.0010	0.001000	0	105	50	150			

Sample ID: LCS	SampType: LCS		TestCode: EPA 200.8: Metals							
Client ID: LCSW	Batch ID: B85050		RunNo: 85050							
Prep Date:	Analysis Date: 1/10/2022		SeqNo: 2992341		Units: mg/L					
Analyte	Result	PQL	SPK value	SPK Ref Val	%REC	LowLimit	HighLimit	%RPD	RPDLimit	Qual
Antimony	0.026	0.0010	0.02500	0	102	85	115			

Qualifiers:

- * Value exceeds Maximum Contaminant Level.
- D Sample Diluted Due to Matrix
- H Holding times for preparation or analysis exceeded
- ND Not Detected at the Reporting Limit
- PQL Practical Quantitative Limit
- S % Recovery outside of range due to dilution or matrix interference
- B Analyte detected in the associated Method Blank
- E Estimated value
- J Analyte detected below quantitation limits
- P Sample pH Not In Range
- RL Reporting Limit

QC SUMMARY REPORT

Hall Environmental Analysis Laboratory, Inc.

WO#: 2201113

09-Feb-22

Client: XXXXXXXXXX
Project: Eagle Springs

Sample ID: 2201113-001DMS	SampType: MS	TestCode: EPA 200.8: Metals								
Client ID: Eagle Springs	Batch ID: B85050	RunNo: 85050								
Prep Date:	Analysis Date: 1/10/2022	SeqNo: 2992345 Units: mg/L								
Analyte	Result	PQL	SPK value	SPK Ref Val	%REC	LowLimit	HighLimit	%RPD	RPDLimit	Qual
Antimony	0.027	0.0010	0.02500	0.0006221	105	70	130			

Sample ID: 2201113-001DMSD	SampType: MSD	TestCode: EPA 200.8: Metals								
Client ID: Eagle Springs	Batch ID: B85050	RunNo: 85050								
Prep Date:	Analysis Date: 1/10/2022	SeqNo: 2992346 Units: mg/L								
Analyte	Result	PQL	SPK value	SPK Ref Val	%REC	LowLimit	HighLimit	%RPD	RPDLimit	Qual
Antimony	0.028	0.0010	0.02500	0.0006221	110	70	130	4.74	20	

Qualifiers:

- | | |
|--|---|
| * Value exceeds Maximum Contaminant Level. | B Analyte detected in the associated Method Blank |
| D Sample Diluted Due to Matrix | E Estimated value |
| H Holding times for preparation or analysis exceeded | J Analyte detected below quantitation limits |
| ND Not Detected at the Reporting Limit | P Sample pH Not In Range |
| PQL Practical Quantitative Limit | RL Reporting Limit |
| S % Recovery outside of range due to dilution or matrix interference | |

QC SUMMARY REPORT

Hall Environmental Analysis Laboratory, Inc.

WO#: 2201113

09-Feb-22

Client: ██████████
Project: Eagle Springs

Sample ID: MB	SampType: MBLK	TestCode: EPA 200.8: Dissolved Metals								
Client ID: PBW	Batch ID: A85189	RunNo: 85189								
Prep Date:	Analysis Date: 1/14/2022	SeqNo: 2996976 Units: mg/L								
Analyte	Result	PQL	SPK value	SPK Ref Val	%REC	LowLimit	HighLimit	%RPD	RPDLimit	Qual
Arsenic	ND	0.0010								
Lead	ND	0.00050								
Selenium	ND	0.0010								
Thallium	ND	0.00025								
Uranium	ND	0.00050								

Sample ID: LCSLL	SampType: LCSLL	TestCode: EPA 200.8: Dissolved Metals								
Client ID: BatchQC	Batch ID: A85189	RunNo: 85189								
Prep Date:	Analysis Date: 1/14/2022	SeqNo: 2996977 Units: mg/L								
Analyte	Result	PQL	SPK value	SPK Ref Val	%REC	LowLimit	HighLimit	%RPD	RPDLimit	Qual
Arsenic	0.0010	0.0010	0.001000	0	101	50	150			
Lead	0.00052	0.00050	0.0005000	0	103	50	150			
Selenium	0.0012	0.0010	0.001000	0	116	50	150			
Thallium	0.00051	0.00025	0.0005000	0	101	50	150			
Uranium	ND	0.00050	0.0005000	0	98.3	50	150			

Sample ID: LCS	SampType: LCS	TestCode: EPA 200.8: Dissolved Metals								
Client ID: LCSW	Batch ID: A85189	RunNo: 85189								
Prep Date:	Analysis Date: 1/14/2022	SeqNo: 2996978 Units: mg/L								
Analyte	Result	PQL	SPK value	SPK Ref Val	%REC	LowLimit	HighLimit	%RPD	RPDLimit	Qual
Arsenic	0.025	0.0010	0.02500	0	99.9	85	115			
Lead	0.013	0.00050	0.01250	0	100	85	115			
Selenium	0.026	0.0010	0.02500	0	106	85	115			
Thallium	0.013	0.00025	0.01250	0	100	85	115			
Uranium	0.012	0.00050	0.01250	0	97.1	85	115			

Sample ID: MB	SampType: MBLK	TestCode: EPA 200.8: Dissolved Metals								
Client ID: PBW	Batch ID: A85205	RunNo: 85205								
Prep Date:	Analysis Date: 1/17/2022	SeqNo: 2997738 Units: mg/L								
Analyte	Result	PQL	SPK value	SPK Ref Val	%REC	LowLimit	HighLimit	%RPD	RPDLimit	Qual
Antimony	ND	0.0010								

Sample ID: LCSLL	SampType: LCSLL	TestCode: EPA 200.8: Dissolved Metals								
Client ID: BatchQC	Batch ID: A85205	RunNo: 85205								
Prep Date:	Analysis Date: 1/17/2022	SeqNo: 2997739 Units: mg/L								
Analyte	Result	PQL	SPK value	SPK Ref Val	%REC	LowLimit	HighLimit	%RPD	RPDLimit	Qual

Qualifiers:

- * Value exceeds Maximum Contaminant Level.
- D Sample Diluted Due to Matrix
- H Holding times for preparation or analysis exceeded
- ND Not Detected at the Reporting Limit
- PQL Practical Quantitative Limit
- S % Recovery outside of range due to dilution or matrix interference
- B Analyte detected in the associated Method Blank
- E Estimated value
- J Analyte detected below quantitation limits
- P Sample pH Not In Range
- RL Reporting Limit

QC SUMMARY REPORT

Hall Environmental Analysis Laboratory, Inc.

WO#: 2201113

09-Feb-22

Client: XXXXXXXXXX
Project: Eagle Springs

Sample ID: LCSLL	SampType: LCSLL	TestCode: EPA 200.8: Dissolved Metals								
Client ID: BatchQC	Batch ID: A85205	RunNo: 85205								
Prep Date:	Analysis Date: 1/17/2022	SeqNo: 2997739 Units: mg/L								
Analyte	Result	PQL	SPK value	SPK Ref Val	%REC	LowLimit	HighLimit	%RPD	RPDLimit	Qual
Antimony	ND	0.0010	0.001000	0	87.8	50	150			

Sample ID: LCS	SampType: LCS	TestCode: EPA 200.8: Dissolved Metals								
Client ID: LCSW	Batch ID: A85205	RunNo: 85205								
Prep Date:	Analysis Date: 1/17/2022	SeqNo: 2997740 Units: mg/L								
Analyte	Result	PQL	SPK value	SPK Ref Val	%REC	LowLimit	HighLimit	%RPD	RPDLimit	Qual
Antimony	0.023	0.0010	0.02500	0	91.4	85	115			

Qualifiers:

- * Value exceeds Maximum Contaminant Level.
- D Sample Diluted Due to Matrix
- H Holding times for preparation or analysis exceeded
- ND Not Detected at the Reporting Limit
- PQL Practical Quantitative Limit
- S % Recovery outside of range due to dilution or matrix interference
- B Analyte detected in the associated Method Blank
- E Estimated value
- J Analyte detected below quantitation limits
- P Sample pH Not In Range
- RL Reporting Limit

QC SUMMARY REPORT

Hall Environmental Analysis Laboratory, Inc.

WO#: 2201113

09-Feb-22

Client: XXXXXXXXXX
Project: Eagle Springs

Sample ID: MB-65046	SampType: MBLK	TestCode: EPA Method 245.1: Mercury								
Client ID: PBW	Batch ID: 65046	RunNo: 85199								
Prep Date: 1/17/2022	Analysis Date: 1/17/2022	SeqNo: 2997148 Units: mg/L								
Analyte	Result	PQL	SPK value	SPK Ref Val	%REC	LowLimit	HighLimit	%RPD	RPDLimit	Qual
Mercury	ND	0.00020								

Sample ID: LCSLL-65046	SampType: LCSLL	TestCode: EPA Method 245.1: Mercury								
Client ID: BatchQC	Batch ID: 65046	RunNo: 85199								
Prep Date: 1/17/2022	Analysis Date: 1/17/2022	SeqNo: 2997149 Units: mg/L								
Analyte	Result	PQL	SPK value	SPK Ref Val	%REC	LowLimit	HighLimit	%RPD	RPDLimit	Qual
Mercury	ND	0.00020	0.0001500	0	97.6	50	150			

Sample ID: LCS-65046	SampType: LCS	TestCode: EPA Method 245.1: Mercury								
Client ID: LCSW	Batch ID: 65046	RunNo: 85199								
Prep Date: 1/17/2022	Analysis Date: 1/17/2022	SeqNo: 2997150 Units: mg/L								
Analyte	Result	PQL	SPK value	SPK Ref Val	%REC	LowLimit	HighLimit	%RPD	RPDLimit	Qual
Mercury	0.0052	0.00020	0.005000	0	103	85	115			

Qualifiers:

- | | |
|--|---|
| * Value exceeds Maximum Contaminant Level. | B Analyte detected in the associated Method Blank |
| D Sample Diluted Due to Matrix | E Estimated value |
| H Holding times for preparation or analysis exceeded | J Analyte detected below quantitation limits |
| ND Not Detected at the Reporting Limit | P Sample pH Not In Range |
| PQL Practical Quantitative Limit | RL Reporting Limit |
| S % Recovery outside of range due to dilution or matrix interference | |

QC SUMMARY REPORT

Hall Environmental Analysis Laboratory, Inc.

WO#: 2201113

09-Feb-22

Client: XXXXXXXXXX
Project: Eagle Springs

Sample ID: MB-64920	SampType: MBLK	TestCode: SM 2540 C: Total Dissolved Solids								
Client ID: PBW	Batch ID: 64920	RunNo: 85103								
Prep Date: 1/7/2022	Analysis Date: 1/12/2022	SeqNo: 2994364			Units: mg/L					
Analyte	Result	PQL	SPK value	SPK Ref Val	%REC	LowLimit	HighLimit	%RPD	RPDLimit	Qual
Total Dissolved Solids	ND	20.0								

Sample ID: LCS-64920	SampType: LCS	TestCode: SM 2540 C: Total Dissolved Solids								
Client ID: LCSW	Batch ID: 64920	RunNo: 85103								
Prep Date: 1/7/2022	Analysis Date: 1/12/2022	SeqNo: 2994365			Units: mg/L					
Analyte	Result	PQL	SPK value	SPK Ref Val	%REC	LowLimit	HighLimit	%RPD	RPDLimit	Qual
Total Dissolved Solids	1010	20.0	1000	0	101	80	120			

Qualifiers:

- | | |
|--|---|
| * Value exceeds Maximum Contaminant Level. | B Analyte detected in the associated Method Blank |
| D Sample Diluted Due to Matrix | E Estimated value |
| H Holding times for preparation or analysis exceeded | J Analyte detected below quantitation limits |
| ND Not Detected at the Reporting Limit | P Sample pH Not In Range |
| PQL Practical Quantitative Limit | RL Reporting Limit |
| S % Recovery outside of range due to dilution or matrix interference | |

QC SUMMARY REPORT

Hall Environmental Analysis Laboratory, Inc.

WO#: 2201113

09-Feb-22

Client: ██████████
Project: Eagle Springs

Sample ID: MB	SampType: mblk	TestCode: EPA Method 300.0: Anions								
Client ID: PBW	Batch ID: R84955	RunNo: 84955								
Prep Date:	Analysis Date: 1/5/2022	SeqNo: 2989756 Units: mg/L								
Analyte	Result	PQL	SPK value	SPK Ref Val	%REC	LowLimit	HighLimit	%RPD	RPDLimit	Qual
Fluoride	ND	0.10								
Chloride	ND	0.50								
Nitrogen, Nitrite (As N)	ND	0.10								
Nitrogen, Nitrate (As N)	ND	0.10								
Sulfate	ND	0.50								

Sample ID: LCS	SampType: lcs	TestCode: EPA Method 300.0: Anions								
Client ID: LCSW	Batch ID: R84955	RunNo: 84955								
Prep Date:	Analysis Date: 1/5/2022	SeqNo: 2989757 Units: mg/L								
Analyte	Result	PQL	SPK value	SPK Ref Val	%REC	LowLimit	HighLimit	%RPD	RPDLimit	Qual
Fluoride	0.48	0.10	0.5000	0	96.1	90	110			
Chloride	4.8	0.50	5.000	0	96.2	90	110			
Nitrogen, Nitrite (As N)	0.97	0.10	1.000	0	97.5	90	110			
Nitrogen, Nitrate (As N)	2.6	0.10	2.500	0	102	90	110			
Sulfate	9.4	0.50	10.00	0	94.3	90	110			

Sample ID: 2201113-001CMS	SampType: ms	TestCode: EPA Method 300.0: Anions								
Client ID: Eagle Springs	Batch ID: R84955	RunNo: 84955								
Prep Date:	Analysis Date: 1/5/2022	SeqNo: 2989761 Units: mg/L								
Analyte	Result	PQL	SPK value	SPK Ref Val	%REC	LowLimit	HighLimit	%RPD	RPDLimit	Qual
Fluoride	0.61	0.10	0.5000	0.1719	87.1	79.7	110			
Nitrogen, Nitrite (As N)	0.94	0.10	1.000	0	94.1	83.4	105			
Nitrogen, Nitrate (As N)	2.6	0.10	2.500	0.01450	102	93.5	110			

Sample ID: 2201113-001CMSD	SampType: msd	TestCode: EPA Method 300.0: Anions								
Client ID: Eagle Springs	Batch ID: R84955	RunNo: 84955								
Prep Date:	Analysis Date: 1/5/2022	SeqNo: 2989762 Units: mg/L								
Analyte	Result	PQL	SPK value	SPK Ref Val	%REC	LowLimit	HighLimit	%RPD	RPDLimit	Qual
Fluoride	0.61	0.10	0.5000	0.1719	87.1	79.7	110	0.0542	20	
Nitrogen, Nitrite (As N)	0.94	0.10	1.000	0	93.7	83.4	105	0.437	20	
Nitrogen, Nitrate (As N)	2.6	0.10	2.500	0.01450	102	93.5	110	0.291	20	

Qualifiers:

- * Value exceeds Maximum Contaminant Level.
- D Sample Diluted Due to Matrix
- H Holding times for preparation or analysis exceeded
- ND Not Detected at the Reporting Limit
- PQL Practical Quantitative Limit
- S % Recovery outside of range due to dilution or matrix interference
- B Analyte detected in the associated Method Blank
- E Estimated value
- J Analyte detected below quantitation limits
- P Sample pH Not In Range
- RL Reporting Limit

QC SUMMARY REPORT

Hall Environmental Analysis Laboratory, Inc.

WO#: 2201113

09-Feb-22

Client: ██████████
Project: Eagle Springs

Sample ID: MB-64981	SampType: MBLK	TestCode: EPA Method 504.1: EDB/DBCP								
Client ID: PBW	Batch ID: 64981	RunNo: 85109								
Prep Date: 1/12/2022	Analysis Date: 1/12/2022	SeqNo: 2994563	Units: µg/L							
Analyte	Result	PQL	SPK value	SPK Ref Val	%REC	LowLimit	HighLimit	%RPD	RPDLimit	Qual
1,2-Dibromo-3-chloropropane	ND	0.020								
1,2-Dibromoethane	ND	0.010								

Sample ID: MB-64981	SampType: MBLK	TestCode: EPA Method 504.1: EDB/DBCP								
Client ID: PBW	Batch ID: 64981	RunNo: 85109								
Prep Date: 1/12/2022	Analysis Date: 1/12/2022	SeqNo: 2994586	Units: µg/L							
Analyte	Result	PQL	SPK value	SPK Ref Val	%REC	LowLimit	HighLimit	%RPD	RPDLimit	Qual
1,2-Dibromo-3-chloropropane	ND	0.020								
1,2-Dibromoethane	ND	0.010								

Sample ID: LCS-64981	SampType: LCS	TestCode: EPA Method 504.1: EDB/DBCP								
Client ID: LCSW	Batch ID: 64981	RunNo: 85109								
Prep Date: 1/12/2022	Analysis Date: 1/12/2022	SeqNo: 2994587	Units: µg/L							
Analyte	Result	PQL	SPK value	SPK Ref Val	%REC	LowLimit	HighLimit	%RPD	RPDLimit	Qual
1,2-Dibromo-3-chloropropane	0.091	0.020	0.1000	0	90.6	70	130			
1,2-Dibromoethane	0.12	0.010	0.1000	0	120	70	130			

Qualifiers:

- * Value exceeds Maximum Contaminant Level.
- D Sample Diluted Due to Matrix
- H Holding times for preparation or analysis exceeded
- ND Not Detected at the Reporting Limit
- PQL Practical Quantitative Limit
- S % Recovery outside of range due to dilution or matrix interference
- B Analyte detected in the associated Method Blank
- E Estimated value
- J Analyte detected below quantitation limits
- P Sample pH Not In Range
- RL Reporting Limit

QC SUMMARY REPORT

Hall Environmental Analysis Laboratory, Inc.

WO#: 2201113

09-Feb-22

Client: ██████████
Project: Eagle Springs

Sample ID: 62.5ng lcs	SampType: LCS		TestCode: PURGEABLE ORGANICS by EPA 524							
Client ID: LCSW	Batch ID: DW85133		RunNo: 85133							
Prep Date:	Analysis Date: 1/12/2022		SeqNo: 2995288				Units: µg/L			
Analyte	Result	PQL	SPK value	SPK Ref Val	%REC	LowLimit	HighLimit	%RPD	RPDLimit	Qual
Benzene	2.7	0.50	2.500	0	109	70	130			
Carbon tetrachloride	2.4	0.50	2.500	0	97.2	70	130			
Chlorobenzene	2.6	0.50	2.500	0	103	70	130			
cis-1,2-Dichloroethene	2.6	0.50	2.500	0	104	70	130			
1,2-Dichlorobenzene	2.5	0.50	2.500	0	99.5	70	130			
1,4-Dichlorobenzene	2.5	0.50	2.500	0	100	70	130			
1,2-Dichloroethane	2.3	0.50	2.500	0	91.5	70	130			
1,1-Dichloroethene	2.5	0.50	2.500	0	98.9	70	130			
1,2-Dichloropropane	2.6	0.50	2.500	0	105	70	130			
Ethylbenzene	2.5	0.50	2.500	0	98.6	70	130			
Methylene chloride	2.6	0.50	2.500	0	103	70	130			
Styrene	2.5	0.50	2.500	0	99.6	70	130			
Tetrachloroethene	2.5	0.50	2.500	0	102	70	130			
Toluene	2.5	0.50	2.500	0	101	70	130			
trans-1,2-Dichloroethene	2.5	0.50	2.500	0	102	70	130			
1,2,4-Trichlorobenzene	2.2	0.50	2.500	0	87.4	70	130			
1,1,1-Trichloroethane	2.4	0.50	2.500	0	97.3	70	130			
1,1,2-Trichloroethane	2.6	0.50	2.500	0	106	70	130			
Trichloroethene	2.5	0.50	2.500	0	102	70	130			
Vinyl chloride	2.5	0.50	2.500	0	100	70	130			
Total Xylenes	7.7	0.50	7.500	0	102	70	130			
Surr: 1,2-Dichlorobenzene-d4	2.0		2.000		98.7	70	130			
Surr: 4-Bromofluorobenzene	2.0		2.000		101	70	130			

Sample ID: mb	SampType: MBLK		TestCode: PURGEABLE ORGANICS by EPA 524							
Client ID: PBW	Batch ID: DW85133		RunNo: 85133							
Prep Date:	Analysis Date: 1/12/2022		SeqNo: 2995289				Units: µg/L			
Analyte	Result	PQL	SPK value	SPK Ref Val	%REC	LowLimit	HighLimit	%RPD	RPDLimit	Qual
Benzene	ND	0.50								
Carbon tetrachloride	ND	0.50								
Chlorobenzene	ND	0.50								
cis-1,2-Dichloroethene	ND	0.50								
1,2-Dichlorobenzene	ND	0.50								
1,4-Dichlorobenzene	ND	0.50								
1,2-Dichloroethane	ND	0.50								
1,1-Dichloroethene	ND	0.50								
1,2-Dichloropropane	ND	0.50								
Ethylbenzene	ND	0.50								

Qualifiers:

- * Value exceeds Maximum Contaminant Level.
- D Sample Diluted Due to Matrix
- H Holding times for preparation or analysis exceeded
- ND Not Detected at the Reporting Limit
- PQL Practical Quantitative Limit
- S % Recovery outside of range due to dilution or matrix interference
- B Analyte detected in the associated Method Blank
- E Estimated value
- J Analyte detected below quantitation limits
- P Sample pH Not In Range
- RL Reporting Limit

QC SUMMARY REPORT

Hall Environmental Analysis Laboratory, Inc.

WO#: 2201113

09-Feb-22

Client: XXXXXXXXXX
Project: Eagle Springs

Analyte	Result	PQL	SPK value	SPK Ref Val	%REC	LowLimit	HighLimit	%RPD	RPDLimit	Qual
Methylene chloride	ND	0.50								
Styrene	ND	0.50								
Tetrachloroethene	ND	0.50								
Toluene	ND	0.50								
trans-1,2-Dichloroethene	ND	0.50								
1,2,4-Trichlorobenzene	ND	0.50								
1,1,1-Trichloroethane	ND	0.50								
1,1,2-Trichloroethane	ND	0.50								
Trichloroethene	ND	0.50								
Vinyl chloride	ND	0.50								
Total Xylenes	ND	0.50								
Surr: 1,2-Dichlorobenzene-d4	1.9		2.000		96.6	70	130			
Surr: 4-Bromofluorobenzene	1.8		2.000		89.7	70	130			

Qualifiers:

- | | |
|--|---|
| * Value exceeds Maximum Contaminant Level. | B Analyte detected in the associated Method Blank |
| D Sample Diluted Due to Matrix | E Estimated value |
| H Holding times for preparation or analysis exceeded | J Analyte detected below quantitation limits |
| ND Not Detected at the Reporting Limit | P Sample pH Not In Range |
| PQL Practical Quantitative Limit | RL Reporting Limit |
| S % Recovery outside of range due to dilution or matrix interference | |

QC SUMMARY REPORT

Hall Environmental Analysis Laboratory, Inc.

WO#: 2201113

09-Feb-22

Client: ██████████
Project: Eagle Springs

Sample ID: 100ng lcs	SampType: LCS	TestCode: EPA Method 8260B: VOLATILES								
Client ID: LCSW	Batch ID: R84966	RunNo: 84966								
Prep Date:	Analysis Date: 1/5/2022	SeqNo: 2989808	Units: µg/L							
Analyte	Result	PQL	SPK value	SPK Ref Val	%REC	LowLimit	HighLimit	%RPD	RPDLimit	Qual
Benzene	22	1.0	20.00	0	111	70	130			
Toluene	20	1.0	20.00	0	101	70	130			
Chlorobenzene	20	1.0	20.00	0	102	70	130			
1,1-Dichloroethene	20	1.0	20.00	0	101	70	130			
Trichloroethene (TCE)	22	1.0	20.00	0	108	70	130			
Surr: 1,2-Dichloroethane-d4	11		10.00		108	70	130			
Surr: 4-Bromofluorobenzene	10		10.00		102	70	130			
Surr: Dibromofluoromethane	11		10.00		111	70	130			
Surr: Toluene-d8	9.7		10.00		96.7	70	130			

Sample ID: mb	SampType: MBLK	TestCode: EPA Method 8260B: VOLATILES								
Client ID: PBW	Batch ID: R84966	RunNo: 84966								
Prep Date:	Analysis Date: 1/5/2022	SeqNo: 2989809	Units: µg/L							
Analyte	Result	PQL	SPK value	SPK Ref Val	%REC	LowLimit	HighLimit	%RPD	RPDLimit	Qual
Benzene	ND	1.0								
Toluene	ND	1.0								
Ethylbenzene	ND	1.0								
Methyl tert-butyl ether (MTBE)	ND	1.0								
1,2,4-Trimethylbenzene	ND	1.0								
1,3,5-Trimethylbenzene	ND	1.0								
1,2-Dichloroethane (EDC)	ND	1.0								
1,2-Dibromoethane (EDB)	ND	1.0								
Naphthalene	ND	2.0								
1-Methylnaphthalene	ND	4.0								
2-Methylnaphthalene	ND	4.0								
Acetone	ND	10								
Bromobenzene	ND	1.0								
Bromodichloromethane	ND	1.0								
Bromoform	ND	1.0								
Bromomethane	ND	3.0								
2-Butanone	ND	10								
Carbon disulfide	ND	10								
Carbon Tetrachloride	ND	1.0								
Chlorobenzene	ND	1.0								
Chloroethane	ND	2.0								
Chloroform	ND	1.0								
Chloromethane	ND	3.0								
2-Chlorotoluene	ND	1.0								

Qualifiers:

- * Value exceeds Maximum Contaminant Level.
- D Sample Diluted Due to Matrix
- H Holding times for preparation or analysis exceeded
- ND Not Detected at the Reporting Limit
- PQL Practical Quantitative Limit
- S % Recovery outside of range due to dilution or matrix interference
- B Analyte detected in the associated Method Blank
- E Estimated value
- J Analyte detected below quantitation limits
- P Sample pH Not In Range
- RL Reporting Limit

QC SUMMARY REPORT

Hall Environmental Analysis Laboratory, Inc.

WO#: 2201113

09-Feb-22

Client: XXXXXXXXXX
Project: Eagle Springs

Sample ID: mb	SampType: MBLK	TestCode: EPA Method 8260B: VOLATILES								
Client ID: PBW	Batch ID: R84966	RunNo: 84966								
Prep Date:	Analysis Date: 1/5/2022	SeqNo: 2989809 Units: µg/L								
Analyte	Result	PQL	SPK value	SPK Ref Val	%REC	LowLimit	HighLimit	%RPD	RPDLimit	Qual
4-Chlorotoluene	ND	1.0								
cis-1,2-DCE	ND	1.0								
cis-1,3-Dichloropropene	ND	1.0								
1,2-Dibromo-3-chloropropane	ND	2.0								
Dibromochloromethane	ND	1.0								
Dibromomethane	ND	1.0								
1,2-Dichlorobenzene	ND	1.0								
1,3-Dichlorobenzene	ND	1.0								
1,4-Dichlorobenzene	ND	1.0								
Dichlorodifluoromethane	ND	1.0								
1,1-Dichloroethane	ND	1.0								
1,1-Dichloroethene	ND	1.0								
1,2-Dichloropropane	ND	1.0								
1,3-Dichloropropane	ND	1.0								
2,2-Dichloropropane	ND	2.0								
1,1-Dichloropropene	ND	1.0								
Hexachlorobutadiene	ND	1.0								
2-Hexanone	ND	10								
Isopropylbenzene	ND	1.0								
4-Isopropyltoluene	ND	1.0								
4-Methyl-2-pentanone	ND	10								
Methylene Chloride	ND	3.0								
n-Butylbenzene	ND	3.0								
n-Propylbenzene	ND	1.0								
sec-Butylbenzene	ND	1.0								
Styrene	ND	1.0								
tert-Butylbenzene	ND	1.0								
1,1,1,2-Tetrachloroethane	ND	1.0								
1,1,2,2-Tetrachloroethane	ND	2.0								
Tetrachloroethene (PCE)	ND	1.0								
trans-1,2-DCE	ND	1.0								
trans-1,3-Dichloropropene	ND	1.0								
1,2,3-Trichlorobenzene	ND	1.0								
1,2,4-Trichlorobenzene	ND	1.0								
1,1,1-Trichloroethane	ND	1.0								
1,1,2-Trichloroethane	ND	1.0								
Trichloroethene (TCE)	ND	1.0								
Trichlorofluoromethane	ND	1.0								
1,2,3-Trichloropropane	ND	2.0								

Qualifiers:

*	Value exceeds Maximum Contaminant Level.	B	Analyte detected in the associated Method Blank
D	Sample Diluted Due to Matrix	E	Estimated value
H	Holding times for preparation or analysis exceeded	J	Analyte detected below quantitation limits
ND	Not Detected at the Reporting Limit	P	Sample pH Not In Range
PQL	Practical Quantitative Limit	RL	Reporting Limit
S	% Recovery outside of range due to dilution or matrix interference		

QC SUMMARY REPORT

Hall Environmental Analysis Laboratory, Inc.

WO#: 2201113

09-Feb-22

Client: XXXXXXXXXX
Project: Eagle Springs

Sample ID: mb	SampType: MBLK	TestCode: EPA Method 8260B: VOLATILES								
Client ID: PBW	Batch ID: R84966	RunNo: 84966								
Prep Date:	Analysis Date: 1/5/2022	SeqNo: 2989809 Units: µg/L								
Analyte	Result	PQL	SPK value	SPK Ref Val	%REC	LowLimit	HighLimit	%RPD	RPDLimit	Qual
Vinyl chloride	ND	1.0								
Xylenes, Total	ND	1.5								
Surr: 1,2-Dichloroethane-d4	11		10.00		110	70	130			
Surr: 4-Bromofluorobenzene	10		10.00		103	70	130			
Surr: Dibromofluoromethane	11		10.00		111	70	130			
Surr: Toluene-d8	9.8		10.00		97.8	70	130			

Qualifiers:

- | | |
|--|---|
| * Value exceeds Maximum Contaminant Level. | B Analyte detected in the associated Method Blank |
| D Sample Diluted Due to Matrix | E Estimated value |
| H Holding times for preparation or analysis exceeded | J Analyte detected below quantitation limits |
| ND Not Detected at the Reporting Limit | P Sample pH Not In Range |
| PQL Practical Quantitative Limit | RL Reporting Limit |
| S % Recovery outside of range due to dilution or matrix interference | |

QC SUMMARY REPORT

Hall Environmental Analysis Laboratory, Inc.

WO#: 2201113

09-Feb-22

Client: ██████████
Project: Eagle Springs

Sample ID: mb-64915	SampType: MBLK	TestCode: EPA Method 8270SIM								
Client ID: PBW	Batch ID: 64915	RunNo: 85114								
Prep Date: 1/7/2022	Analysis Date: 1/12/2022	SeqNo: 2994706	Units: µg/L							
Analyte	Result	PQL	SPK value	SPK Ref Val	%REC	LowLimit	HighLimit	%RPD	RPDLimit	Qual
Naphthalene	ND	0.10								
1-Methylnaphthalene	ND	0.10								
2-Methylnaphthalene	ND	0.10								
Benzo(a)pyrene	ND	0.070								
Atrazine	ND	1.5								
Pentachlorophenol	ND	0.10								
Surr: Nitrobenzene-d5	2.9		4.000		71.5	21.9	89.8			
Surr: 2,4,6-Tribromophenol	5.4		8.000		67.0	23.4	71.6			
Surr: 2-Fluorobiphenyl	2.2		4.000		54.0	15	84.5			
Surr: 4-Terphenyl-d14	4.4		4.000		109	73.1	152			

Sample ID: lcs-64915	SampType: LCS	TestCode: EPA Method 8270SIM								
Client ID: LCSW	Batch ID: 64915	RunNo: 85114								
Prep Date: 1/7/2022	Analysis Date: 1/12/2022	SeqNo: 2994707	Units: µg/L							
Analyte	Result	PQL	SPK value	SPK Ref Val	%REC	LowLimit	HighLimit	%RPD	RPDLimit	Qual
Naphthalene	1.4	0.10	2.000	0	69.0	26.5	90.9			
1-Methylnaphthalene	1.4	0.10	2.000	0	69.0	27.9	88.2			
2-Methylnaphthalene	1.3	0.10	2.000	0	67.0	29.2	87.5			
Benzo(a)pyrene	2.1	0.070	2.000	0	107	36.6	122			
Atrazine	2.0	1.5	2.000	0	102	32.5	135			
Pentachlorophenol	1.6	0.10	2.000	0	80.0	15	116			
Surr: Nitrobenzene-d5	4.8		5.000		96.8	21.9	89.8			S
Surr: 2,4,6-Tribromophenol	8.0		10.00		79.6	23.4	71.6			S
Surr: 2-Fluorobiphenyl	3.9		5.000		78.0	15	84.5			
Surr: 4-Terphenyl-d14	6.9		5.000		138	73.1	152			

Sample ID: lcsd-64915	SampType: LCS	TestCode: EPA Method 8270SIM								
Client ID: LCSS02	Batch ID: 64915	RunNo: 85114								
Prep Date: 1/7/2022	Analysis Date: 1/12/2022	SeqNo: 2994708	Units: µg/L							
Analyte	Result	PQL	SPK value	SPK Ref Val	%REC	LowLimit	HighLimit	%RPD	RPDLimit	Qual
Naphthalene	1.2	0.10	2.000	0	58.0	26.5	90.9	17.3	37.6	
1-Methylnaphthalene	1.2	0.10	2.000	0	59.0	27.9	88.2	15.6	33.1	
2-Methylnaphthalene	1.1	0.10	2.000	0	57.0	29.2	87.5	16.1	35.4	
Benzo(a)pyrene	2.1	0.070	2.000	0	106	36.6	122	0.939	22.4	
Atrazine	2.0	1.5	2.000	0	102	32.5	135	0	34.8	
Pentachlorophenol	1.7	0.10	2.000	0	83.0	15	116	3.68	53.3	
Surr: Nitrobenzene-d5	3.8		5.000		76.0	21.9	89.8	0	0	
Surr: 2,4,6-Tribromophenol	7.7		10.00		77.4	23.4	71.6	0	0	S

Qualifiers:

- * Value exceeds Maximum Contaminant Level.
- D Sample Diluted Due to Matrix
- H Holding times for preparation or analysis exceeded
- ND Not Detected at the Reporting Limit
- PQL Practical Quantitative Limit
- S % Recovery outside of range due to dilution or matrix interference
- B Analyte detected in the associated Method Blank
- E Estimated value
- J Analyte detected below quantitation limits
- P Sample pH Not In Range
- RL Reporting Limit

QC SUMMARY REPORT

Hall Environmental Analysis Laboratory, Inc.

WO#: 2201113

09-Feb-22

Client: XXXXXXXXXX
Project: Eagle Springs

Sample ID: lcsd-64915	SampType: LCSD	TestCode: EPA Method 8270SIM								
Client ID: LCSS02	Batch ID: 64915	RunNo: 85114								
Prep Date: 1/7/2022	Analysis Date: 1/12/2022	SeqNo: 2994708 Units: µg/L								
Analyte	Result	PQL	SPK value	SPK Ref Val	%REC	LowLimit	HighLimit	%RPD	RPDLimit	Qual
Surr: 2-Fluorobiphenyl	3.3		5.000		66.8	15	84.5	0	0	
Surr: 4-Terphenyl-d14	6.4		5.000		128	73.1	152	0	0	

Qualifiers:

- | | |
|--|---|
| * Value exceeds Maximum Contaminant Level. | B Analyte detected in the associated Method Blank |
| D Sample Diluted Due to Matrix | E Estimated value |
| H Holding times for preparation or analysis exceeded | J Analyte detected below quantitation limits |
| ND Not Detected at the Reporting Limit | P Sample pH Not In Range |
| PQL Practical Quantitative Limit | RL Reporting Limit |
| S % Recovery outside of range due to dilution or matrix interference | |

QC SUMMARY REPORT

Hall Environmental Analysis Laboratory, Inc.

WO#: 2201113

09-Feb-22

Client: XXXXXXXXXX
Project: Eagle Springs

Sample ID: MB-64994	SampType: MBLK	TestCode: Total Phenolics by SW-846 9067								
Client ID: PBW	Batch ID: 64994	RunNo: 85130								
Prep Date: 1/13/2022	Analysis Date: 1/13/2022	SeqNo: 2995262	Units: µg/L							
Analyte	Result	PQL	SPK value	SPK Ref Val	%REC	LowLimit	HighLimit	%RPD	RPDLimit	Qual
Phenolics	ND	5.0								

Sample ID: LCS-64994	SampType: LCS	TestCode: Total Phenolics by SW-846 9067								
Client ID: LCSW	Batch ID: 64994	RunNo: 85130								
Prep Date: 1/13/2022	Analysis Date: 1/13/2022	SeqNo: 2995263	Units: µg/L							
Analyte	Result	PQL	SPK value	SPK Ref Val	%REC	LowLimit	HighLimit	%RPD	RPDLimit	Qual
Phenolics	15	5.0	20.00	0	73.7	58.1	107			

Sample ID: LCSD-64994	SampType: LCSD	TestCode: Total Phenolics by SW-846 9067								
Client ID: LCSS02	Batch ID: 64994	RunNo: 85130								
Prep Date: 1/13/2022	Analysis Date: 1/13/2022	SeqNo: 2995264	Units: µg/L							
Analyte	Result	PQL	SPK value	SPK Ref Val	%REC	LowLimit	HighLimit	%RPD	RPDLimit	Qual
Phenolics	15	5.0	20.00	0	73.7	58.1	107	0	20	

Qualifiers:

* Value exceeds Maximum Contaminant Level.	B Analyte detected in the associated Method Blank
D Sample Diluted Due to Matrix	E Estimated value
H Holding times for preparation or analysis exceeded	J Analyte detected below quantitation limits
ND Not Detected at the Reporting Limit	P Sample pH Not In Range
PQL Practical Quantitative Limit	RL Reporting Limit
S % Recovery outside of range due to dilution or matrix interference	

QC SUMMARY REPORT

Hall Environmental Analysis Laboratory, Inc.

WO#: 2201113

09-Feb-22

Client: XXXXXXXXXX
Project: Eagle Springs

Sample ID: MB-64870	SampType: MBLK	TestCode: SM 9223B Total Coliform								
Client ID: PBW	Batch ID: 64870	RunNo: 85000								
Prep Date: 1/5/2022	Analysis Date: 1/6/2022	SeqNo: 2990586 Units: P/A								
Analyte	Result	PQL	SPK value	SPK Ref Val	%REC	LowLimit	HighLimit	%RPD	RPDLimit	Qual
Total Coliform	Absent	0								
E. Coli	Absent	0								

Qualifiers:

- | | |
|--|---|
| * Value exceeds Maximum Contaminant Level. | B Analyte detected in the associated Method Blank |
| D Sample Diluted Due to Matrix | E Estimated value |
| H Holding times for preparation or analysis exceeded | J Analyte detected below quantitation limits |
| ND Not Detected at the Reporting Limit | P Sample pH Not In Range |
| PQL Practical Quantitative Limit | RL Reporting Limit |
| S % Recovery outside of range due to dilution or matrix interference | |

Sample Log-In Check List

Client Name: [REDACTED] Work Order Number: 2201113 RcptNo: 1

Received By: Juan Rojas 1/4/2022 4:11:00 PM *Juan Rojas*
 Completed By: Cheyenne Cason 1/5/2022 8:16:39 AM *Cason*
 Reviewed By: DAD 1/5/22 @ 9:00

Chain of Custody

1. Is Chain of Custody complete? Yes No Not Present
 2. How was the sample delivered? Client

Log In

3. Was an attempt made to cool the samples? Yes No NA
 4. Were all samples received at a temperature of >0° C to 6.0°C Yes No NA
 5. Sample(s) in proper container(s)? Yes No Approved by client.
 6. Sufficient sample volume for indicated test(s)? Yes No
 7. Are samples (except VOA and ONG) properly preserved? Yes No
 8. Was preservative added to bottles? Yes No NA
 9. Received at least 1 vial with headspace <1/4" for AQ VOA? Yes No HNO3, H2SO4 NA
 10. Were any sample containers received broken? Yes No
 11. Does paperwork match bottle labels? Yes No
 (Note discrepancies on chain of custody)
 12. Are matrices correctly identified on Chain of Custody? Yes No
 13. Is it clear what analyses were requested? Yes No
 14. Were all holding times able to be met? Yes No
 (If no, notify customer for authorization.)

of preserved bottles checked for pH: (4) (1)
 (<2 or >12 unless noted)
 Adjusted? yes
 Checked by: Cue 1/5/22

Special Handling (if applicable)

15. Was client notified of all discrepancies with this order? Yes No NA

Person Notified: _____ Date: _____
 By Whom: _____ Via: eMail Phone Fax In Person
 Regarding: _____
 Client Instructions: _____

16. Additional remarks: Filter lat # F52651

Poured off and Filtered ~125ml from unpreserved plastic and added ~0.4ml HNO3 for dissolved metals analysis. Added ~2ml H2SO4 to unpreserved amber glass for Phenols analysis --

Cooler Information

Cooler No	Temp °C	Condition	Seal Intact	Seal No	Seal Date	Signed By
1	14.2	Good	Not Present			
2	16.7	Good	Not Present			

WQCC List (NM Code 20.6.2.3103)

- ✓ 3-40mL HCl VOAs
 - 8260_W: Volatile Organics
- ✓ ~~2-40mL Na₂S₂O₃ VOAs*~~
 - ~~504.1_W: EDB~~
- 4-1L glass amber unpreserved *Z*
 - ~~8082_LF: PCBs~~
 - 8270LF: Semi Volatile Organics
 - Naphthalene, 1-Methylnaphthalene, 2-Methylnaphthalene, Benzo(a)pyrene, Atrazine, Pentachlorophenol
- 1-1L glass amber H₂SO₄
 - 9067_W: Phenol*
- ✓ 1-500mL HDPE unpreserved
 - ~~300.0_W: Anions~~
 - ~~F, Cl, NO₃, SO₄, NO₂~~
 - TDS_W: SM2540 C (Mod.)
 - PH_W: SM4500-H⁺B/EPA 9040C
- ✓ 1-125mL HDP H₂SO₄
 - ~~300_W: Anions~~
 - ~~NO₃+NO₂ backup~~
- ✓ ~~1-250mL HDPE HNO₃~~
 - ~~245.1: Mercury~~
- 1-125mL HDP HNO₃ (filter and syringe)**
 - 200.7_DISS: Dissolved Metals by ICP
 - Al, Ba, Be, B, Cd, Cr, Co, Cu, Fe, Mn, Mo, Ni, Ag, Zn
 - 200.8_DISS: Dissolved Metals by ICP/MS
 - As, Sb, Pb, Se, Tl, U
- ✓ ~~2-1L HDPE HNO₃~~
 - ~~RADCM: Ra=226/228 by EPA 903.1/904.0~~
- ✓ 1-500mL plastic amber NaOH
 - ~~CN_TW: Total CN by EPA 335.4~~

Be sure to include Trip Blank for 504.1_W and 8260_W.

*Include an extra bottle for QC per set of 20 samples

**Filtering events after sample receipt, must be properly documented including the lot number of the filter(s) used.

This Document Has Been Approved for Use at HEAL on 9/23/21 by: AF and TES.

NMED NEW WATER SOURCES

- ✓ **3-40mL ascorbic acid VOAs
(w/ HCl dropper and instructions)**
 - 524_W: Volatile Organics in DW
- ✓ **1-1L glass amber unpreserved**
 - COLOR: SM2120 B
 - ODOR: SM2150 B
- ✓ **1-120mL Na₂S₂O₃ (certified clean w/ seal)**
 - Coliform: SM9223 B
- ✓ **2-500mL HDPE unpreserved**
 - 1 Bottle Fraction C
 - 300_W: Anions
 - F, NO₃, NO₂, Cl, SO₄
 - 2540_C_NELAC: TDS by SM2540 C
 - PH_W: SM4500-H⁺ B/EPA 9040C
 - 1 Bottle Fraction L:
 - SURF: SM5540 C
 - CORR: Corrosivity by EPA 9045D
- ✓ **1-125mL HDP H₂SO₄**
 - 300_W: Anions
 - NO₂+NO₃ backup
- ✓ **1-250mL HDPE HNO₃**
 - 200.7: Metals by ICP
 - Al, Ba, Cd, Cr, Be, Fe, Mn, Ag, Zn
 - 200.8_COMPLIANCE: Metals ICP/MS
 - Sb, As, Cu, Se, Tl, U
 - 245.1: Mercury
- ✓ **1-500mL plastic amber NaOH**
 - CN_DW: Total CN in DW by EPA 335.4
(Fill amber halfway, shake then add NaOH then continue to fill)
- ✓ **4-1L HDPE HNO₃**
 - RADCM: Ra-226/228 by EPA 903.1/904.0
 - ALBETA: Gross Alpha/Beta by EPA 900.0
- ✓ **1 Full SOC list**
 - (See page 21.)

Be sure to include a Trip Blank for 524_W.



Hall Environmental Analysis Laboratory
4901 Hawkins NE
Albuquerque, NM 87109
TEL 505-345-3975 FAX 505-345-4107
Website clients.hallenvironmental.com

March 30, 2022

Nyle Khan

[REDACTED]
[REDACTED]
[REDACTED]
[REDACTED]
[REDACTED]

FAX

RE: Eagle Springs Seawater RO Test

OrderNo.: 2203907

Dear Nyle Khan:

Hall Environmental Analysis Laboratory received 2 sample(s) on 3/16/2022 for the analyses presented in the following report.

These were analyzed according to EPA procedures or equivalent. To access our accredited tests please go to www.hallenvironmental.com or the state specific web sites. In order to properly interpret your results, it is imperative that you review this report in its entirety. See the sample checklist and/or the Chain of Custody for information regarding the sample receipt temperature and preservation. Data qualifiers or a narrative will be provided if the sample analysis or analytical quality control parameters require a flag. When necessary, data qualifiers are provided on both the sample analysis report and the QC summary report, both sections should be reviewed. All samples are reported, as received, unless otherwise indicated. Lab measurement of analytes considered field parameters that require analysis within 15 minutes of sampling such as pH and residual chlorine are qualified as being analyzed outside of the recommended holding time.

Please don't hesitate to contact HEAL for any additional information or clarifications.

ADHS Cert #AZ0682 -- NMED-DWB Cert #NM9425 -- NMED-Micro Cert #NM0901

Sincerely,

A handwritten signature in black ink, appearing to read 'Andy Freeman', is written over a white background.

Andy Freeman

Laboratory Manager

4901 Hawkins NE

Albuquerque, NM 87109

Hall Environmental Analysis Laboratory, Inc.

Analytical Report

Lab Order 2203907

Date Reported: 3/30/2022

CLIENT: ██████████

Client Sample ID: ES Pass #1 SWRO

Project: Eagle Springs Seawater RO Test

Collection Date: 3/16/2022 11:20:00 AM

Lab ID: 2203907-001

Matrix: AQUEOUS

Received Date: 3/16/2022 4:15:00 PM

Analyses	Result	PQL	Qual	Units	DF	Date Analyzed
EPA METHOD 8015M/D: DIESEL RANGE						Analyst: SB
Diesel Range Organics (DRO)	ND	1.0		mg/L	1	3/22/2022 11:55:12 AM
Motor Oil Range Organics (MRO)	ND	5.0		mg/L	1	3/22/2022 11:55:12 AM
Surr: DNOP	129	43.2-147		%Rec	1	3/22/2022 11:55:12 AM
EPA METHOD 8015D: GASOLINE RANGE						Analyst: BRM
Gasoline Range Organics (GRO)	ND	0.050		mg/L	1	3/19/2022 3:12:00 PM
Surr: BFB	109	68.5-136		%Rec	1	3/19/2022 3:12:00 PM
EPA METHOD 300.0: ANIONS						Analyst: LRN
Fluoride	ND	0.10		mg/L	1	3/17/2022 11:10:44 AM
Chloride	7.1	0.50		mg/L	1	3/17/2022 11:10:44 AM
Nitrogen, Nitrite (As N)	ND	0.10		mg/L	1	3/17/2022 11:10:44 AM
Bromide	ND	0.10		mg/L	1	3/17/2022 11:10:44 AM
Nitrogen, Nitrate (As N)	ND	0.10		mg/L	1	3/17/2022 11:10:44 AM
Phosphorus, Orthophosphate (As P)	ND	0.50		mg/L	1	3/17/2022 11:10:44 AM
Sulfate	7.1	0.50		mg/L	1	3/17/2022 11:10:44 AM
EPA METHOD 200.7: METALS						Analyst: ELS
Boron	0.85	0.040		mg/L	1	3/22/2022 11:16:33 AM
Calcium	ND	1.0		mg/L	1	3/22/2022 11:16:33 AM
Magnesium	ND	1.0		mg/L	1	3/22/2022 11:16:33 AM
Potassium	ND	1.0		mg/L	1	3/22/2022 11:16:33 AM
Sodium	9.1	1.0		mg/L	1	3/22/2022 12:17:39 PM
SM2510B: SPECIFIC CONDUCTANCE						Analyst: MRA
Conductivity	58	10		µmhos/c	1	3/22/2022 9:40:52 PM
SM2320B: ALKALINITY						Analyst: MRA
Bicarbonate (As CaCO3)	ND	20.00		mg/L Ca	1	3/22/2022 9:40:52 PM
Carbonate (As CaCO3)	ND	2.000		mg/L Ca	1	3/22/2022 9:40:52 PM
Total Alkalinity (as CaCO3)	ND	20.00		mg/L Ca	1	3/22/2022 9:40:52 PM
SM2540C MOD: TOTAL DISSOLVED SOLIDS						Analyst: KS
Total Dissolved Solids	35.0	20.0		mg/L	1	3/24/2022 5:38:00 PM

Refer to the QC Summary report and sample login checklist for flagged QC data and preservation information.

Qualifiers:	* Value exceeds Maximum Contaminant Level	B Analyte detected in the associated Method Blank
	D Sample Diluted Due to Matrix	E Estimated value
	H Holding times for preparation or analysis exceeded	J Analyte detected below quantitation limits
	ND Not Detected at the Reporting Limit	P Sample pH Not In Range
	PQL Practical Quantitative Limit	RL Reporting Limit
	S % Recovery outside of range due to dilution or matrix interference	

Hall Environmental Analysis Laboratory, Inc.

Analytical Report

Lab Order 2203907

Date Reported: 3/30/2022

CLIENT: ██████████

Client Sample ID: ES Pass #2 SWRO

Project: Eagle Springs Seawater RO Test

Collection Date: 3/16/2022 11:20:00 AM

Lab ID: 2203907-002

Matrix: AQUEOUS

Received Date: 3/16/2022 4:15:00 PM

Analyses	Result	PQL	Qual	Units	DF	Date Analyzed
EPA METHOD 300.0: ANIONS						Analyst: LRN
Fluoride	ND	0.10		mg/L	1	3/17/2022 12:02:10 PM
Chloride	ND	0.50		mg/L	1	3/17/2022 12:02:10 PM
Nitrogen, Nitrite (As N)	ND	0.10		mg/L	1	3/17/2022 12:02:10 PM
Bromide	ND	0.10		mg/L	1	3/17/2022 12:02:10 PM
Nitrogen, Nitrate (As N)	ND	0.10		mg/L	1	3/17/2022 12:02:10 PM
Phosphorus, Orthophosphate (As P)	ND	0.50		mg/L	1	3/17/2022 12:02:10 PM
Sulfate	ND	0.50		mg/L	1	3/17/2022 12:02:10 PM
EPA METHOD 200.7: METALS						Analyst: ELS
Boron	0.34	0.040		mg/L	1	3/22/2022 11:19:45 AM
Calcium	ND	1.0		mg/L	1	3/22/2022 11:19:45 AM
Magnesium	ND	1.0		mg/L	1	3/22/2022 11:19:45 AM
Potassium	ND	1.0		mg/L	1	3/22/2022 11:19:45 AM
Sodium	ND	1.0		mg/L	1	3/22/2022 12:19:17 PM
SM2510B: SPECIFIC CONDUCTANCE						Analyst: MRA
Conductivity	ND	10		µmhos/c	1	3/22/2022 9:52:08 PM
SM2320B: ALKALINITY						Analyst: MRA
Bicarbonate (As CaCO ₃)	ND	20.00		mg/L Ca	1	3/22/2022 9:52:08 PM
Carbonate (As CaCO ₃)	ND	2.000		mg/L Ca	1	3/22/2022 9:52:08 PM
Total Alkalinity (as CaCO ₃)	ND	20.00		mg/L Ca	1	3/22/2022 9:52:08 PM
SM2540C MOD: TOTAL DISSOLVED SOLIDS						Analyst: KS
Total Dissolved Solids	ND	20.0		mg/L	1	3/24/2022 5:38:00 PM

Refer to the QC Summary report and sample login checklist for flagged QC data and preservation information.

Qualifiers:	* Value exceeds Maximum Contaminant Level	B Analyte detected in the associated Method Blank
	D Sample Diluted Due to Matrix	E Estimated value
	H Holding times for preparation or analysis exceeded	J Analyte detected below quantitation limits
	ND Not Detected at the Reporting Limit	P Sample pH Not In Range
	PQL Practical Quantitative Limit	RL Reporting Limit
	S % Recovery outside of range due to dilution or matrix interference	

QC SUMMARY REPORT

Hall Environmental Analysis Laboratory, Inc.

WO#: 2203907

30-Mar-22

Client: ██████████
Project: Eagle Springs Seawater RO Test

Sample ID: MB	SampType: MBLK	TestCode: EPA Method 200.7: Metals								
Client ID: PBW	Batch ID: A86637	RunNo: 86637								
Prep Date:	Analysis Date: 3/22/2022	SeqNo: 3058540	Units: mg/L							
Analyte	Result	PQL	SPK value	SPK Ref Val	%REC	LowLimit	HighLimit	%RPD	RPDLimit	Qual
Boron	ND	0.040								
Calcium	ND	1.0								
Magnesium	ND	1.0								
Potassium	ND	1.0								
Sodium	ND	1.0								

Sample ID: LLLCS	SampType: LCSLL	TestCode: EPA Method 200.7: Metals								
Client ID: BatchQC	Batch ID: A86637	RunNo: 86637								
Prep Date:	Analysis Date: 3/22/2022	SeqNo: 3058541	Units: mg/L							
Analyte	Result	PQL	SPK value	SPK Ref Val	%REC	LowLimit	HighLimit	%RPD	RPDLimit	Qual
Boron	ND	0.040	0.04000	0	99.1	50	150			
Calcium	ND	1.0	0.5000	0	104	50	150			
Magnesium	ND	1.0	0.5000	0	97.8	50	150			
Potassium	ND	1.0	0.5000	0	95.3	50	150			
Sodium	ND	1.0	0.5000	0	120	50	150			

Sample ID: LCS	SampType: LCS	TestCode: EPA Method 200.7: Metals								
Client ID: LCSW	Batch ID: A86637	RunNo: 86637								
Prep Date:	Analysis Date: 3/22/2022	SeqNo: 3058542	Units: mg/L							
Analyte	Result	PQL	SPK value	SPK Ref Val	%REC	LowLimit	HighLimit	%RPD	RPDLimit	Qual
Boron	0.54	0.040	0.5000	0	107	85	115			
Calcium	48	1.0	50.00	0	97.0	85	115			
Magnesium	47	1.0	50.00	0	94.9	85	115			
Potassium	47	1.0	50.00	0	94.6	85	115			
Sodium	46	1.0	50.00	0	92.4	85	115			

Qualifiers:

- * Value exceeds Maximum Contaminant Level
- D Sample Diluted Due to Matrix
- H Holding times for preparation or analysis exceeded
- ND Not Detected at the Reporting Limit
- PQL Practical Quantitative Limit
- S % Recovery outside of range due to dilution or matrix interference
- B Analyte detected in the associated Method Blank
- E Estimated value
- J Analyte detected below quantitation limits
- P Sample pH Not In Range
- RL Reporting Limit

QC SUMMARY REPORT

Hall Environmental Analysis Laboratory, Inc.

WO#: 2203907

30-Mar-22

Client: ██████████
Project: Eagle Springs Seawater RO Test

Sample ID: MB	SampType: mblk	TestCode: EPA Method 300.0: Anions
Client ID: PBW	Batch ID: R86573	RunNo: 86573
Prep Date:	Analysis Date: 3/17/2022	SeqNo: 3055603 Units: mg/L

Analyte	Result	PQL	SPK value	SPK Ref Val	%REC	LowLimit	HighLimit	%RPD	RPDLimit	Qual
Fluoride	ND	0.10								
Chloride	ND	0.50								
Nitrogen, Nitrite (As N)	ND	0.10								
Bromide	ND	0.10								
Nitrogen, Nitrate (As N)	ND	0.10								
Phosphorus, Orthophosphate (As P)	ND	0.50								
Sulfate	ND	0.50								

Sample ID: LCS	SampType: ics	TestCode: EPA Method 300.0: Anions
Client ID: LCSW	Batch ID: R86573	RunNo: 86573
Prep Date:	Analysis Date: 3/17/2022	SeqNo: 3055607 Units: mg/L

Analyte	Result	PQL	SPK value	SPK Ref Val	%REC	LowLimit	HighLimit	%RPD	RPDLimit	Qual
Fluoride	0.50	0.10	0.5000	0	99.1	90	110			
Chloride	4.7	0.50	5.000	0	93.4	90	110			
Nitrogen, Nitrite (As N)	0.97	0.10	1.000	0	97.2	90	110			
Bromide	2.4	0.10	2.500	0	97.6	90	110			
Nitrogen, Nitrate (As N)	2.5	0.10	2.500	0	100	90	110			
Phosphorus, Orthophosphate (As P)	4.5	0.50	5.000	0	90.8	90	110			
Sulfate	9.3	0.50	10.00	0	93.1	90	110			

Sample ID: 2203907-001CMS	SampType: ms	TestCode: EPA Method 300.0: Anions
Client ID: ES Pass #1 SWRO	Batch ID: R86573	RunNo: 86573
Prep Date:	Analysis Date: 3/17/2022	SeqNo: 3055615 Units: mg/L

Analyte	Result	PQL	SPK value	SPK Ref Val	%REC	LowLimit	HighLimit	%RPD	RPDLimit	Qual
Fluoride	0.49	0.10	0.5000	0	97.7	79.7	110			
Chloride	12	0.50	5.000	7.143	101	86.3	114			
Nitrogen, Nitrite (As N)	0.95	0.10	1.000	0	94.8	83.4	105			
Bromide	2.4	0.10	2.500	0	95.5	91.2	106			
Nitrogen, Nitrate (As N)	2.5	0.10	2.500	0	98.1	93.5	110			
Phosphorus, Orthophosphate (As P)	4.4	0.50	5.000	0	88.7	80.1	109			
Sulfate	16	0.50	10.00	7.057	94.3	90.5	112			

Sample ID: 2203907-001CMSD	SampType: msd	TestCode: EPA Method 300.0: Anions
Client ID: ES Pass #1 SWRO	Batch ID: R86573	RunNo: 86573
Prep Date:	Analysis Date: 3/17/2022	SeqNo: 3055616 Units: mg/L

Analyte	Result	PQL	SPK value	SPK Ref Val	%REC	LowLimit	HighLimit	%RPD	RPDLimit	Qual
Fluoride	0.49	0.10	0.5000	0	97.6	79.7	110	0.0820	20	

Qualifiers:

- * Value exceeds Maximum Contaminant Level
- D Sample Diluted Due to Matrix
- H Holding times for preparation or analysis exceeded
- ND Not Detected at the Reporting Limit
- PQL Practical Quantitative Limit
- S % Recovery outside of range due to dilution or matrix interference
- B Analyte detected in the associated Method Blank
- E Estimated value
- J Analyte detected below quantitation limits
- P Sample pH Not In Range
- RL Reporting Limit

QC SUMMARY REPORT

Hall Environmental Analysis Laboratory, Inc.

WO#: 2203907

30-Mar-22

Client: ██████████
Project: Eagle Springs Seawater RO Test

Sample ID: 2203907-001CMSD	SampType: msd	TestCode: EPA Method 300.0: Anions								
Client ID: ES Pass #1 SWRO	Batch ID: R86573	RunNo: 86573								
Prep Date:	Analysis Date: 3/17/2022	SeqNo: 3055616 Units: mg/L								
Analyte	Result	PQL	SPK value	SPK Ref Val	%REC	LowLimit	HighLimit	%RPD	RPDLimit	Qual
Chloride	12	0.50	5.000	7.143	101	86.3	114	0.00410	20	
Nitrogen, Nitrite (As N)	0.95	0.10	1.000	0	95.0	83.4	105	0.148	20	
Bromide	2.4	0.10	2.500	0	95.6	91.2	106	0.0879	20	
Nitrogen, Nitrate (As N)	2.5	0.10	2.500	0	98.1	93.5	110	0.0245	20	
Phosphorus, Orthophosphate (As P)	4.4	0.50	5.000	0	88.9	80.1	109	0.227	20	
Sulfate	16	0.50	10.00	7.057	94.4	90.5	112	0.0728	20	

Qualifiers:

- * Value exceeds Maximum Contaminant Level
- D Sample Diluted Due to Matrix
- H Holding times for preparation or analysis exceeded
- ND Not Detected at the Reporting Limit
- PQL Practical Quantitative Limit
- S % Recovery outside of range due to dilution or matrix interference
- B Analyte detected in the associated Method Blank
- E Estimated value
- J Analyte detected below quantitation limits
- P Sample pH Not In Range
- RL Reporting Limit

QC SUMMARY REPORT

Hall Environmental Analysis Laboratory, Inc.

WO#: 2203907

30-Mar-22

Client: ██████████
Project: Eagle Springs Seawater RO Test

Sample ID: MB-66291	SampType: MBLK	TestCode: EPA Method 8015M/D: Diesel Range								
Client ID: PBW	Batch ID: 66291	RunNo: 86643								
Prep Date: 3/21/2022	Analysis Date: 3/22/2022	SeqNo: 3059907	Units: mg/L							
Analyte	Result	PQL	SPK value	SPK Ref Val	%REC	LowLimit	HighLimit	%RPD	RPDLimit	Qual
Diesel Range Organics (DRO)	ND	1.0								
Motor Oil Range Organics (MRO)	ND	5.0								
Surr: DNOP	0.62		0.5000		123	43.2	147			

Sample ID: LCS-66291	SampType: LCS	TestCode: EPA Method 8015M/D: Diesel Range								
Client ID: LCSW	Batch ID: 66291	RunNo: 86643								
Prep Date: 3/21/2022	Analysis Date: 3/22/2022	SeqNo: 3059908	Units: mg/L							
Analyte	Result	PQL	SPK value	SPK Ref Val	%REC	LowLimit	HighLimit	%RPD	RPDLimit	Qual
Diesel Range Organics (DRO)	2.9	1.0	2.500	0	116	70	130			
Surr: DNOP	0.31		0.2500		122	43.2	147			

Qualifiers:

- | | |
|--|---|
| * Value exceeds Maximum Contaminant Level | B Analyte detected in the associated Method Blank |
| D Sample Diluted Due to Matrix | E Estimated value |
| H Holding times for preparation or analysis exceeded | J Analyte detected below quantitation limits |
| ND Not Detected at the Reporting Limit | P Sample pH Not In Range |
| PQL Practical Quantitative Limit | RL Reporting Limit |
| S % Recovery outside of range due to dilution or matrix interference | |

QC SUMMARY REPORT

Hall Environmental Analysis Laboratory, Inc.

WO#: 2203907

30-Mar-22

Client: ██████████
Project: Eagle Springs Seawater RO Test

Sample ID: 2.5ug gro lcs	SampType: LCS		TestCode: EPA Method 8015D: Gasoline Range							
Client ID: LCSW	Batch ID: A86605		RunNo: 86605							
Prep Date:	Analysis Date: 3/19/2022		SeqNo: 3057167		Units: mg/L					
Analyte	Result	PQL	SPK value	SPK Ref Val	%REC	LowLimit	HighLimit	%RPD	RPDLimit	Qual
Gasoline Range Organics (GRO)	0.57	0.050	0.5000	0	115	80	120			
Surr: BFB	45		20.00		227	68.5	136			S

Sample ID: mb	SampType: MBLK		TestCode: EPA Method 8015D: Gasoline Range							
Client ID: PBW	Batch ID: A86605		RunNo: 86605							
Prep Date:	Analysis Date: 3/19/2022		SeqNo: 3057168		Units: mg/L					
Analyte	Result	PQL	SPK value	SPK Ref Val	%REC	LowLimit	HighLimit	%RPD	RPDLimit	Qual
Gasoline Range Organics (GRO)	ND	0.050								
Surr: BFB	21		20.00		107	68.5	136			

Sample ID: 2203907-001ams	SampType: MS		TestCode: EPA Method 8015D: Gasoline Range							
Client ID: ES Pass #1 SWRO	Batch ID: A86605		RunNo: 86605							
Prep Date:	Analysis Date: 3/19/2022		SeqNo: 3057170		Units: mg/L					
Analyte	Result	PQL	SPK value	SPK Ref Val	%REC	LowLimit	HighLimit	%RPD	RPDLimit	Qual
Gasoline Range Organics (GRO)	0.60	0.050	0.5000	0	120	70	130			
Surr: BFB	46		20.00		232	68.5	136			S

Sample ID: 2203907-001amsd	SampType: MSD		TestCode: EPA Method 8015D: Gasoline Range							
Client ID: ES Pass #1 SWRO	Batch ID: A86605		RunNo: 86605							
Prep Date:	Analysis Date: 3/19/2022		SeqNo: 3057171		Units: mg/L					
Analyte	Result	PQL	SPK value	SPK Ref Val	%REC	LowLimit	HighLimit	%RPD	RPDLimit	Qual
Gasoline Range Organics (GRO)	0.58	0.050	0.5000	0	115	70	130	4.49	20	
Surr: BFB	44		20.00		219	68.5	136	0	0	S

Qualifiers:

- * Value exceeds Maximum Contaminant Level
- D Sample Diluted Due to Matrix
- H Holding times for preparation or analysis exceeded
- ND Not Detected at the Reporting Limit
- PQL Practical Quantitative Limit
- S % Recovery outside of range due to dilution or matrix interference
- B Analyte detected in the associated Method Blank
- E Estimated value
- J Analyte detected below quantitation limits
- P Sample pH Not In Range
- RL Reporting Limit

QC SUMMARY REPORT

Hall Environmental Analysis Laboratory, Inc.

WO#: 2203907

30-Mar-22

Client: ██████████
Project: Eagle Springs Seawater RO Test

Sample ID: 2203907-001c dup	SampType: dup	TestCode: SM2510B: Specific Conductance								
Client ID: ES Pass #1 SWRO	Batch ID: R86681	RunNo: 86681								
Prep Date:	Analysis Date: 3/22/2022	SeqNo: 3060532	Units: µmhos/cm							
Analyte	Result	PQL	SPK value	SPK Ref Val	%REC	LowLimit	HighLimit	%RPD	RPDLimit	Qual
Conductivity	58	10						0	20	

Sample ID: ics-1 100.2uS eC	SampType: ics	TestCode: SM2510B: Specific Conductance								
Client ID: LCSW	Batch ID: R86681	RunNo: 86681								
Prep Date:	Analysis Date: 3/22/2022	SeqNo: 3060544	Units: µmhos/cm							
Analyte	Result	PQL	SPK value	SPK Ref Val	%REC	LowLimit	HighLimit	%RPD	RPDLimit	Qual
Conductivity	110	10	100.0	0	108	85	115			

Sample ID: ics-2 100.2uS eC	SampType: ics	TestCode: SM2510B: Specific Conductance								
Client ID: LCSW	Batch ID: R86681	RunNo: 86681								
Prep Date:	Analysis Date: 3/22/2022	SeqNo: 3060570	Units: µmhos/cm							
Analyte	Result	PQL	SPK value	SPK Ref Val	%REC	LowLimit	HighLimit	%RPD	RPDLimit	Qual
Conductivity	100	10	100.2	0	104	85	115			

Qualifiers:

- | | |
|--|---|
| * Value exceeds Maximum Contaminant Level | B Analyte detected in the associated Method Blank |
| D Sample Diluted Due to Matrix | E Estimated value |
| H Holding times for preparation or analysis exceeded | J Analyte detected below quantitation limits |
| ND Not Detected at the Reporting Limit | P Sample pH Not In Range |
| PQL Practical Quantitative Limit | RL Reporting Limit |
| S % Recovery outside of range due to dilution or matrix interference | |

QC SUMMARY REPORT

Hall Environmental Analysis Laboratory, Inc.

WO#: 2203907

30-Mar-22

Client: ██████████
Project: Eagle Springs Seawater RO Test

Sample ID: mb-1 alk	SampType: mblk	TestCode: SM2320B: Alkalinity								
Client ID: PBW	Batch ID: R86681	RunNo: 86681								
Prep Date:	Analysis Date: 3/22/2022	SeqNo: 3060403	Units: mg/L CaCO3							
Analyte	Result	PQL	SPK value	SPK Ref Val	%REC	LowLimit	HighLimit	%RPD	RPDLimit	Qual
Total Alkalinity (as CaCO3)	ND	20.00								

Sample ID: ics-1 alk	SampType: ics	TestCode: SM2320B: Alkalinity								
Client ID: LCSW	Batch ID: R86681	RunNo: 86681								
Prep Date:	Analysis Date: 3/22/2022	SeqNo: 3060404	Units: mg/L CaCO3							
Analyte	Result	PQL	SPK value	SPK Ref Val	%REC	LowLimit	HighLimit	%RPD	RPDLimit	Qual
Total Alkalinity (as CaCO3)	73.08	20.00	80.00	0	91.4	90	110			

Sample ID: mb-2 alk	SampType: mblk	TestCode: SM2320B: Alkalinity								
Client ID: PBW	Batch ID: R86681	RunNo: 86681								
Prep Date:	Analysis Date: 3/22/2022	SeqNo: 3060426	Units: mg/L CaCO3							
Analyte	Result	PQL	SPK value	SPK Ref Val	%REC	LowLimit	HighLimit	%RPD	RPDLimit	Qual
Total Alkalinity (as CaCO3)	ND	20.00								

Sample ID: ics-2 alk	SampType: ics	TestCode: SM2320B: Alkalinity								
Client ID: LCSW	Batch ID: R86681	RunNo: 86681								
Prep Date:	Analysis Date: 3/22/2022	SeqNo: 3060427	Units: mg/L CaCO3							
Analyte	Result	PQL	SPK value	SPK Ref Val	%REC	LowLimit	HighLimit	%RPD	RPDLimit	Qual
Total Alkalinity (as CaCO3)	74.16	20.00	80.00	0	92.7	90	110			

Sample ID: 2203907-001C DUP	SampType: dup	TestCode: SM2320B: Alkalinity									
Client ID: ES Pass #1 SWRO	Batch ID: R86681	RunNo: 86681									
Prep Date:	Analysis Date: 3/22/2022	SeqNo: 3060432	Units: mg/L CaCO3								
Analyte	Result	PQL	SPK value	SPK Ref Val	%REC	LowLimit	HighLimit	%RPD	RPDLimit	Qual	
Total Alkalinity (as CaCO3)	ND	20.00						0	20		

Qualifiers:

- * Value exceeds Maximum Contaminant Level
- D Sample Diluted Due to Matrix
- H Holding times for preparation or analysis exceeded
- ND Not Detected at the Reporting Limit
- PQL Practical Quantitative Limit
- S % Recovery outside of range due to dilution or matrix interference
- B Analyte detected in the associated Method Blank
- E Estimated value
- J Analyte detected below quantitation limits
- P Sample pH Not In Range
- RL Reporting Limit

QC SUMMARY REPORT

Hall Environmental Analysis Laboratory, Inc.

WO#: 2203907

30-Mar-22

Client: ██████████
Project: Eagle Springs Seawater RO Test

Sample ID: MB-66350	SampType: MBLK	TestCode: SM2540C MOD: Total Dissolved Solids								
Client ID: PBW	Batch ID: 66350	RunNo: 86728								
Prep Date: 3/23/2022	Analysis Date: 3/24/2022	SeqNo: 3062125	Units: mg/L							
Analyte	Result	PQL	SPK value	SPK Ref Val	%REC	LowLimit	HighLimit	%RPD	RPDLimit	Qual
Total Dissolved Solids	ND	20.0								

Sample ID: LCS-66350	SampType: LCS	TestCode: SM2540C MOD: Total Dissolved Solids								
Client ID: LCSW	Batch ID: 66350	RunNo: 86728								
Prep Date: 3/23/2022	Analysis Date: 3/24/2022	SeqNo: 3062126	Units: mg/L							
Analyte	Result	PQL	SPK value	SPK Ref Val	%REC	LowLimit	HighLimit	%RPD	RPDLimit	Qual
Total Dissolved Solids	1020	20.0	1000	0	102	80	120			

Qualifiers:

- * Value exceeds Maximum Contaminant Level
- D Sample Diluted Due to Matrix
- H Holding times for preparation or analysis exceeded
- ND Not Detected at the Reporting Limit
- PQL Practical Quantitative Limit
- S % Recovery outside of range due to dilution or matrix interference
- B Analyte detected in the associated Method Blank
- E Estimated value
- J Analyte detected below quantitation limits
- P Sample pH Not In Range
- RL Reporting Limit

Sample Log-In Check List

Client Name: [REDACTED] Work Order Number: 2203907 RcptNo: 1

Received By: Juan Rojas 3/16/2022 4:15:00 PM *Juan Rojas*
 Completed By: Cheyenne Cason 3/16/2022 4:27:02 PM *Cason*
 Reviewed By: *KPG 3/16/22*

Chain of Custody

1. Is Chain of Custody complete? Yes No Not Present
 2. How was the sample delivered?

Log In

3. Was an attempt made to cool the samples? Yes No NA
 4. Were all samples received at a temperature of >0° C to 6.0°C Yes No NA
 5. Sample(s) in proper container(s)? Yes No Approved by client.
 6. Sufficient sample volume for indicated test(s)? Yes No
 7. Are samples (except VOA and ONG) properly preserved? Yes No
 8. Was preservative added to bottles? Yes No NA
 9. Received at least 1 vial with headspace <1/4" for AQ VOA? Yes No HNO3 NA
 10. Were any sample containers received broken? Yes No
 11. Does paperwork match bottle labels? Yes No
 (Note discrepancies on chain of custody)
 12. Are matrices correctly identified on Chain of Custody? Yes No
 13. Is it clear what analyses were requested? Yes No
 14. Were all holding times able to be met? Yes No
 (If no, notify customer for authorization.)

of preserved bottles checked for pH: 2
 (2 or >12 unless noted)
 Adjusted? yes
 Checked by: JR 3/16/22

Special Handling (if applicable)

15. Was client notified of all discrepancies with this order? Yes No NA

Person Notified: _____ Date: _____
 By Whom: _____ Via: eMail Phone Fax In Person
 Regarding: _____
 Client Instructions: _____


16. Additional remarks:

Poured off from unpreserved plastic jugs for all samples and all fractions, added ~ 0.5 ml HNO3 to 001D for metals analysis, added ~ 0.5 ml HNO3 to 002B for metals analysis -- JR 3/16/22

17. Cooler Information

Cooler No	Temp °C	Condition	Seal Intact	Seal No	Seal Date	Signed By
1	24.6	Good	Not Present			

Chain-of-Custody Record



HALL ENVIRONMENTAL ANALYSIS LABORATORY

www.hallenvironmental.com

4901 Hawkins NE - Albuquerque, NM 87109

Tel. 505-345-3975 Fax 505-345-4107

Analysis Request

Turn-Around Time:

Standard **XX Rush**

Project Name:

Eagle Springs Seawater RO Test

Project #:

Project Manager:

Nyle Khan

Sampler:

On Ice: Yes No

of Coolers: ()

Cooler Temp (including CF): 24.4 to 25.6

Container Type and #

Preservative Type

HEAL No.

Plastic Jug

2203907

Plastic Jug

001

002

Standard Cation/Anion Balance

TPH:8015D(GRO / DRO / MRO)

Boron

Remarks: Temp Approve. David Dan 3/16/22

Received by: Via: Date Time

Relinquished by: David Dan

Date: 3/16/22 Time: 4:15

Received by: Via: Date Time

Relinquished by:

Date: Time: