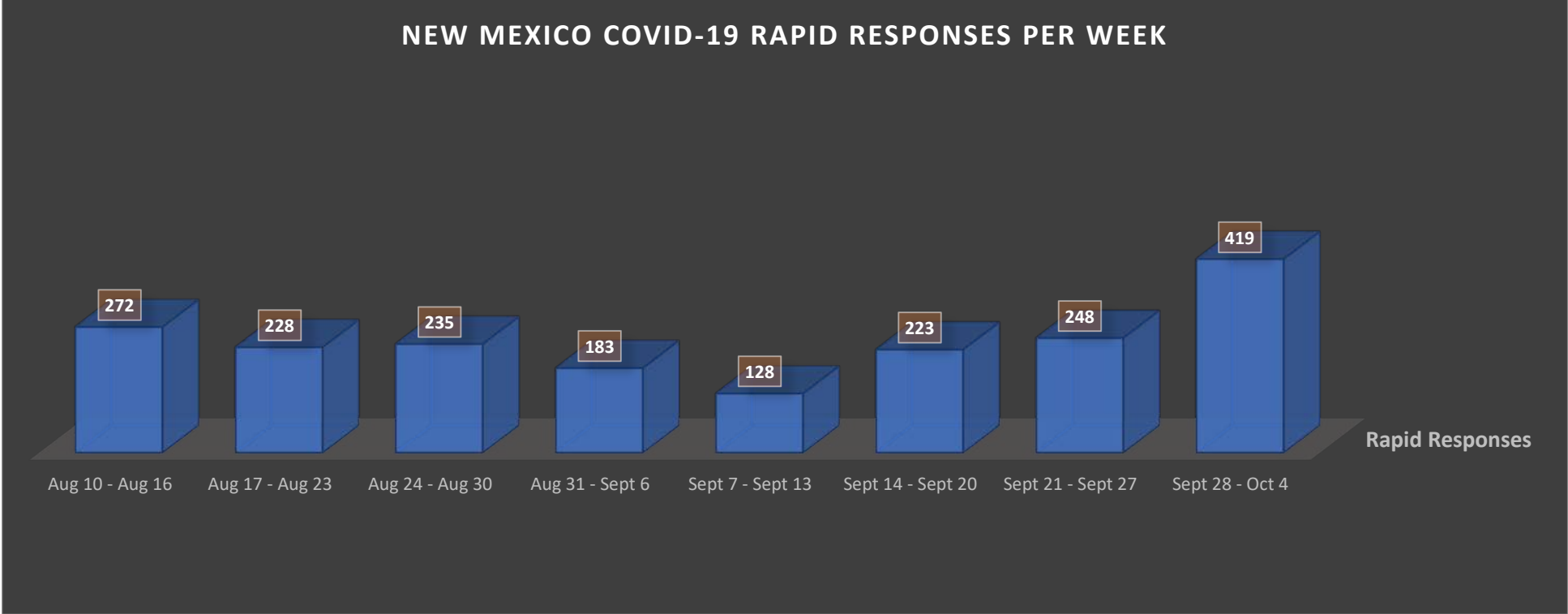




COVID-19 Rapid Response Update

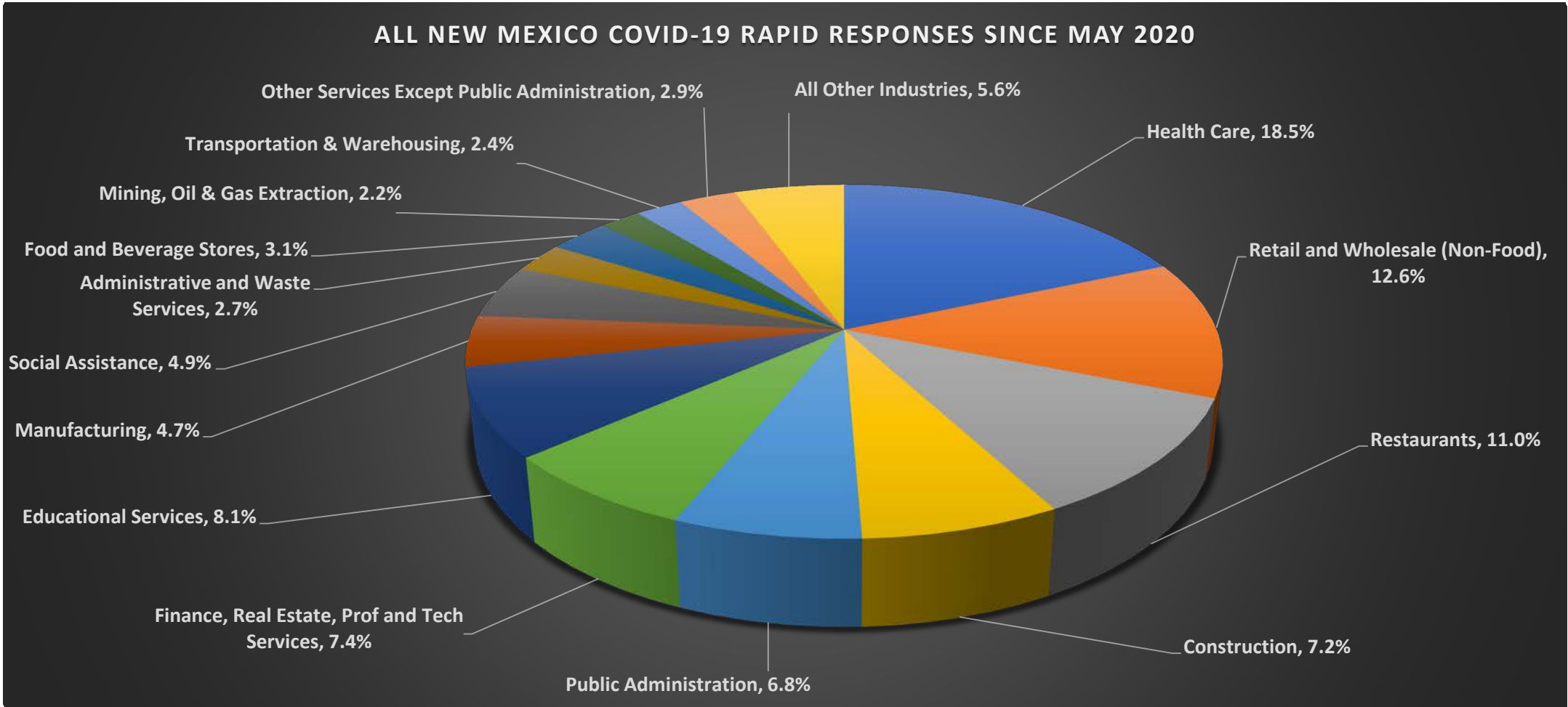
419
Rapid Responses
September 28– October 4





COVID-19 Rapid Response Update

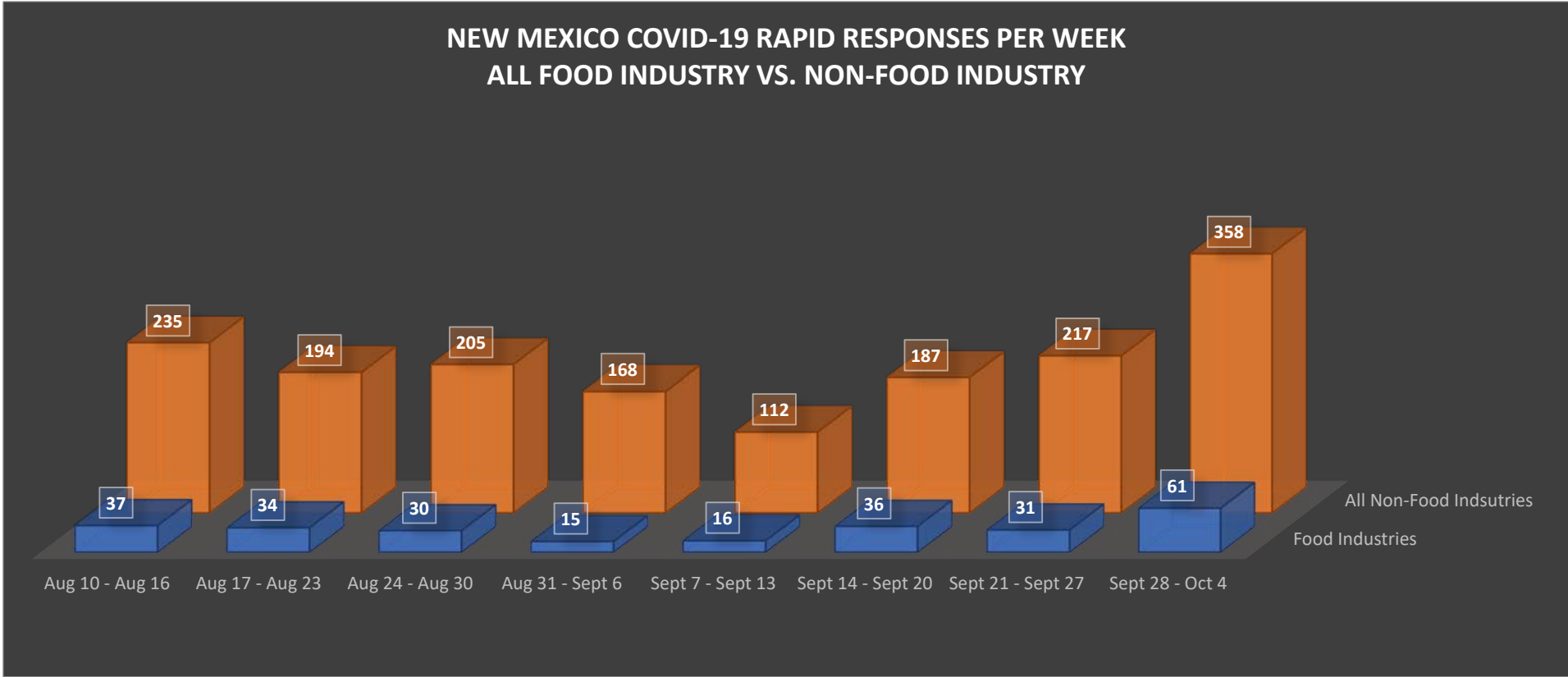
3,401
Rapid Responses
May 11 – October 4





COVID-19 Rapid Response Update

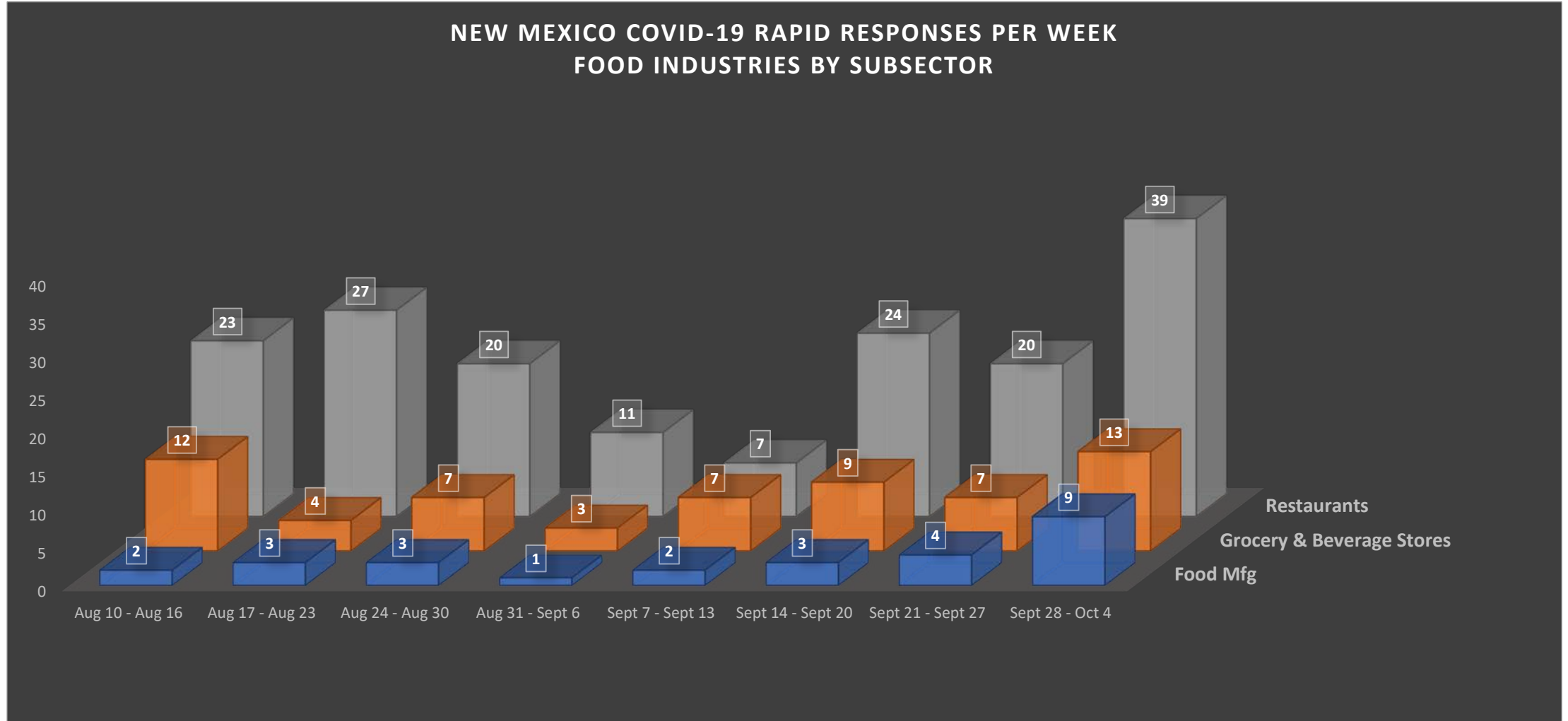
419
Rapid Responses
September 28– October 4





COVID-19 Rapid Response Update

419
Rapid Responses
September 28– October 4





COVID-19 Rapid Response Update

419
Rapid Responses
September 28– October 4

Table 1: Rapid Responses By Top Ten Counties, 9/28 – 10/4

County Ranking	Number of Rapid Response vs. Total	Percent of Total	Ranking Last Week
#1 Bernalillo	132/419	32%	#1
#2 Dona Ana	60/419	14%	#2
#3 Santa Fe	37/419	9%	#6
#4 Chaves	37/419	9%	#4
#5 Curry	26/419	6%	#7
#6 Eddy	23/419	5%	#3
#7 Lea	22/419	5%	#4
#8 Sandoval	13/419	4%	#13
#9 San Juan	13/419	3%	#8
#10 Luna	13/419	3%	#13



COVID-19 Rapid Response Update

419
Rapid Responses
September 28– October 4

Table 2: Rapid Responses By Agency, 9/28 – 10/4

Agency	Number	Percent	Compared to Last Week	Compared to All Data
Environment Department	277	66.1%	11.3%	66.14%
Department of Health	38	9.1%	-0.2%	12.62%
Aging and Long Term Services Department	13	3.1%	-0.5%	4.55%
Early Childhood Education and Care Department	11	2.6%	-0.2%	2.69%
Public Education Department	42	10.0%	-2.9%	6.23%
Higher Education Department	6	1.4%	-1.4%	1.68%
Corrections Department	9	2.1%	0.5%	1.34%
Health Improvement	17	4.1%	-4.4%	2.16%
Office of Guardianship	3	0.7%	-0.5%	0.00%
Disability Determination Services Department	0	0.0%	0.0%	0.22%
Children, Youth and Families Department	3	0.7%	-0.5%	0.71%
Total	419	100%		