

ATTACHMENT G
CLOSURE PLAN

(This page intentionally blank)

ATTACHMENT G

CLOSURE PLAN

TABLE OF CONTENTS

Introduction	1
G-1 Closure Plan.....	1
G-1a Closure Performance Standard.....	3
G-1a(1) Container Storage Units	3
G-1a(2) Miscellaneous Unit.....	3
G-1a(3) Post-Closure Care	4
G-1b Requirements	4
G-1c Maximum Waste Inventory.....	5
G-1d Schedule for Closure	5
G-1d(1) Schedule for Panel Closure	5
G-1d(2) Schedule for Final Facility Closure	6
G-1d(3) Extension for Closure Time.....	7
G-1d(4) Amendment of the Closure Plan	7
G-1e Closure Activities	8
G-1e(1) Panel Closure	8
G-1e(2) Prerequisite Activities for Panel 6 Final Closure	10
G-1e(3) Decontamination and Decommissioning.....	10
G-1e(3)(a) Determine the Extent of Contamination.....	11
G-1e(3)(b) Decontamination Activities	12
G-1e(3)(c) Dismantling	15
G-1e(3)(c)(1) Dismantling During Final Closure	15
G-1e(3)(d) Closure of Open Underground HWDU	15
G-1e(3)(e) Final Facility Closure.....	15
G-1e(3)(f) Final Contouring and Revegetation.....	17
G-1e(3)(g) Closure, Monuments, and Records.....	17
G-1e(4) Performance of the Closed Facility	17
G-2 Notices Required for Disposal Facilities.....	18
G-2a Certification of Closure.....	18
G-2b Survey Plat	18
References	19

LIST OF TABLES

Table	Title
Table G-1	Anticipated Earliest Closure Dates for the Underground HWDUs
Table G-2	Anticipated Overall Schedule for Closure Activities
Table G-3	Governing Regulations for Borehole Abandonment

LIST OF FIGURES

Figure	Title
Figure G-1	Location of Underground HWDUs and Anticipated Closure Locations
Figure G-2	WIPP Panel Closure Schedule
Figure G-3	WIPP Facility Final Closure 84-Month Schedule
Figure G-4	Bulkhead and ROM Salt Locations
Figure G-4a	Typical Substantial Barrier and Bulkhead
Figure G-5	Typical Disposal Panel
Figure G-6	Approximate Locations of Boreholes in Relation to the WIPP Underground

ATTACHMENT G

CLOSURE PLAN

Introduction

This Permit Attachment contains the Closure Plan that describes the activities necessary to close the Waste Isolation Pilot Plant (**WIPP**) individual units and facility. Since the current plans for operations extend over several decades, the Permittees will periodically reapply for an operating permit in accordance with 20.4.1.900 NMAC (incorporating 40 CFR §270.10(h)). Consequently, this Closure Plan describes several types of closures. The first type is panel closure, which involves constructing closures in each of the underground hazardous waste disposal units (**HWDUs**) after they are filled. The second type is partial closure, which can be less than the entire facility and therefore less than an entire unit as described herein for the Waste Handling Building (**WHB**) Unit, the Parking Area Unit (**PAU**), or Permit-related surface equipment, structures and contaminated soils. The third type of closure is final facility closure at the end of the Disposal Phase, which will entail “clean” closure of all remaining surface storage units and construction of the four shaft seal systems. Finally, in the event a new permit is not issued prior to expiration of an existing permit, a modification to this Closure Plan will be sought to perform contingency closure. Contingency closure defers the final closure of waste management facilities such as the Waste Handling Building Container Storage Unit (**WHB Unit**), the conveyances, the shafts, and the haulage ways because these will be needed to continue operations with non-mixed Transuranic (**TRU**) waste.

The hazardous waste management units (**HWMUs**) addressed in this Closure Plan include the aboveground HWMU in the WHB, the parking area HWMU, and Panels 1 through 8, each consisting of seven rooms. In addition, this Closure Plan includes closures for Panels 9 and 10.

This plan was submitted to the New Mexico Environment Department (**NMED**) in accordance with 20.4.1.900 NMAC (incorporating 40 CFR §270.14(b)(13)). Closure at the panel level will include the construction of barriers that will contribute to limiting the emission of hazardous waste constituents from the panel into the mine ventilation air stream below levels that meet environmental performance standards. The Post-Closure Plan (Permit Attachment H) includes the implementation of institutional controls to limit access and groundwater monitoring to assess disposal system performance. Until final closure is complete and has been certified in accordance with 20.4.1.500 NMAC (incorporating 40 CFR §264.115), a copy of the approved Closure Plan and all approved revisions will be on file at the WIPP facility and will be available to the Secretary of the NMED or the U.S. Environmental Protection Agency (**EPA**) Region VI Administrator upon request.

G-1 Closure Plan

This Closure Plan is prepared in accordance with the requirements of 20.4.1.500 NMAC (incorporating 40 CFR §264 Subparts G, I, and X), Closure and Post-Closure, Use and Management of Containers, and Miscellaneous Units. The WIPP underground HWDUs, shown on Figure G-1, will be closed under this Closure Plan to meet the performance standards in 20.4.1.500 NMAC (incorporating 40 CFR §264.601). The WIPP surface facilities, including Waste Handling Building Container Storage Unit and the Parking Area Container Storage Unit, will be closed in accordance with 20.4.1.500 NMAC (incorporating 40 CFR §264.178). The

Permittees may perform partial closure of the WHB, PAU HWMUs, or Permit-related surface equipment, structures and contaminated soils prior to final facility closure and certification. For final facility closure, this plan also includes closure and sealing of the facility shafts in accordance with 20.4.1.500 NMAC (incorporating 40 CFR §264.601).

Following completion of waste emplacement in each underground HWDU, the HWDU will be closed. The Permittees will notify the NMED of the closure of each underground HWDU as specified in the schedule in Figure G-2. For the purpose of this Closure Plan, panel closure is defined as the process of rendering underground HWDUs in the repository inactive and closed according to the facility Closure Plan. The Post-Closure Plan (Permit Attachment H) addresses requirements for future monitoring that are deemed necessary for the post-closure period, prior to final facility closure.

For the purposes of this Closure Plan, final facility closure is defined as closure that will occur when all permitted HWDUs~~waste disposal areas~~ are filled or have achieved their maximum capacities as outlined in Permit Part 4, Table 4.1.1 or ~~when the WIPP achieves its capacity of 6.2 million cubic feet (ft³) (175,564 cubic meters (m³)) of~~ Land Withdrawal Act (LWA) TRU waste volume. At final facility closure, the surface container storage areas will be closed, and equipment that can be decontaminated and used at other facilities will be cleaned and sent off site. Equipment that cannot be decontaminated plus any derived waste resulting from decontamination will be placed in the last open underground HWDU. In addition, shafts and boreholes which lie within the WIPP Site Boundary and penetrate the Salado Formation (**Salado**) will be plugged and sealed, and surface and subsurface facilities and equipment will be decontaminated and removed. Final facility closure will be completed to demonstrate compliance with the Closure Performance Standards contained in 20.4.1.500 NMAC (incorporating 40 CFR §264.111, 178, and 601).

In the event the Permittees fail to obtain an extension of the hazardous waste permit in accordance with 20.4.1.900 NMAC (incorporating 40 CFR §270.51) or fail to obtain a new permit in accordance with 20.4.1.900 NMAC (incorporating 40 CFR §270.10(h)), the Permittees will seek a modification to this Closure Plan in accordance with 20.4.1.900 NMAC (incorporating 40 CFR §270.42) to accommodate a contingency closure. Under contingency closure, storage units will undergo clean closure in accordance with 20.4.1.500 NMAC (incorporating 40 CFR §264.178); waste handling equipment, shafts, and haulage ways will be inspected for hazardous waste residues (using, among other techniques, radiological surveys to indicate potential hazardous waste releases as described in Permit Attachment G3) and decontaminated as necessary; and underground HWDUs that contain radioactive mixed waste will be closed in accordance with the panel closure design described in this Closure Plan. Final facility closure, however, will be redefined and a time extension for final closure will be requested. A copy of this Closure Plan will be maintained by the Permittees at the WIPP facility and at the U.S. Department of Energy (**DOE**) Carlsbad Field Office. The primary contact person at the WIPP facility is:

Manager, Carlsbad Field Office
U.S. Department of Energy
Waste Isolation Pilot Plant
P. O. Box 3090
Carlsbad, New Mexico 88221-3090
(575) 234-7300

G-1a Closure Performance Standard

The closure performance standard specified in 20.4.1.500 NMAC (incorporating 40 CFR §264.111), states that the closure shall be performed in a manner that minimizes the need for further maintenance; that minimizes, controls, or eliminates the escape of hazardous waste; and that conforms to the closure requirements of §264.178 and §264.601. These standards are discussed in the following paragraphs.

G-1a(1) Container Storage Units

Final or partial closure of the permitted container storage units (the Waste Handling Building Unit and Parking Area Unit) will be accomplished by removing all waste and waste residues. Indication of waste contamination will be based, among other techniques, on the use of radiological surveys as described in Permit Attachment G3. Radiological surveys use very sensitive radiation detection equipment to indicate if there has been a potential release of TRU mixed waste, including hazardous waste components, from a container. This allows the Permittees to indicate potential releases that are not detectable from visible evidence such as stains or discoloration. Visual inspection and operating records will also be used to identify areas where decontamination is necessary. Contaminated surfaces will be decontaminated until radioactivity is below DOE-established radiological protection limits¹. Once surfaces are determined to be free of radioactive waste constituents, they will be sampled for hazardous waste contamination. These surface decontamination activities will ensure the removal of waste residues to levels protective of human health and the environment. The facility is expected to require no decontamination at closure because any waste spilled or released during operations will be contained and removed immediately. Solid waste management units listed in Attachment K, Table K-4 will be subject to closure.

Once the container storage units are decontaminated and certified by the Permittees to be clean, no further maintenance is required. The facilities and equipment in these units will be reused for other purposes as needed.

G-1a(2) Miscellaneous Unit

Post-closure migration of hazardous waste or hazardous waste constituents to ground or surface waters or to the atmosphere, above levels that will harm human health or the environment, will not occur due to facility engineering and the geological isolation of the unit. The engineering aspects of closure are centered on the use of panel closures on each of the underground HWDUs and final facility seals placed in the shafts. The design of the panel closure system is based on the criteria that the closure system for closed underground HWDUs will prevent migration of hazardous waste constituents in the air pathway in concentrations above health-based levels beyond the WIPP land withdrawal boundary during the 35 year operational and facility closure period.

Consistent with the definitions in 20.4.1.101 NMAC (incorporating 40 CFR §260.10), the process of panel closure is considered partial closure because it is a process of rendering a part of the repository inactive and closed according to the approved underground HWDU partial closure plan. Panel closure will be complete when the panel closure system is emplaced and

¹ Title 10 CFR Part 835.

operational, when that underground HWDU and related equipment and structures have been decontaminated (if necessary), and when the NMED has been notified of the closure.

Shaft seals are designed to provide effective barriers to the inward migration of ground water and the outward migration of gas and contaminated brine over two discrete time periods. Several components become effective immediately and are expected to function for 100 years. Other components become effective more slowly, but provide permanent isolation of the waste. The final shaft seal design is specified in Permit Attachment G2.

The facility will be finally closed to minimize the need for continued maintenance. Protection of human health and the environment includes, but is not limited to:

- Prevention of any releases that may have adverse effects on human health or the environment due to the migration of waste constituents in the groundwater or in the subsurface environment [20.4.1.500 NMAC, incorporating 40 CFR §264.601(a)].
- Prevention of any releases that may have adverse effects on human health or environment due to migration of waste constituents in surface water, in wetlands, or on the soil surface [20.4.1.500 NMAC, incorporating 40 CFR §264.601(b)].
- Prevention of any release that may have adverse effects on human health or the environment due to migration of waste constituents in the air [20.4.1.500 NMAC, incorporating 40 CFR §264.601(c)].

As part of final facility closure, surface recontouring and reclamation will establish a stable vegetative cover, and further surface maintenance will not be necessary to protect human health and the environment. Prior to cessation of active controls, monuments will be emplaced to serve as long-term site markers to discourage activities that would penetrate the facility or impair the ability of the salt formation to isolate the waste from the surface environment for at least 10,000 years. The Federal government will maintain administrative responsibility for the repository site in perpetuity and will limit future use of the area.

If, during panel or final facility closure activities, unexpected events require modification of this Closure Plan to demonstrate compliance with closure performance standards, a Closure Plan amendment will be submitted in accordance with 20.4.1.900 NMAC (incorporating 40 CFR §270.42).

G-1a(3) Post-Closure Care

The post-closure care period will begin after completion of the first panel closure and will continue for 30 years after final facility closure. The post-closure care period may be shortened or lengthened at the discretion of the regulatory agency based on evidence that human health and the environment are being protected or that they are at risk. During the post-closure period, the WIPP shall be maintained in a manner that complies with the environmental performance standards in 20.4.1.500 NMAC (incorporating 40 CFR §264.601). Post-closure activities are described in Permit Attachment H.

G-1b Requirements

The Permit specifies a sequential process for the closure of individual HWMUs at the WIPP. Each underground HWDU will undergo panel closure when waste emplacement in that panel is

complete. Following waste emplacement in each underground HWDU, construction-side ventilation will be terminated and waste-disposal-side ventilation will be established in the next underground HWDU to be used, and the underground HWDU containing the waste will be closed. The Permittees will notify the NMED of the closure of each of the underground HWDUs as they are sequentially filled on a HWDU-by-HWDU basis. The HWMUs in the WHB and in the parking area will be closed as part of final facility closure of the WIPP facility.

The Permittees will notify the Secretary of the NMED in writing at least 60 days prior to the date on which closure activities are scheduled to begin.

G-1c Maximum Waste Inventory

The maximum waste inventory (maximum capacity) for the permitted HWDUs is established in Permit Part 4, Table 4.1.1. In accordance with the LWA, The WIPP will receive no more than 6.2 million ft³ (175,564 m³) of LWA TRU mixed-waste volume, which may include up to 250,000 ft³ (7,079 m³) of remote-handled (RH) TRU mixed waste. Excavations are mined as permitted when needed during operations to maintain a reserve of disposal areas. The amount of waste placed in each room is limited by structural and physical considerations of equipment and design. Waste-Transuranic mixed waste volumes include waste received from off-site generator locations as well as derived waste from disposal and decontamination operations. The maximum volume of TRU mixed waste in a disposal panel is established in Permit Part 4, Table 4.1.1. For closure planning purposes, a maximum achievable volume of 685,100 ft³ (19,400 m³) of TRU mixed waste per panel is used. This equates to 662,150 ft³ (18,750 m³) of contact-handled (CH) TRU mixed waste and 22,950 ft³ (650 m³) of RH TRU mixed waste per panel.

The maximum extent of operations during the term of this permit is expected to be Panels 1 through 10 as shown on Figure G-1, the WHB Container Storage Unit, and the Parking Area Container Storage Unit. Note that panels 9 and 10 are not authorized for waste emplacement under this permit. If other waste management units are permitted during the Disposal Phase, this Closure Plan will be revised to include the additional waste management units. At any given time during disposal operations, it is possible that multiple rooms may be receiving TRU mixed waste for disposal at the same time. Underground HWDUs in which disposal has been completed (i.e., in which CH and RH TRU mixed waste emplacement activities have ceased) will undergo panel closure.

G-1d Schedule for Closure

For the purpose of establishing a schedule for closure, an operating and closure period of no more than 35 years (25 years for disposal operations and 10 years for closure) is assumed. This operating period may be extended or shortened depending on a number of factors, including the rate of waste approved for shipment to the WIPP facility and the schedules of TRU mixed waste generator sites, and future decommissioning activities.

G-1d(1) Schedule for Panel Closure

The anticipated schedule for the closure of the underground HWDUs is shown in Figure G-2. Underground HWDUs should be ready for closure according to the schedule in Table G-1. Future dates are estimates for planning and permitting purposes. Actual dates may vary depending on the availability of waste from the generator sites.

In the schedule in Figure G-2, notification of intent to close occurs 30 days before placing the final waste in a panel. Once a panel is full, the Permittees will initially block ventilation through the panel as described in Permit Attachment A2, Section A2-2a(3) "Subsurface Structures," and then will assess the closure area for ground conditions and contamination so that a definitive schedule and closure location can be determined. If as the result of this assessment the Permittees determine that a panel closure cannot be emplaced in accordance with the schedule in this Closure Plan, a modification will be submitted requesting an extension to the time for closure.

G-1d(2) Schedule for Final Facility Closure

The Disposal Phase for the WIPP facility is expected to require a period of 25 years beginning with the first receipt of TRU waste at the WIPP facility and followed by a period ranging from 7 to 10 years for decontamination, decommissioning, and final closure. The Disposal Phase may therefore extend until 2024, and the latest expected year of final closure of the WIPP facility (i.e., date of final closure certification) would be 2034. If, as is currently projected, the WIPP facility is dismantled at closure, all surface and subsurface facilities (except the hot cell portion of the WHB, which will remain as an artifact of the Permanent Marker System [PMS]) will be disassembled and either salvaged or disposed in accordance with applicable standards. In addition, asphalt and crushed caliche that was used for paving will be removed, and the area will be recontoured and revegetated in accordance with a land management plan. A detailed closure schedule will be submitted in writing to the Secretary of the NMED, along with the notification of closure. Throughout the closure period, all necessary steps will be taken to prevent threats to human health and the environment in compliance with all applicable Resource Conservation and Recovery Act (**RCRA**) permit requirements. Figure G-3 presents an estimate of a final facility closure schedule based on 84 months to implement final closure.

The schedule for final facility closure is considered to be a best estimate because closure of the facility is driven by policies and practices established for the decontamination, if necessary, and decommissioning of radioactively contaminated facilities. These required activities include extensive radiological contamination surveys and hazardous constituent surveys using, among other techniques, radiological surveys to indicate potential hazardous waste releases. Both types of surveys will be performed at all areas of the WIPP site where hazardous waste were managed. These surveys, along with historical radiological survey records, will provide the basis for release of structures, equipment, and components for disposal or decontamination for release off site. Specifications will be developed for each structure to be removed. A cost benefit analysis will be needed to evaluate decontamination options if extensive decontamination is necessary. Individual equipment surveys, structure surveys, and debris surveys will be required prior to disposition. Size-reduction techniques may be required to dispose of mixed or radioactive waste at the WIPP site. Current DOE policy requires the preparation of a final decommissioning and decontamination (**D&D**) plan immediately prior to final facility closure. In this way, the specific conditions of the facility at the time D&D is initiated will be addressed. Section G-1e(3) provides a more detailed discussion of final facility closure activities.

Figure G-3 shows the schedule for the final facility closure consisting of decontamination, as needed, of the TRU waste-handling equipment, and of the aboveground equipment and facilities, including closure of surface HWMUs; decontamination of the shaft and haulage ways; disposal of decontamination derived wastes in the last open underground HWDU; and subsequent closure of this underground HWDU. Subsequent activities will include installation of repository shaft seals.

An overall schedule for final facility closure, showing currently scheduled dates for the start and end of final facility closure activities is shown in Table G-2. The dates assume a startup date of March 1999 and continued permitting of the WIPP facility until it is filled. Schedule details for panel closures are shown on Table G-1.

G-1d(3) Extension of Closure Time

As indicated by the closure schedule presented in Figure G-3, the activities necessary to perform facility closure of the WIPP facility may require more than 180 days to complete because of additional stringent requirements for managing radioactive materials. Therefore, the Permit provides an extension of the 180-day final closure requirement in accordance with 20.4.1.500 NMAC (incorporating 40 CFR §264.113). During the extended closure period, the Permittees will continue to demonstrate compliance with applicable permit requirements and will take all steps necessary to prevent threats to human health and the environment as a result of TRU mixed waste management at the WIPP facility including all of the applicable measures in Permit Part 2.10 (*Preparedness and Prevention*).

In addition, according to the schedules in Figure G-3, the final derived wastes that are generated as the result of decontamination activities will not be disposed of for 16 months after the initiation of final facility closure. In accordance with 20.4.1.500 NMAC (incorporating 40 CFR §264.113(a)), the Permit provides an extension of the 90-day limit to dispose of final derived waste resulting from the closure process. This provision is necessitated by the fact that the radioactive nature of the derived waste makes placement in the WIPP repository the best disposition, and the removal of these wastes will, by necessity, take longer than 90 days in accordance with the closure schedules. During this extended period of time, the Permittees will take all steps necessary to prevent threats to human health and the environment, including compliance with all applicable permit requirements. These steps include all of the applicable preparedness and prevention measures in Permit Part 2.10 (*Preparedness and Prevention*).

Finally, in the event the hazardous waste permit is not renewed as assumed in the schedule, the Permittees will submit a modification to the Closure Plan to implement a contingency closure that will allow the Permittees to continue to operate for the disposal of non-mixed TRU waste. This modification will include a request for an extension of the time for final facility closure. This modified Closure Plan will be submitted to the NMED for approval.

G-1d(4) Amendment of the Closure Plan

If it becomes necessary to amend the Closure Plan for the WIPP facility, the Permittees will submit, in accordance with 20.4.1.900 NMAC (incorporating 40 CFR §270.42), a written notification of or request for a permit modification describing any change in operation or facility design that affects the Closure Plan. The written notification or request will include a copy of the amended Closure Plan for approval by the NMED. The Permittees will submit a written notification of or request for a permit modification to authorize a change in the approved plan, if:

- There are changes in operating plans or in the waste management unit facility design that affect the Closure Plan
- There is a change in the expected year of closure

- Unexpected events occur during panel or final facility closure that require modification of the approved Closure Plan
- Changes in State or Federal laws affect the Closure Plan
- Permittees fail to obtain permits for continued operations as discussed above

The Permittees will submit a written request for a permit modification with a copy of the amended Closure Plan at least 60 days prior to the proposed change in facility design or operation or within 60 days of the occurrence of an unexpected event that affects the Closure Plan. If the unexpected event occurs during final closure, the permit modification will be requested within 30 days of the occurrence. If the Secretary of the NMED requests a modification of the Closure Plan, a plan modified in accordance with the request will be submitted within 60 days of notification or within 30 days, if the change in facility condition occurs during final closure.

G-1e Closure Activities

Closure activities include those instituted for panel closure (i.e., closure of filled underground HWDUs), contingency closure (i.e., closure of surface HWMUs and decontamination of other waste handling areas), and final facility closure (i.e., closure of surface HWMUs, D&D of surface facilities and the areas surrounding the WHB, and placement of repository shaft seals). Panel closure systems will be emplaced to separate areas of the facility and to isolate panels. Permit Attachments G1 and G2 provide panel closure system and shaft seal designs, respectively. All closure activities will meet the applicable quality assurance (**QA**)/quality control (**QC**) program standards in place at the WIPP facility. Facility monitoring procedures in place during operations will remain in place through final closure, as applicable.

G-1e(1) Panel Closure

Following completion of waste emplacement in each underground HWDU, the HWDU will be closed. A WIPP Panel Closure (**WPC**) will be emplaced in the panel access drifts, in accordance with the design in Permit Attachment G1 and the schedule in Figure G-2 and Table G-1. Alternatively, panels may be closed simultaneously by placing panel closures in the north-south mains (E-300, E-140, W-30, and W-170), as shown in Figure G-1. If this alternative is used to close Panels 3, 4, 5, and 6, then Panel 9 will not be used for TRU mixed waste disposal. The panel closure system is designed to meet the following requirements that were established by the DOE for the design to comply with 20.4.1.500 NMAC (incorporating 40 CFR §264.601(a)):

- the panel closure system shall contribute to meeting the closure performance standards in Permit Part 6, Section 6.10.1 by mitigating the migration of volatile organic compounds (**VOCs**) from closed panels
- the panel closure system shall consider potential flow of VOCs through the disturbed rock zone (DRZ) in addition to flow through closure components
- the panel closure system shall perform its intended functions under loads generated by creep closure of the tunnels

- the panel closure system shall perform its intended function under the conditions of a postulated thermal runaway involving nitrate salt bearing waste (Golder, 2016)
- the nominal operational life of the closure system is 35 years
- the panel closure system may require minimal maintenance per 20.4.1.500 NMAC (incorporating 40 CFR 264.111)
- the panel closure system shall address the expected ground conditions in the waste disposal area
- the panel closure system shall be built of substantial construction and non-combustible material except for flexible flashing used to accommodate salt movement
- the design and construction shall follow conventional mining practices
- structural analysis shall use data acquired from the WIPP underground
- materials shall be compatible with their emplacement environment and function
- treatment of surfaces in the closure areas shall be considered in the design
- a QA/QC program shall verify material properties and construction
- construction of the panel closure system shall consider shaft and underground access and services for materials handling

The closure performance standard for air emissions from the WIPP facility is one excess cancer death in one million and a hazard index (**HI**) of 1 for a member of the public living outside the WIPP Site Boundary as specified in Part 6, Section 6.10.1. Releases shall be below these limits for the facility to remain in compliance with standards to protect human health and the environment. The panel closure design has been shown, through analysis, to meet these standards, if emplaced in accordance with the specifications in Permit Attachment G1. Compliance will be demonstrated by the Repository VOC Monitoring Program (**RVMP**) in Permit Attachment N. Compliance with the standards established for the RVMP constitutes compliance with the closure standards in Permit Part 6, Table 6.10.1.

The design basis for this closure is such that the migration of hazardous waste constituents from closed panels during the operational and closure period would result in concentrations well below health-based standards. The source term used as the design basis included the average concentrations of VOCs from CH waste containers as measured in headspace gases through November 2010. The VOCs are assumed to have been released by diffusion through the container vents and are removed from the closed room by air leakage that occurs due to ventilation-related pressure differentials.

Figures G-4, G-4a, and G-5 show diagrams of the panel closure design, the substantial barrier, and installation envelopes. Permit Attachment G1 provides the detailed design and the design analysis for the panel closure system. The Permittees shall use bulkheads as specified in

Attachment G1 for the closure of filled panels. A run-of-mine (**ROM**) salt component will be included in the closure for Panel 9 and Panel 10. The substantial barrier in Figure G-4a will be installed in Panels 7 and 8.

G-1e(2) Prerequisite Activities for Panel 6 Final Closure

The NMED-approved WIPP Nitrate Salt Bearing Waste Container Isolation Plan (DOE, 2015) provides for performing prerequisite activities associated with ground control, equipment readiness, work control authorization, and ventilation prior to construction of the final closure in Panel 6. These activities are considered closure activities and will be completed in accordance with the WIPP Nitrate Salt Bearing Waste Container Isolation Plan (DOE, 2015).

G-1e(3) Decontamination and Decommissioning

Decontamination is defined as those activities which are performed to remove contamination from surfaces and equipment that are not intended to be disposed of at the WIPP facility. The policy at the WIPP facility will be to decontaminate as many areas as possible or to fix the contaminants to the surface so they are not easily removable, consistent with radiological protection policy. Decontamination or fixing are part of closure activities and are a necessary activity in the clean closure of the surface container management units. Decontamination or fixing determinations are based upon radiological surveys.

Decommissioning is the process of removing equipment, facilities, or surface areas from further use and closing the facility. Decommissioning is part of final facility closure only and will involve the removal of equipment, buildings, closure of the shafts, and establishing active and passive institutional controls for the facility. Passive institutional controls are not included in the Permit.

The objective of D&D activities at the WIPP facility is to return the surface to as close to the preconstruction condition as reasonably possible, while protecting the health and safety of the public and the environment. Major activities required to accomplish this objective include, but are not limited to the following:

1. Review of operational records for historical information on releases
2. Visual examination of surface structures for evidence of spills or releases
3. Performance of site contamination surveys
4. Decontamination, if necessary, of usable equipment, materials, and structures including surface facilities and areas surrounding the WHB.
5. Disposal of equipment/materials that cannot be decontaminated but that meet the treatment, storage, and disposal facility waste acceptance criteria (**TSDF-WAC**) in an underground HWDU
6. Emplacement of panel closure system in the last HWDU

7. Emplacement of shaft seals²
8. Regrading the surface to approximately original contours
9. Initiation of active controls

This Closure Plan will be amended prior to the initiation of final closure activities to specify the methods to be used.

Health and Safety

Before final closure activities begin, radiation protection personnel will conduct a hazards survey of the unit(s) being closed. A release of radionuclides could also indicate a release of hazardous constituents. If radionuclides are not detected, sampling for hazardous constituents will still be performed if there is documentation or visible evidence that a spill or release has occurred. The purpose of the hazards survey will be to identify potential contamination concerns that may present hazards to workers during the closure activities and to specify any control measures necessary to reduce worker risk. This survey will provide the information necessary for the health physics personnel to identify worker qualifications, personal protective equipment (**PPE**), safety awareness, work permits, exposure control programs, and emergency coordination that will be required to perform closure related activities.

G-1e(3)(a) Determine the Extent of Contamination

The first activities performed as part of decontamination include those needed to determine the extent of any contamination that needs to be removed or fixed prior to decommissioning a facility. This includes activities 1 to 3 above and, as can be seen by the schedules in Figures G-2 and G-3 (Items B and C), these surveys are anticipated to take 10 months to perform, including obtaining the results of any sample analyses. The process of identifying areas that require decontamination or fixing include three sources of information. First, operating records will be reviewed to determine where contamination has previously been found as the result of historical releases and spills. Even though releases and spills in the above ground storage units will have been cleaned up at the time of occurrence, newer equipment and technology may allow further cleaning. Second, surfaces of facilities and structures will be examined visually for evidence of spills or releases. Finally, extensive detailed contamination surveys will be performed to document the level of cleanliness for surface structures and equipment that are subject to decontamination. If equipment or areas are identified as contaminated, the Permittees will notify NMED as specified in Permit Part 1, and a plan and procedure(s) will be developed and implemented to address decontamination-related questions, including:

- Should the component be decontaminated or disposed of as waste?
- What is the most cost-effective method of decontaminating the component?
- Will the decontamination procedures adequately contain the contamination?

Radiological and hazardous constituent surveys will be used in determining the presence of hazardous waste and hazardous waste residues in areas where spills or releases have

² For the purposes of planning, the conclusion of shaft sealing is used by the DOE as the end of closure activities and the beginning of the Post-Closure Care Period.

occurred. Radiological surveys are described in Permit Attachment G3. For contamination that is cleaned up, once cleanup of the radioactivity has been completed, the surface will be sampled for hazardous constituents specified in Permit Attachment B to determine that they, too, have been cleaned up. Sampling and analysis protocols will be consistent with EPA's document SW-846 (EPA, 1996).

G-1e(3)(b) Decontamination Activities

Once the extent of contamination is known, decontamination or fixing activities will be planned and performed. Radiological control and the control of hazardous waste residues are the primary criteria used in the design of decontamination activities. Radiological control procedures require that careful planning and execution be used in decontamination activities to prevent the exposure of workers beyond applicable standards and to prevent the further spread of contamination. Careful control of entry, cleanup, and ventilation are vital components of radiological decontamination. The level of care mandated by DOE orders and occupational protection requirements results in closure activities that will exceed the 180 days allowed in 20.4.1.500 NMAC (incorporating 40 CFR §264.113(b)). Decontamination activities are included as item 4 above and are shown on the schedules for contingency closure and final facility closure (Figures G-2 and G-3) as activities D, E, and F. These activities are anticipated to have a duration of 20 months for both contingency closure and for final facility closure. The result of these activities is the clean closure of the surface container management units. Under contingency closure, the other areas that have been decontaminated will not be closed. Instead they will remain in use for continued waste management activities involving non-mixed waste. Under final facility closure, other areas that are decontaminated are eligible for closure.

The operating philosophy of the WIPP Project, which is described as "Start Clean – Stay Clean", will provide for minimum need for decontamination. However, the need for decontamination techniques may arise.

Decontamination activities will be coordinated with closure activities so that areas that have been decontaminated will not be recontaminated. All waste resulting from decontamination activities will be surveyed and analyzed for the presence of radioactive contamination and a determination of hazardous constituents specified in Permit Attachment B. The waste will be characterized as hazardous, mixed, or radioactive and will be packaged and handled appropriately. Mixed and radioactive waste, classified as TRU mixed waste, will be managed in accordance with the applicable Permit requirements. Derived mixed waste collected during decontamination activities that are generated before repository shafts have been sealed will be emplaced in the facility, if appropriate, or will be managed together with decontamination derived waste collected after the underground is closed. This waste will be classified and shipped off site to an appropriate, permitted facility for treatment, if necessary, and for disposal.

Removal of Hazardous Waste Residues

Because of the type of waste management activities that will occur at the WIPP facility, waste residues that may be encountered during the operation of the facility and at closure may include derived waste. Derived wastes result from the management of the waste containers or may be collected as part of the closure activities (such as those during which wipes were used to sample the containers and equipment for potential radioactive contamination or those involving solidified decontamination solutions, the handling of equipment designated for disposal, and the handling of residues collected as a result of spill cleanup). Derived wastes collected during the

operation and closure of the WIPP facility will be identified and managed as TRU mixed wastes. These wastes will be disposed in the active underground HWDU. Decontamination and decommissioning derived wastes and equipment designated for disposal will be placed in the last underground HWDU panel before closure of that unit.

Surface Container Storage Units

The procedures employed for waste receipt at the WIPP facility minimize the likelihood for any waste spillage to occur on the surface outside the WHB. TRU mixed waste is shipped to the WIPP facility in approved shipping containers (i.e., Contact-Handled or Remote-Handled Packages) that are not opened until they are inside the WHB. Therefore, it is unlikely that soil in the Parking Area Unit or elsewhere in the vicinity of the WHB will become contaminated with TRU mixed waste constituents as a result of TRU mixed waste management activities. An evaluation of the soils in the vicinity of the WHB will only be necessary if an event resulting in a release of hazardous waste has occurred outside the WHB.

The “Start Clean—Stay Clean” operating philosophy of the WIPP Project will minimize the need for decontamination of the WHB during decommissioning and closure. Procedures for opening shipping containers in the WHB limit the opportunity for waste spillage.

Should the need for decontamination of the WHB arise, the following methods may be employed, as appropriate, for the hazardous constituent/contaminant type and extent:

- Chemical cleaning (e.g., water, mild detergent cleanser, and polyvinyl alcohol)
- Nonchemical cleaning (e.g., sandblasting, grinding, high-pressure water spray, scabblers, pistons and needle scalers, ice-blast technology, dry-ice blasting)
- Removal of contaminated components such as pipe and ductwork

Waste generated as a result of WHB decontamination activities will be managed as derived waste in accordance with applicable Permit requirements and will be emplaced in the last open underground HWDU for disposal.

Waste Handling Equipment

The waste shaft conveyance and associated waste handling equipment will be decontaminated to background or be disposed as derived waste as part of both contingency and final facility closure. Procedures for detection and sampling will be as described above. Equipment cleanup will be as above using chemical or nonchemical techniques.

Personnel Decontamination

Personal protective equipment (**PPE**) worn by personnel performing closure activities in areas determined to be contaminated will be disposed of appropriately. Disposable PPE used in such areas will be placed into containers and managed as TRU mixed waste. Non-disposable PPE will be decontaminated, if possible. Non-disposable PPE that cannot be decontaminated will be managed as TRU mixed waste.

In accordance with DOE policy, TRU mixed waste PPE will be considered to be contaminated with all of the hazardous waste constituents contained in the containers that have been managed within the unit being closed. Wastes collected as a result of closure activities and that may be contaminated with radioactive and hazardous constituents will be considered TRU mixed wastes. These wastes will be managed as derived wastes, as described in Permit Attachment A2. Such waste, collected as the result of closure of the WIPP facility, will be disposed of in the final open underground HWDU.

Cleanup Criteria

Radiological decontamination will be less than or equal whatever levels that may be established by DOE³ at the time of cleanup

Hazardous waste decontamination will be conducted in accordance with standards in 20.4.1.500 NMAC (incorporating 40 CFR §264) or as incorporated into the Permit.

Final Contamination Sampling and Quality Assurance

Verification samples will be analyzed by an approved laboratory that has been qualified by the DOE according to a written program with strict criteria. The QA requirements of EPA/SW-846, "Test Methods for Evaluating Solid Waste" (EPA, 1996), will be met for hazardous constituent sampling and analyses.

Quality Assurance/Quality Control

Because decisions about closure activities may be based, in part, on analyses of samples of potentially contaminated surfaces and media, a program to ensure reliability of analytical data is essential. Data reliability will be ensured by following a QA/QC program that mandates adequate precision and accuracy of laboratory analyses. Field documentation will be used to document the conditions under which each sample is collected. The documented QA/QC program in place at the WIPP facility will meet applicable RCRA QA requirements.

Field blanks and duplicate samples will be collected in the field to determine potential errors introduced in the data from sample collection and handling activities. To determine the potential for cross-contamination, rinsate blanks (consisting of rinsate from decontaminated sampling equipment) will be collected and analyzed. At least one rinsate blank will be collected for every 20 field samples. Duplicate samples will be collected at a frequency of one duplicate sample for every ten field samples. In no case will less than one rinsate blank or duplicate sample be collected for a field-sampling effort. These blank and duplicate samples will be identified and treated as separate samples. Acceptance criteria for QA/QC hazardous constituent sample analyses will adhere to the most recent version of EPA SW-846 or other applicable EPA guidance.

³ Title 10 CFR Part 835

G-1e(3)(c) Dismantling

G-1e(3)(c)(1) Dismantling During Final Closure

Final facility closure will include dismantling of structures on the surface and in the underground. These are items 6 and 7 above and are represented as Activity G in the final facility closure schedule in Figure G-3. During dismantling, priority will be given to contaminated structures and equipment that cannot be decontaminated to assure these are properly disposed of in the remaining open underground HWDU in a timely manner. All such facilities and equipment are expected to be removed and disposed of 16 months after the initiation of closure. Dismantling of the balance of the facility, including those structures and equipment that are not included in the application and are not used for TRU mixed waste management, is anticipated to take an additional 66 months. It should be noted that the placement of D&D waste into the final underground HWDU may, by necessity, involve the placement of uncontainerized bulk materials such as concrete components, building framing, structural members, disassembled or partially disassembled equipment, or containerized materials in non-standard waste boxes. Such placement will only occur if it can be shown that it is protective of human health and the environment and all items are described in an amendment to the Closure Plan. Identification of bulk items is not possible at this time since their size and quantity will depend on the extent of non-removable contamination.

G-1e(3)(c)(2) Dismantling of Permit-Related Surface Equipment, Structures, and Contaminated Soils During Partial Closure

Partial closure includes dismantling of Permit-related structures and/or equipment and removal of contaminated soils on the surface prior to final closure. During dismantling, priority will be given to structures and equipment contaminated with hazardous waste or hazardous waste constituents that cannot be decontaminated due to the presence of radioactivity to ensure these are properly disposed of at the WIPP facility or at another designated disposal facility in a timely manner. It should be noted that the placement of D&D waste into a WIPP HWDU may, by necessity, involve the placement of uncontainerized bulk materials such as concrete components, building framing, structural members, disassembled or partially disassembled equipment, or containerized materials in non-standard waste boxes. Such placement will only occur if it can be shown that it is protective of human health and the environment and items are described in the operating record. Identification of bulk items is not possible at this time since their size and quantity will depend on the extent of non-removable contamination.

G-1e(3)(d) Closure of Open Underground HWDU

The closure of the final underground HWDU is shown by Activity H in Figure G-3. This closure will be consistent with the description in Section G-1e(1) and the design in Permit Attachment G1. Detailed closure schedules for underground HWDUs are given in Figure G-2 and Table G-1.

G-1e(3)(e) Final Facility Closure

Final facility closure includes several activities designed to assure both the short-term isolation of the waste and the long-term integrity of the disposal system. These include the placement of plugs in boreholes that penetrate the salt and the placement of the repository sealing system. In addition, the surface will be returned to as near its original condition as practicable, and will be

readied for the construction of markers and monuments that will provide permanent marking of the repository location and contents.

Figure G-6 identifies where three existing boreholes overlies the proximate area of the repository footprint. Of these identified boreholes in Figure G-6, all but ERDA-9 are terminated hundreds of feet above the repository horizon. Only ERDA-9, which is accounted for in long-term performance modeling, is drilled through the repository horizon, near the WIPP excavations.

To mitigate the potential for migration beyond the repository horizon, the DOE has specified that borehole seals be designed to limit the volume of water that could be introduced to the repository from the overlying water-bearing zones and to limit the volume of contaminated brine released from the repository to the surface or water-bearing zones.

Borehole plugging activities have been underway since the 1970s, from the early days of the development of the WIPP facility. Early in the exploratory phase of the project, a number of boreholes were sunk in Lea and Eddy counties. After the WIPP site was situated in its current location, an evaluation of all vertical penetrations was made by Christensen and Peterson (1981).

As an initial criterion, any borehole that connects a fluid-producing zone with the repository horizon becomes a plugging candidate.

Grout plugging procedures are routinely performed in standard oil-field operations; however, quantitative measurements of plug performance are rarely obtained. The Bell Canyon Test reported by Christensen and Peterson (1981) was a field test demonstration of the use of cementitious plugging materials and modification of existing industrial emplacement techniques to suit repository plugging requirements. Cement emplacement technology was found to be "generally adequate to satisfy repository plugging requirements." Christensen and Peterson (1981) also report "that grouts can be effective in sealing boreholes, if proper care is exercised in matching physical properties of the local rock with grout mixtures. Further, the reduction in fluid flow provided by even limited length plugs is far in excess of that required by bounding safety assessments for the WIPP." The governing regulations for plugging and/or abandonment of boreholes are summarized in Table G-3.

The proposed repository sealing system design will prevent water from entering the repository and will prevent gases or brines from migrating out of the repository. The proposed design includes the following subsystems and associated principal functions:

- Near-surface: to prevent subsidence at and around the shafts
- Rustler Formation: to prevent subsidence at and around the shafts and to ensure compliance with federal and New Mexico groundwater protection requirements
- Salado: to prevent transporting hazardous waste constituents beyond the point of compliance specified in Permit Part 5

The repository sealing system will consist of natural and engineered barriers within the WIPP repository that will withstand forces expected to be present because of rock creep, hydraulic pressure, and probable collapses in the repository and will meet the closure requirements of 20.4.1.500 NMAC (incorporating 40 CFR §264.601 and §264.111). Permit Attachment G2 presents the final repository sealing system design.

Once shaft sealing is completed, the Permittees will consider closure complete and will provide the NMED with a certification of such within 60 days.

G-1e(3)(f) Final Contouring and Revegetation

In the preparation of its Final Environmental Impact Statement (DOE, 1980), the DOE committed to restore the site to as near to its original condition as is practicable. This involves removal of access roads, unneeded utilities, fences, and any other structures built by the DOE to support WIPP operations. Provisions would be left for active post-closure controls of the site and for the installation of long-term markers and monuments for the purpose of permanently marking the location of the repository and waste. Permit Attachment H-1a(1) discusses the active and long-term controls proposed for the WIPP. Installation of borehole seals are anticipated to take 12 months, shaft seals 52 months, and final surface contouring 8 months.

G-1e(3)(g) Closure, Monuments, and Records

A record of the WIPP Project shall be listed in the public domain in accordance with the requirements of 20.4.1.500 NMAC (incorporating 40 CFR §264.116). Active access controls will be employed for at least the first 100 years after final facility closure. In addition, a passive control system consisting of monuments or markers will be erected at the site to inform future generations of the location of the WIPP repository (see "Permanent Marker Conceptual Design Report" [DOE, 1995]).

This Permit requires only a 30-year post-closure period. This is the maximum post-closure time frame allowed in an initial Permit for any facility, as specified in 20.4.1.500 NMAC (incorporating 40 CFR §264.117(a)). The Secretary of the NMED may shorten or extend the post-closure care period at any time in the future prior to completion of the original post-closure period (30 years after the completion of construction of the shaft seals). The Permanent Marker Conceptual Design Report and other provisions during the first 100 years after closure are addressed under another federal regulatory program.

Closure of the WIPP facility will contribute to the following:

- Prevention of the intrusion of fluids into the repository by sealing the shafts
- Prevention of human intrusion after closure
- Minimization of future physical and environmental surveillance

Detailed records shall be filed with local, state, and federal government agencies to ensure that the location of the WIPP facility is easily determined and that appropriate notifications and restrictions are given to anyone who applies to drill in the area. This information, together with land survey data, will be on record with the U.S. Geological Survey and other agencies. The federal government will maintain permanent administrative authority over those aspects of land management assigned by law. Details of post-closure activities are in Permit Attachment H.

G-1e(4) Performance of the Closed Facility

20.4.1.500 NMAC (incorporating 40 CFR §264.601) requires that a miscellaneous unit be closed in a manner that protects human health and the environment. The RCRA Part B permit application addressed the expected performance of the closed facility during the 30-year post closure period. Groundwater monitoring will provide information on the performance of the

closed facility during the post-closure care period, as specified in Section H-1a(2) (Monitoring) of Permit Attachment H.

The principal barriers to the movement of hazardous constituents from the facility or the movement of waters into the facility are the halite of the Salado (natural barrier) and the repository seals (engineered barrier). Data and calculations that support this discussion were presented in the permit application. The majority of the calculations performed for the repository are focused on long-term performance and making predictions of performance over 10,000 years. In the short term, the repository is reaching a steady state configuration where the hypothetical brine inflow rate is affected by the increasing pressure in the repository due to gas generation and creep closure. These three phenomena are related in the numerical modeling performed to support the permit application. The modeling parameters, assumptions and methodology were described in detail in the permit application.

G-2 Notices Required for Disposal Facilities

G-2a Certification of Closure

Within 60 days after completion of closure activities for a HWMU (i.e., for each storage unit and each disposal unit), the Permittees will submit to the Secretary of the NMED a certification that the unit (and, after completion of final closure, the facility) has been closed in accordance with the specifications of this Closure Plan. The certification will be signed by the Permittees and by an independent New Mexico registered professional engineer. Documentation supporting the independent registered engineer's certification will be furnished to the Secretary of the NMED with the certification.

G-2b Survey Plat

Within 60 days of completion of closure activities for each underground HWDU, and no later than the submission of the certification of closure of each underground HWDU, the Permittees will submit to the Secretary of the NMED a survey plat indicating the location and dimensions of hazardous waste disposal units with respect to permanently surveyed benchmarks. The plat will be prepared and certified by a professional land surveyor and will contain a prominently displayed note that states the Permittees' obligation to restrict disturbance of the hazardous waste disposal unit. In addition, the land records in the Eddy County Courthouse, Carlsbad, New Mexico, will be updated through filing of the final survey plats.

References

Christensen, C. L., and Peterson, E. W. 1981. "Field-Test Programs of Borehole Plugs in Southeastern New Mexico." In *The Technology of High-Level Nuclear Waste Disposal Advances in the Science and Engineering of the Management of High-Level Nuclear Wastes*, P. L. Hofman and J. J. Breslin, eds., SAND79-1634C, DOE/TIC-4621, Vol. 1, pp. 354–369. Technical Information Center of the U.S. Department of Energy, Oak Ridge, TN.

DOE, see U.S. Department of Energy

EPA, see U.S. Environmental Protection Agency

Golder Associates Inc. (Golder). 2016. Design Report – WIPP Panel Closure report number 0632213 R1 Rev 1, Lakewood, Colorado, October 2016.

U.S. Department of Energy, 1980, "Final Environmental Impact Statement, Waste Isolation Pilot Plant," DOE/EIS 0026, U.S. Department of Energy, Washington, D.C.

U.S. Department of Energy, 1995, "Permanent Marker Conceptual Design Report," from Appendix PMR of the *Draft Compliance Certification Application*, Draft-DOE/CAO-2056, U.S. Department of Energy, Carlsbad, NM.

U.S. Department of Energy, 2015, "WIPP Nitrate Salt Bearing Waste Container Isolation Plan, Revision 2, Waste Isolation Pilot Plant Hazardous Waste Facility Permit Number: NM4890139088-TSDF," May 29, 2015, U.S. Department of Energy, Carlsbad, NM.

U.S. Environmental Protection Agency, 1996, "Test Methods for Evaluating Solid Waste," SW-846, U.S. Environmental Protection Agency, Washington, D.C.

TABLES

(This page intentionally blank)

Table G-1
Anticipated Earliest Closure Dates for the Underground HWDUs

HWDU	OPERATIONS START	OPERATIONS END	CLOSURE START^a	CLOSURE END^b
PANEL 1	3/99*	3/03*	3/03*	7/03* SEE NOTE 1
PANEL 2	3/03*	10/05*	10/05*	3/06* SEE NOTE 1
PANEL 3	4/05*	2/07*	2/07*	2/07* SEE NOTE 1
PANEL 4	1/07*	5/09*	5/09*	8/09* SEE NOTE 1
PANEL 5	3/09*	7/11*	7/11*	11/11* SEE NOTE 1
PANEL 6	3/11*	1/14*	1/14*	6/20 SEE NOTE 1
PANEL 7	9/13*	7/21	8/21	1/22
PANEL 8	7/21	8/24	9/24	2/25
PANEL 9	6/20	1/28	2/28	SEE NOTE 2
PANEL 10	1/28	9/30	10/30	SEE NOTE 2

* Actual month and year

^a The point of closure start is defined as 60 days following notification to the NMED of closure.

^b The point of closure end is defined as 180 days following placement of final waste in the panel.

NOTE 1: Installation of the 12-foot explosion-isolation wall for Panels 1, 2, and 5 has been completed. Final closure of Panels 1 through 6 will be completed as specified in this Permit no later than June 30, 2020.

NOTE 2: The time to close these areas may be extended depending on the nature and extent of the disturbed rock zone. The excavations that constitute these panels will have been opened for as many as 40 years so that the preparation for closure may take longer than the time allotted in Figure G-2. If this extension is needed, it will be requested as an amendment to the Closure Plan.

Table G-2
Anticipated Overall Schedule for Closure Activities

ACTIVITY	FINAL FACILITY CLOSURE	
	START	STOP
Notify NMED of Intent to Close WIPP (or to Implement Contingency Closure)	October 2030	N/A
Perform Contamination Surveys in both Surface Storage Areas	October 2030	April 2031
Sample Analysis	December 2030	July 2031
Decontamination as Necessary of both Surface Storage Areas	June 2031	January 2032
Final Contamination Surveys of both Surface Storage Areas	February 2032	September 2032
Sample Analysis	June 2032	January 2033
Prepare and Submit Container Management Unit Closure Certification	February 2033	May 2033
Dispose of Closure-Derived Waste	November 2030	January 2032
Closure of Open Underground HWDU panel	February 2032 [*]	September 2032
Install Borehole Seals	October 2032	September 2033
Install Repository Seals	June 2033	September 2037
Recontour and Revegetate	October 2037	May 2038
Prepare and Submit Final (Contingency) Closure Certification	October 2037	May 2038
Post-closure Monitoring	July 2038	N/A

N/A--Not Applicable

Refer to Figures G-3 and G-4 for precise activity titles.

^{*}This assumes the final waste is placed in this unit in January 2032 and notification of closure for this HWDU is submitted to the NMED in December 2031.

Table G-3
Governing Regulations for Borehole Abandonment

Federal or State Land	Type of Well or Borehole	Governing Regulation	Summary of Requirements
Both	Groundwater Surveillance	State and Federal regulation in effect at time of abandonment	Monitor wells no longer in use shall be plugged in such a manner as to preclude migration of surface runoff or groundwater along the length of the well. Where possible, this shall be accomplished by removing the well casing and pumping expanding cement from the bottom to the top of the well. If the casing cannot be removed, the casing shall be ripped or perforated along its entire length if possible, and grouted. Filling with bentonite pellets from the bottom to the top is an acceptable alternative to pressure grouting.
Federal	Oil and Gas Wells	43 CFR Part 3160, §§ 3162.3-4	The operator shall promptly plug and abandon, in accordance with a plan first approved in writing or prescribed by the authorized officer.
Federal	Potash	43 CFR Part 3590, § 3593.1	(b) Surface boreholes for development or holes for prospecting shall be abandoned to the satisfaction of the authorizing officer by cementing and/or casing or by other methods approved in advance by the authorized officer. The holes shall also be abandoned in a manner to protect the surface and not endanger any present or future underground operation, any deposit of oil, gas, or other mineral substances, or any aquifer.
State	Oil and Gas Well Outside the Oil-Potash Area	State of New Mexico, Oil Conservation Division, Rule 202 (eff. 3-1-91)	B. Plugging (1) Prior to abandonment, the well shall be plugged in a manner to permanently confine all oil, gas, and water in the separate strata where they were originally found. This can be accomplished by using mud-laden fluid, cement, and plugs singly or in combination as approved by the Division on the notice of intention to plug. (2) The exact location of plugged and abandoned wells shall be marked by the operator with a steel marker not less than four inches (4") in diameter, set in cement, and extending at least four feet (4') above mean ground level. The metal of the marker shall be permanently engraved, welded, or stamped with the operator name, lease name, and well number and location, including unit letter, section, township, and range.
State	Oil and Gas Wells Inside the Oil-Potash Area	State of New Mexico, Oil Conservation Division, Order No. R-111-P (eff. 4-21-88)	F. Plugging and Abandonment of Wells (1) All existing and future wells that are drilled within the potash area, shall be plugged in accordance with the general rules established by the Division. A solid cement plug shall be provided through the salt section and any water-bearing horizon to prevent liquids or gases from entering the hole above or below the salt selection. It shall have suitable proportions—but no greater than three (3) percent of calcium chloride by weight—of cement considered to be the desired mixture when possible.

(This page intentionally blank)

FIGURES

(This page intentionally blank)

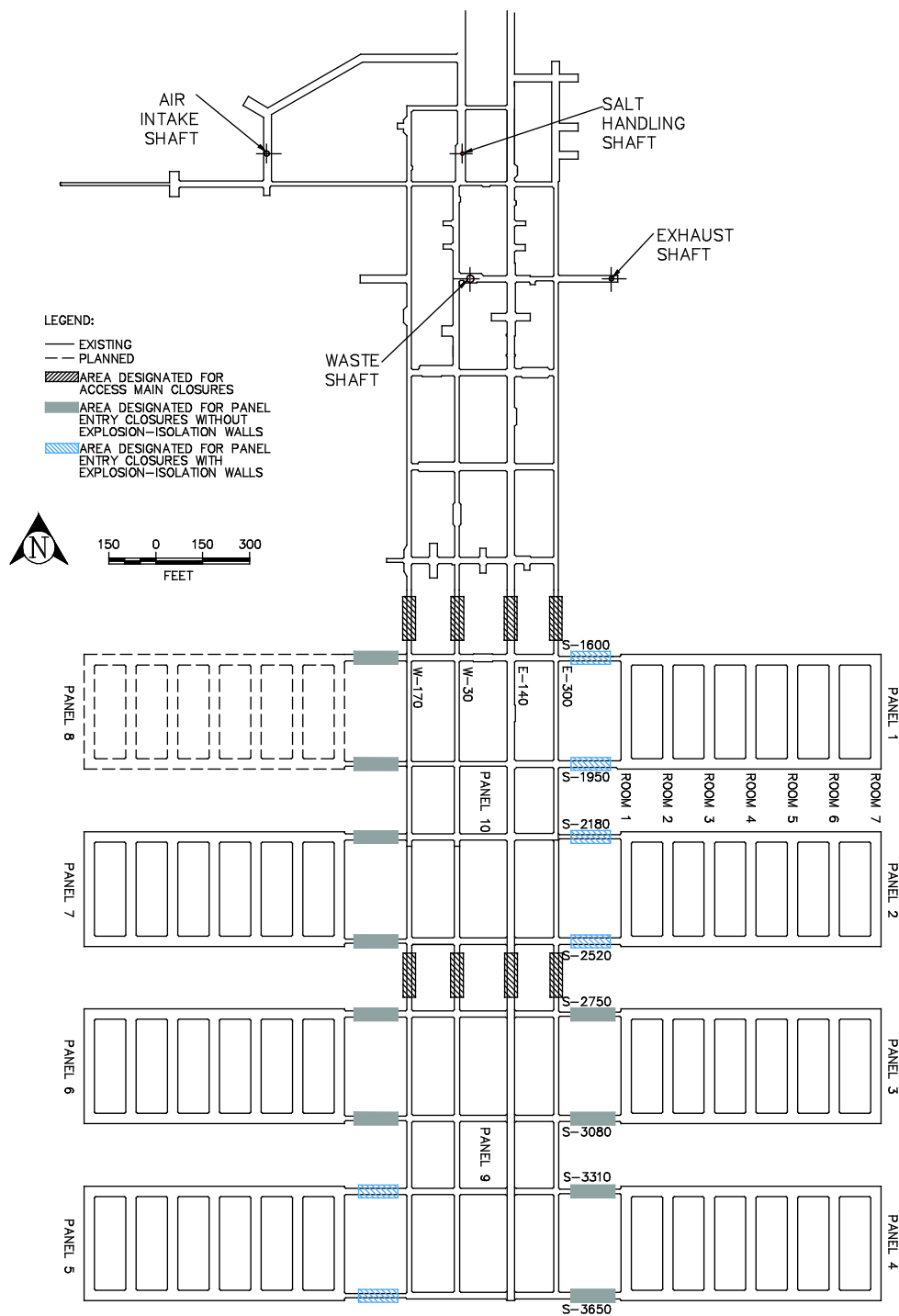


Figure G-1
Location of Underground HWDUs and Anticipated WPC Locations

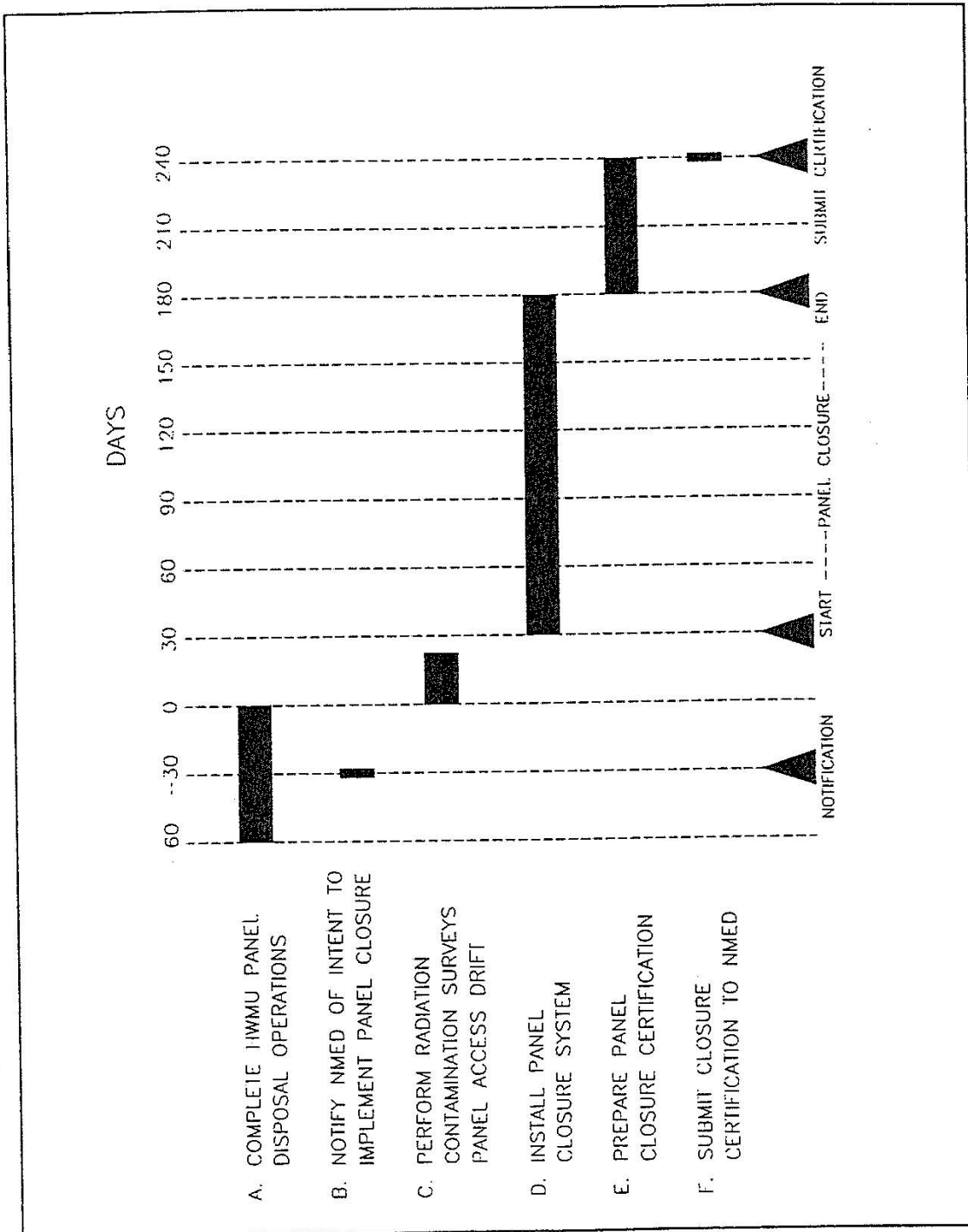


Figure G-2
WIPP Panel Closure Schedule

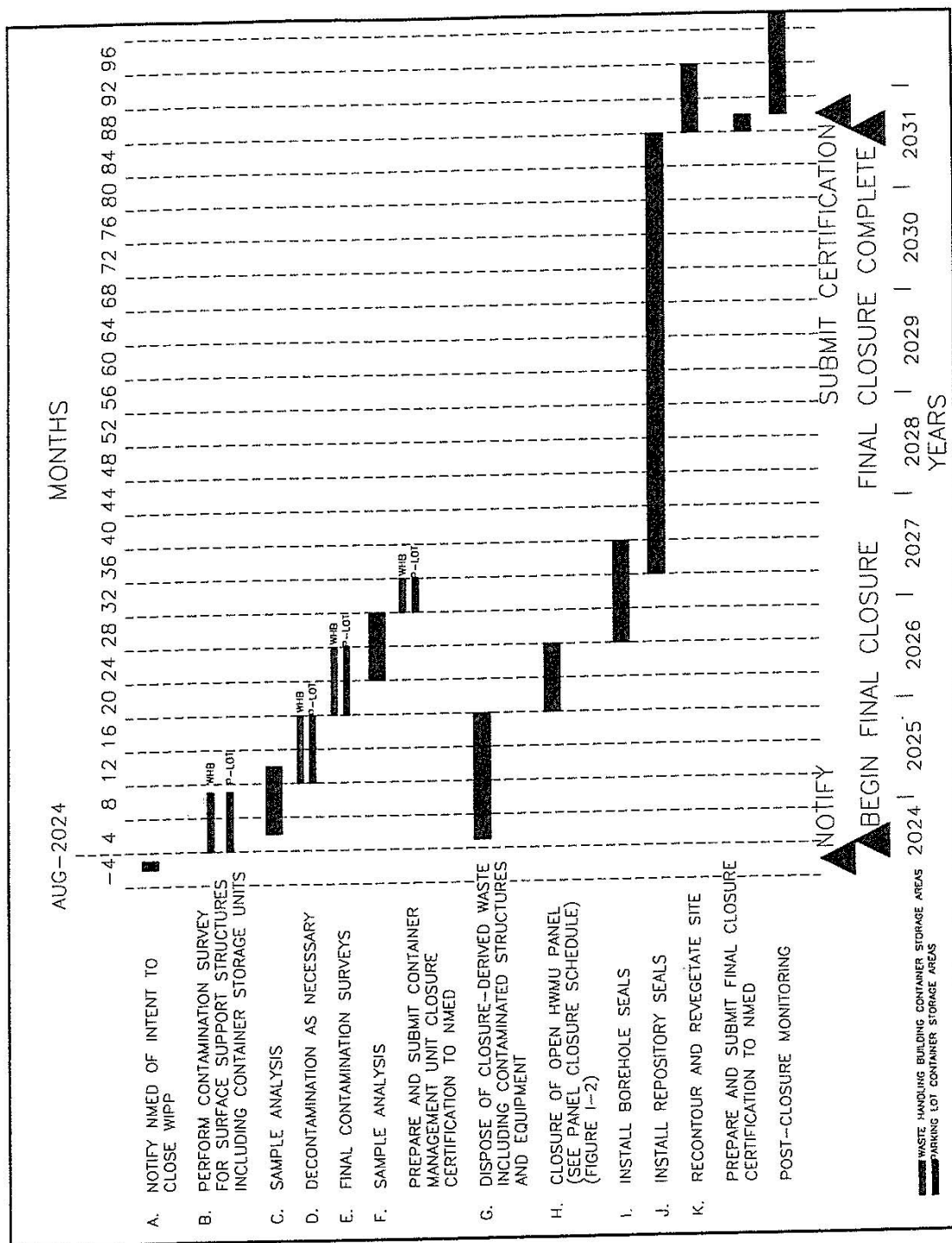


Figure G-3
WIPP Facility Final Closure 84-Month Schedule

PERMIT ATTACHMENT G
Page G-31 of 34

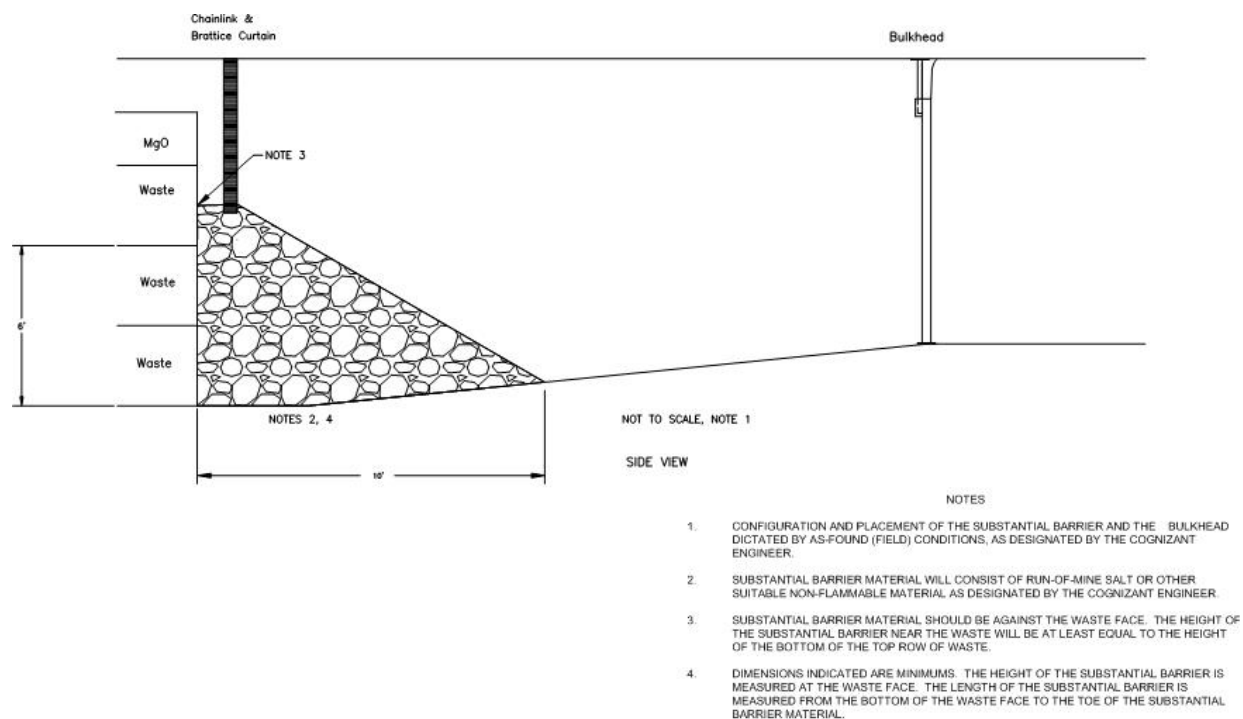


Figure G-4a
Typical Substantial Barrier and Bulkhead

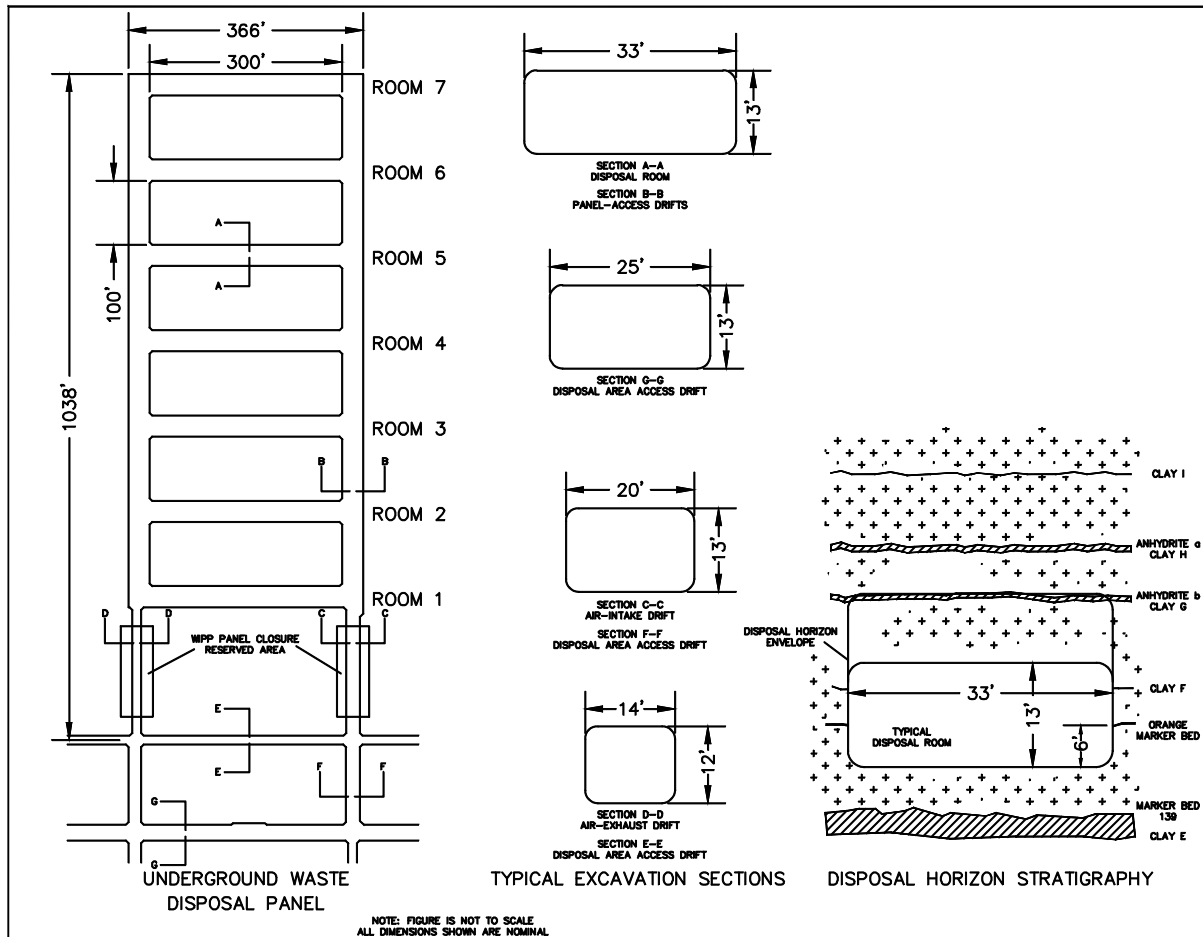


Figure G-5
Typical Disposal Panel

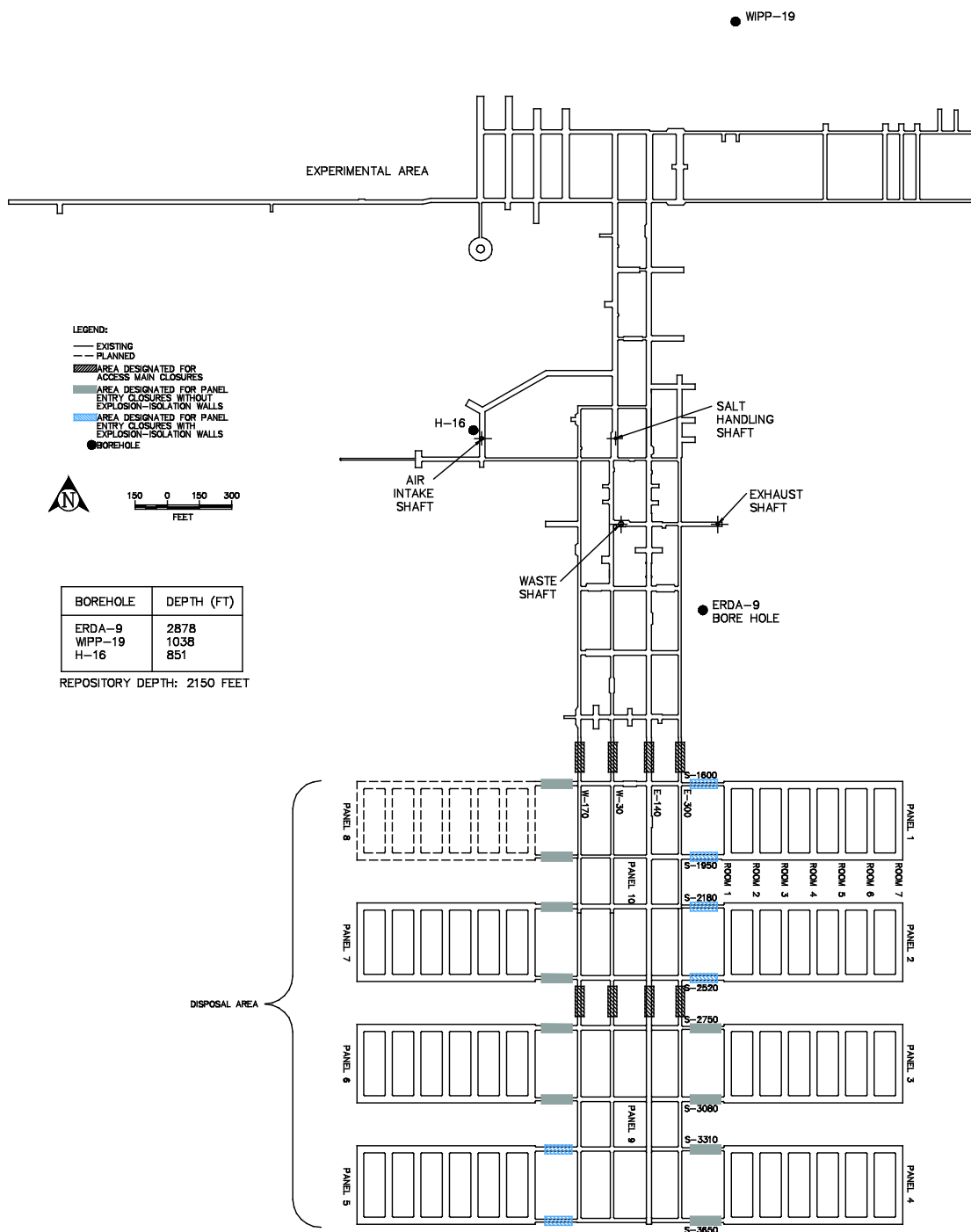


Figure G-6
Approximate Locations of Boreholes in Relation to the WIPP Underground