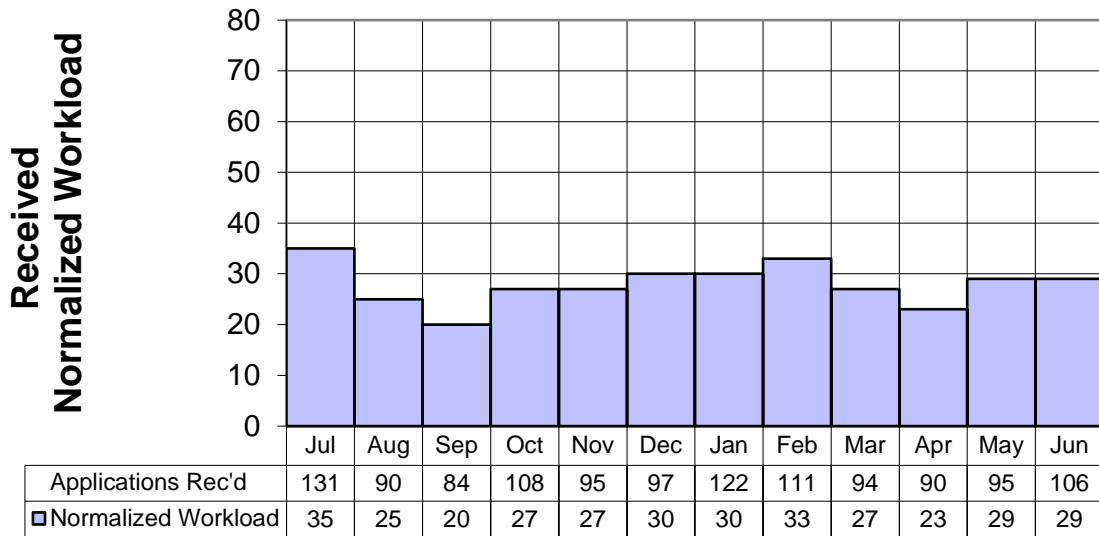
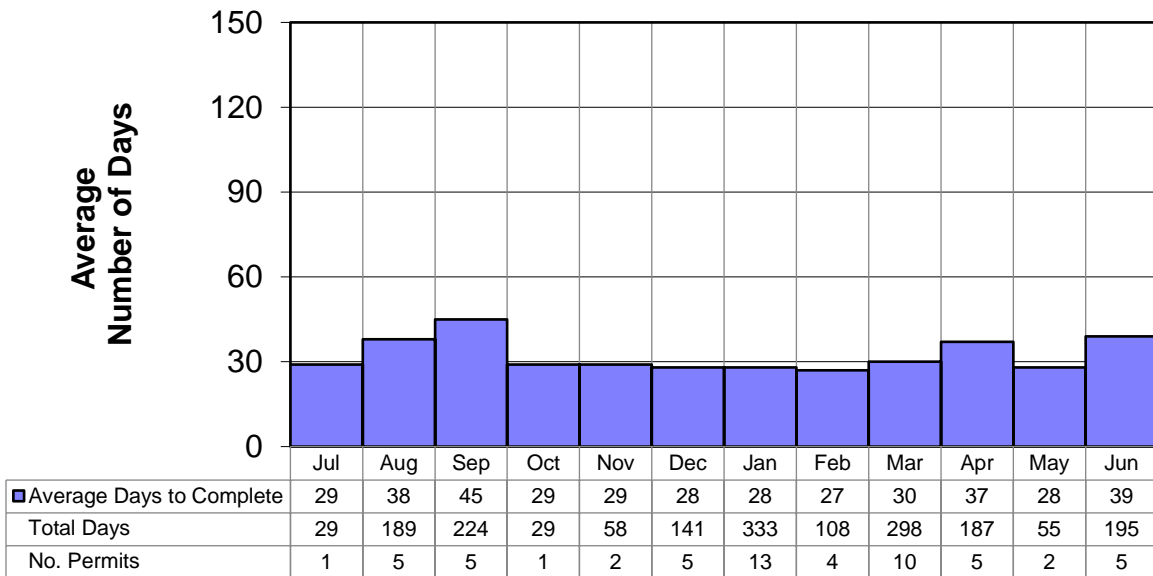


FY 2017 Air Quality NSR Normalized Workload

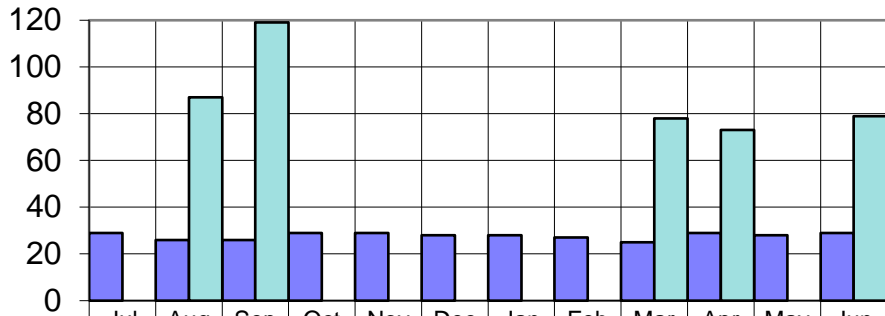


FY 2017 Air Quality NSR Average Number of Days to Rule Complete



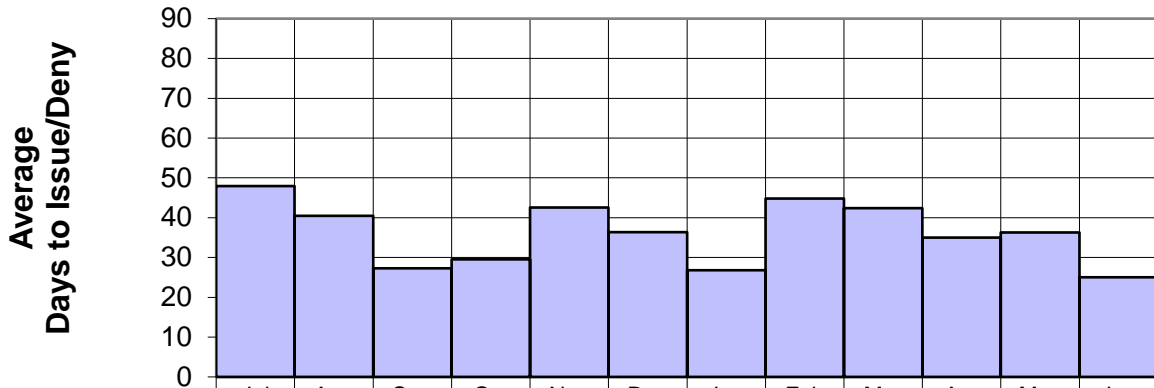
**FY 2017 Air Quality
Average Number of Days to Rule Complete by Category
(Complete First-Time Vs. Previously Ruled Incomplete)**

**Average
Days To Rule Complete**



	Jul	Aug	Sep	Oct	Nov	Dec	Jan	Feb	Mar	Apr	May	Jun
■ Avg. Days-Complete First Time	29	26	26	29	29	28	28	27	25	29	28	29
■ Avg. Days-Previously Ruled Incomplete	0	87	119	0	0	0	0	0	78	73	0	79
First Time-Total Days	29	102	105	29	58	141	333	108	221	115	55	116
Number Permits	1	4	4	1	2	5	13	4	9	4	2	4
Prev Incmpt-Total Days	0	87	119	0	0	0	0	0	78	73	0	79
Number Permits	0	1	1	0	0	0	0	0	1	1	0	1

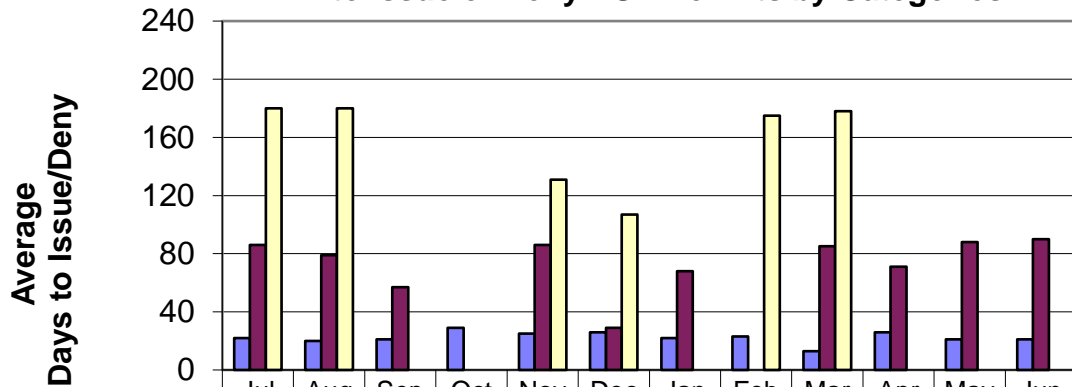
**FY 2017 Air Quality
Average Number of Days
to Issue or Deny NSR Permits ***



	Jul	Aug	Sep	Oct	Nov	Dec	Jan	Feb	Mar	Apr	May	Jun
Total No. Days	1006	1133	300	236	553	436	483	627	1315	525	798	441
No. Permits	21	28	11	8	13	12	18	14	31	15	22	18
■ Avg. Days	48	40	27	30	43	36	27	45	42	35	36	25

*Excludes NOIs; includes PSD, GCP's, and technical revisions.

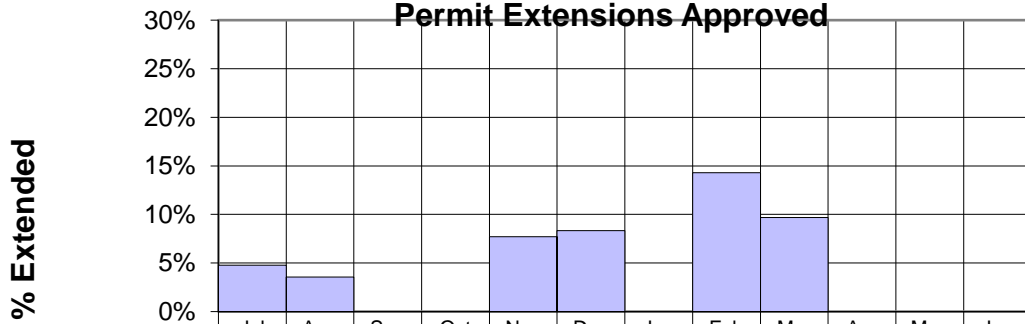
**FY 2017 Air Quality
Average Number of Days
to Issue or Deny NSR Permits by Categories**



	Jul	Aug	Sep	Oct	Nov	Dec	Jan	Feb	Mar	Apr	May	Jun
■ Avg 30 Days	22	20	21	29	25	26	22	23	13	26	21	21
■ Avg 90 Days	86	79	57	0	86	29	68	0	85	71	88	90
□ Avg 180 Days	180	180	0	0	131	107	0	175	178	0	0	0
No. 30-Day Actions	14	20	9	8	10	10	16	12	24	12	17	17
No. 90-Day Actions	6	7	2	0	2	1	2	0	4	3	5	1
No. 180-Day Actions	1	1	0	0	1	1	0	2	3	0	0	0

*180 day actions includes 90 day extensions and PSD new and major actions

**FY 2017 Air Quality
Permit Extensions Approved**



	Jul	Aug	Sep	Oct	Nov	Dec	Jan	Feb	Mar	Apr	May	Jun
■ % Extended/Month	4.8%	3.6%	0.0%	0.0%	7.7%	8.3%	0.0%	14.3%	9.7%	0.0%	0.0%	0.0%
# Total Permits	21	28	11	8	13	12	18	14	31	15	22	18
#Extended Permits	1	1	0	0	1	1	0	2	3	0	0	0
Annual Avg. %	4.8%	4.1%	3.3%	2.9%	3.7%	4.3%	3.6%	4.8%	5.8%	5.3%	4.7%	4.3%

6776M3 - Frontier Field Services - Skelly Compressor Station 90 days; 633M14 - Western Refining - Gallup Refinery 90 days; 2113M2 - Fisher Sand and Gravel NM - Bernalillo Pit 45 days; 5041M1 - PNM - La Luz Energy Center 30 days; 7040 - Murchison Oil - Ogden St. No. 5A - 90 days; 7039 - Burnett Oil - Partition Federal Battery - 90 days; 0220M10 - S. Carlsbad CS - 90 days; 4111M1 - Sandoval County Landfill - 90 days; 3295M2 - Mesa Verde - La Luz Aggregate _Plant - 90 days

