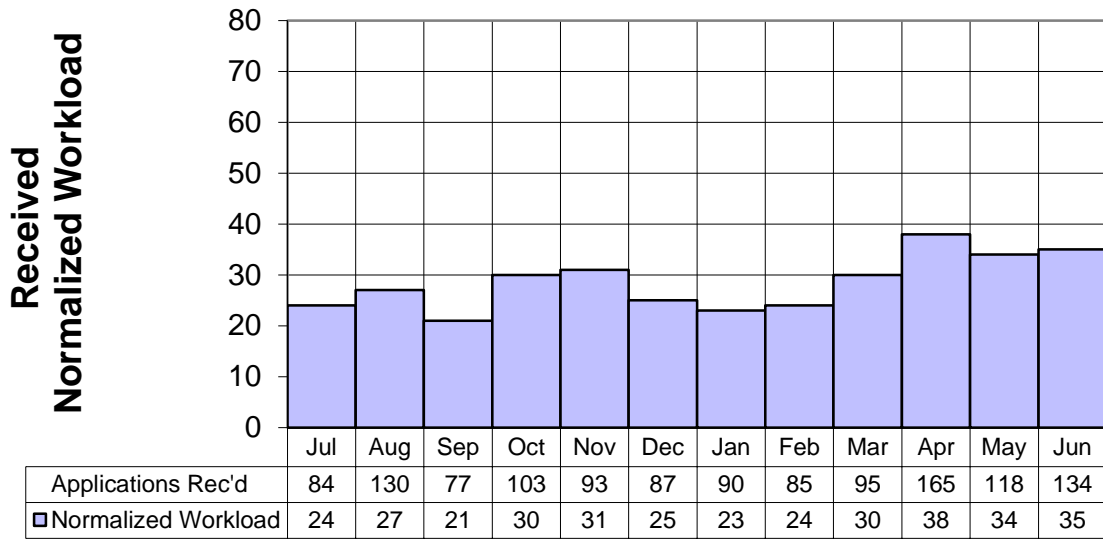
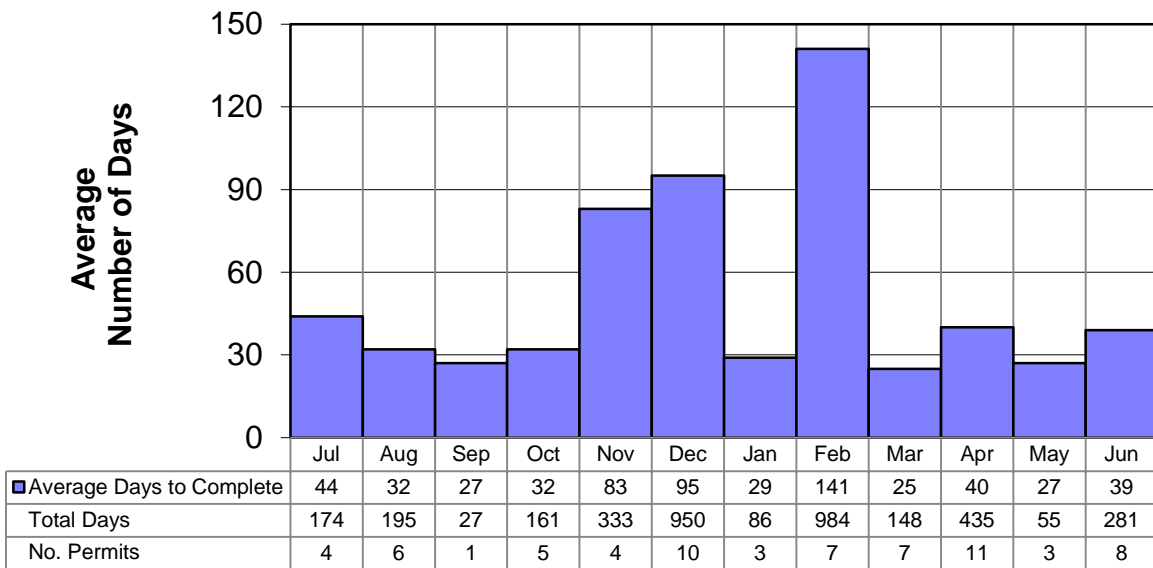


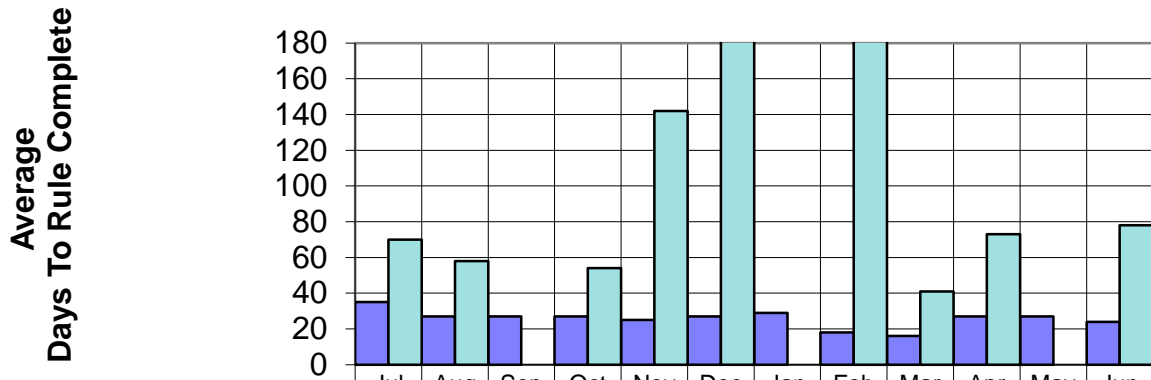
### FY 2014 Air Quality NSR Normalized Workload



### FY 2014 Air Quality NSR Average Number of Days to Rule Complete

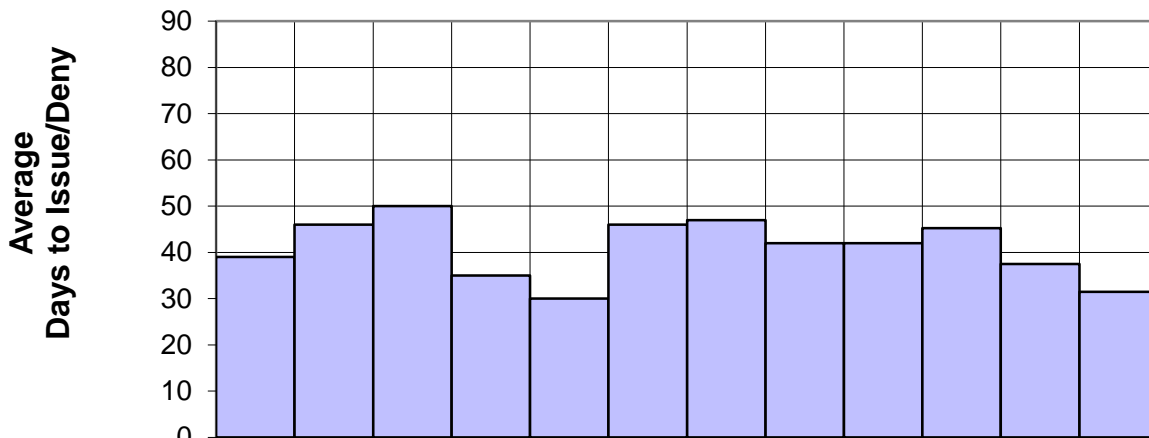


**FY 2014 Air Quality  
Average Number of Days to Rule Complete by Category  
(Complete First-Time Vs. Previously Ruled Incomplete)**



■ Avg. Days-Complete First Time	35	27	27	27	25	27	29	18	16	27	27	24
■ Avg. Days-Previously Ruled Incomplete	70	58	0	54	142	710	0	446	41	73	0	78
First Time-Total Days	104	137	27	107	49	239	86	92	66	215	55	126
Number Permits	3	6	1	4	2	9	3	5	5	8	3	6
Prev Incmpt-Total Days	70	58	0	54	284	710	0	892	82	220	0	156
Number Permits	1	1	0	1	2	1	0	2	2	3	0	2

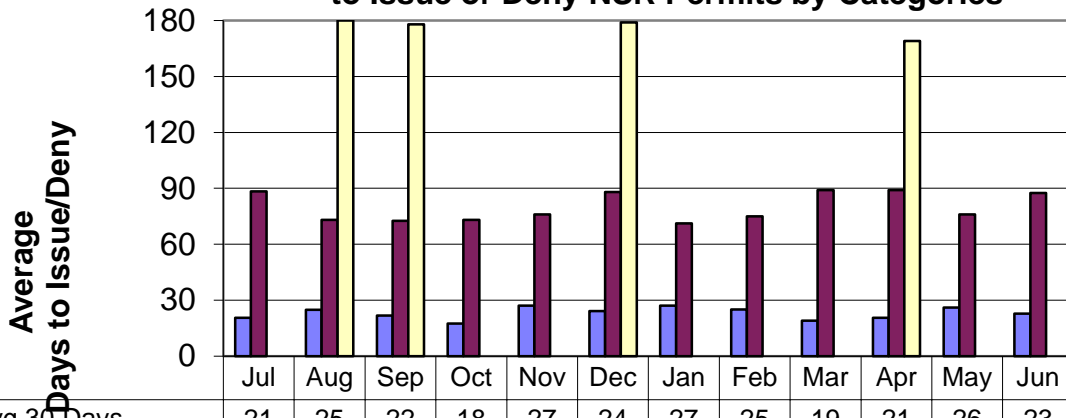
**FY 2014 Air Quality  
Average Number of Days  
to Issue or Deny NSR Permits \***



Total No. Days	579	550	451	449	427	461	519	376	763	724	713	472
No. Permits	15	12	9	13	14	10	11	9	18	16	19	15
■ Avg. Days	39	46	50	35	30	46	47	42	42	45	38	31

\*Excludes PSD (Maj Mod & New) & NOIs, includes GCP's and technical revisions


**FY 2014 Air Quality  
Average Number of Days  
to Issue or Deny NSR Permits by Categories**



Avg 30 Days	21	25	22	18	27	24	27	25	19	21	26	23
Avg 90 Days	88	73	73	73	76	88	71	75	89	89	76	88
Avg 180 Days	0	180	178	0	0	179	0	0	0	169	0	0
No. 30-Day Actions	11	9	6	9	13	8	6	6	12	12	14	13
No. 90-Day Actions	4	2	2	4	1	1	5	3	6	3	5	2
No. 180-Day Actions	0	1	2	0	0	1	0	0	0	2	0	0

\*180 day actions includes 90 day extensions and PSD

**FY 2014 Air Quality  
NSR Permit Denials**



% Denied/Month	0.0%	0.0%	0.0%	0.0%	0.0%	0.0%	0.0%	0.0%	0.0%	0.0%	5.3%	0.0%
# Total Permits	15	12	10	13	14	10	11	9	18	17	19	15
#Denied Permits	0	0	0	0	0	0	0	0	0	0	1	0
Annual Avg. %	0.0%	0.0%	0.0%	0.0%	0.0%	0.0%	0.0%	0.0%	0.0%	0.0%	0.7%	0.7%

GCP2 0419M2 - Nick Griego and Sons , Ft. Sumner Wash Plan



