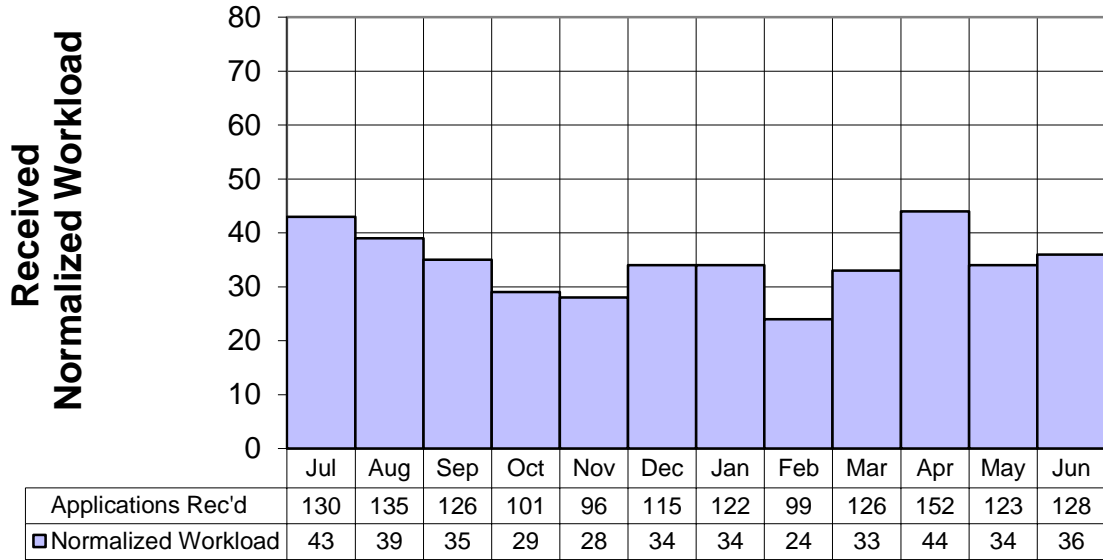
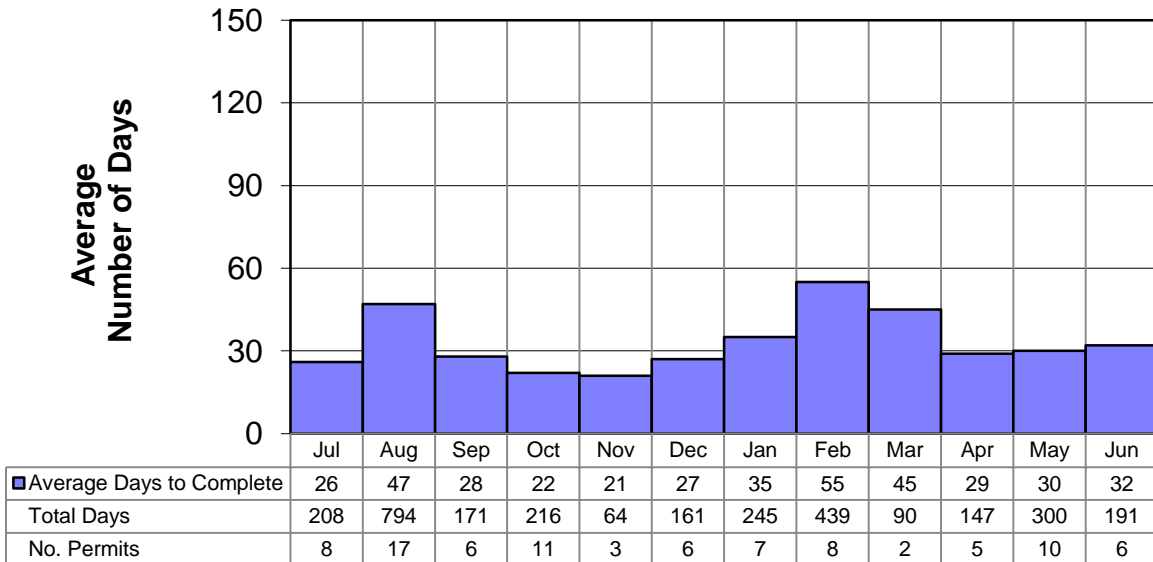


### FY 2015 Air Quality NSR Normalized Workload

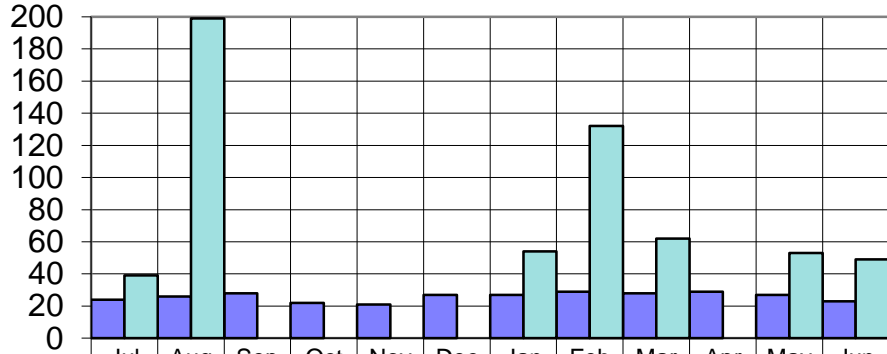


### FY 2015 Air Quality NSR Average Number of Days to Rule Complete



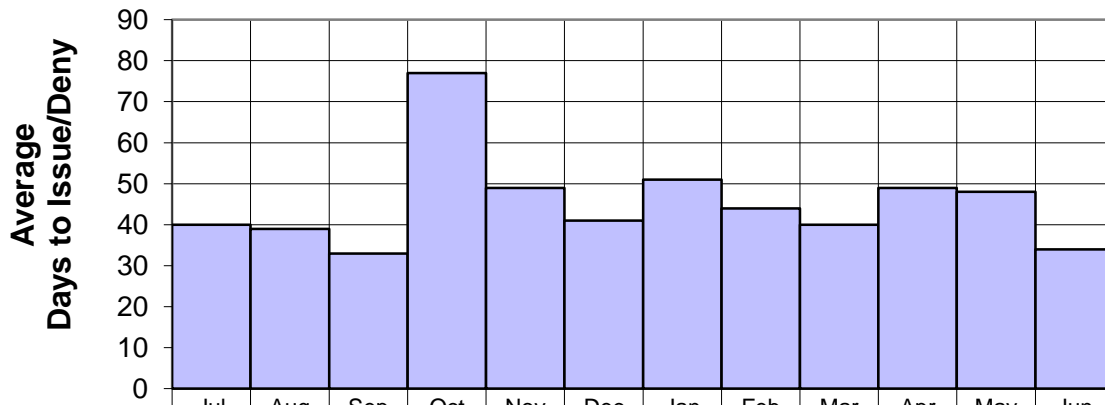
**FY 2015 Air Quality  
Average Number of Days to Rule Complete by Category  
(Complete First-Time Vs. Previously Ruled Incomplete)**

**Average  
Days To Rule Complete**



■ Avg. Days-Complete First Time	24	26	28	22	21	27	27	29	28	29	27	23
■ Avg. Days-Previously Ruled Incomplete	39	199	0	0	0	0	54	132	62	0	53	49
First Time-Total Days	170	395	171	216	64	161	137	174	28	147	247	93
Number Permits	7	15	6	11	3	6	5	6	1	5	9	4
Prev Incmpt-Total Days	39	399	0	0	0	0	108	265	62	0	53	99
Number Permits	1	2	0	0	0	0	2	2	1	0	1	2

**FY 2015 Air Quality  
Average Number of Days  
to Issue or Deny NSR Permits \***

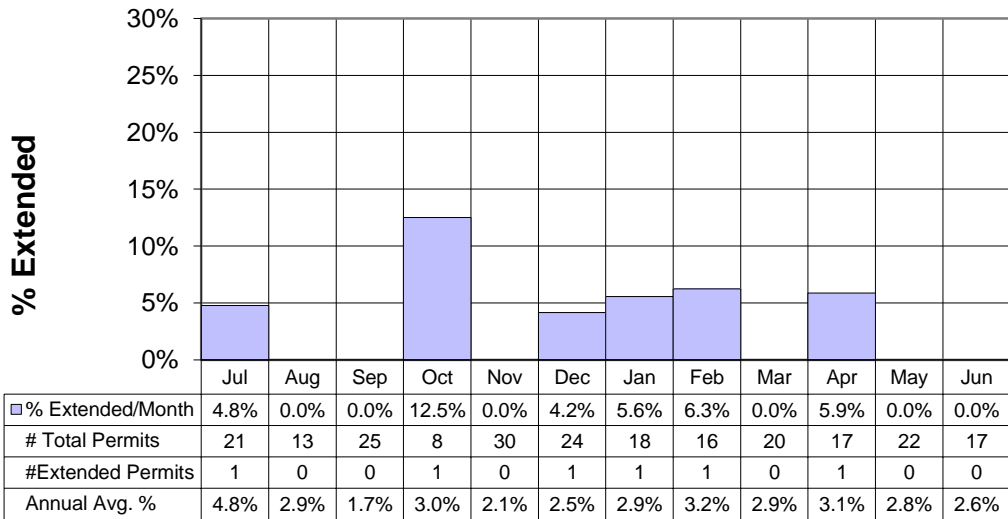


Total No. Days	848	511	802	614	1481	1218	915	699	802	837	1061	577
No. Permits	21	13	24	8	30	24	18	16	20	17	22	17
■ Avg. Days	40	39	33	77	49	41	51	44	40	49	48	34

\*Excludes PSD (Maj Mod & New) & NOIs, includes GCP's and technical revisions

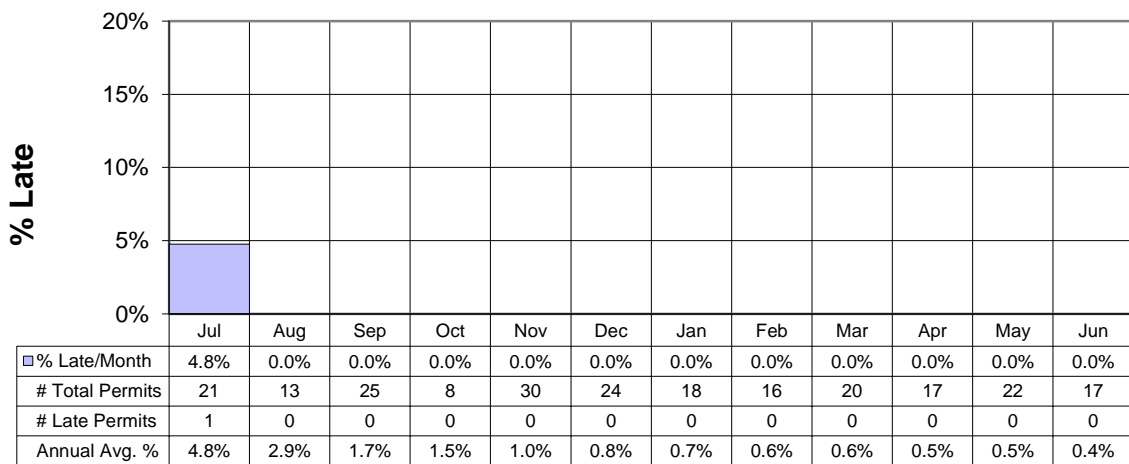


### FY 2015 Air Quality Permit Extensions Approved



- PSD5384 - Intercontinental Potash, Ochoa Mine Project 90 days
- 2191M5 - Chevron USA Inc., Buckeye CO2 Plant 90 days
- 3262M1 - El Paso Natural Gas, Belen Compressor Station 90 days
- 1009M2 - El Paso Natural Gas, Eunice B&C Compressor Station 90 day
- PSD2811M3 - El Paso Natural Gas, Florida Compressor Station 90 days
- PSD0295M8 - Oxy USA Inc., Indian Basin Gas Plant 90 days

### FY 2015 Air Quality NSR Permit Issuance Delinquencies



4633 - Severn Peanut Co - DBA Portales Select Peanut Borden Plant

