



SUSANA MARTINEZ  
GOVERNOR

JOHN A. SANCHEZ  
LT. GOVERNOR

New Mexico  
**ENVIRONMENT DEPARTMENT**

525 Camino de los Marquez, Suite 1  
Santa Fe, NM 87505-1816

Phone (505) 476-4300

Fax (505) 476-4375

[www.env.nm.gov](http://www.env.nm.gov)



BUTCH TONGATE  
CABINET SECRETARY

J. C. BORREGO  
DEPUTY SECRETARY

**PUBLIC INVOLVEMENT PLAN (PIP)**

**Air Quality Bureau Air Permit Application**

Version P05.10.18

Applicant: 3 Bear Delaware Operating – NM, LLC

Facility Name: 3Bear Lariat Compressor Station

Air Quality Permit Application Number: 7600M1

Location: Approximately 16.8 miles southeast of Maljamar, Lea County, New Mexico

Latitude: 32.6266

Longitude: -103.6661

**1. Overview of Air Quality Bureau's plan of action for addressing the community's needs and concerns for processing Air Quality Permit Applications:**

The New Mexico Environment Department (Department), Air Quality Bureau (Bureau) developed this Public Involvement Plan (PIP) for the processing of air quality permit applications in accordance with the requirements at 20.2.72 for the facility listed above.

The Bureau encourages the public to learn about and get involved in regulatory decision-making opportunities for this permit application. The purpose of this PIP is to provide public participation opportunities and information that may be needed to participate in this permitting activity.

This permit application does require public participation throughout different stages. The Bureau will meet the public participation requirements by following this PIP, which includes all applicable policy, regulatory and statutory public participation requirements.

In developing this PIP, community participation needs at the site were assessed to ensure appropriate promotion of public outreach by identifying whether there is a combination of environmental and demographic factors (i.e., low income community, minority community, limited English proficiency individuals, Linguistically Isolated Households, etc.) that may impact public participation. This assessment identifies community outreach needs and provides for public access opportunities above and beyond statutorily mandated requirements, and underscores the provision of adequate public access to information about this permit application.

As much as possible, public participation and informational activities related to this permit application will be held within the regulatory timelines outlined below.

- a. Bureau regulations at 20.2.72 require that the application must be ruled complete no more than 30 days after receipt, and that a public notice for this application must be published in a newspaper of general circulation in the area closest to the location of the facility. See section 4.d below for more information.

The public notice contains a paragraph in Spanish directing Spanish speaking interested parties to call the Air Quality Bureau at (505) 476-5557 to speak to Spanish speaking staff for additional information regarding this permitting action.

- b. The Bureau will provide a copy of the public notice and the air quality permit application to the NMED field office at 2120 N. Alto, Hobbs, NM 88240.
- c. Bureau regulations require that the public notice must be sent to interested parties maintained on a mailing list. See Section 4.b for more information.
- d. Bureau regulations require that the public notice must be sent to the “appropriate agency” as defined at 20.2.72. See Section 4.f below for more information.
- e. Public notice shall be followed by a 30-day public comment period that starts on the day that the notice is published in the newspaper. See Section 4.h below for details.
- f. Bureau regulations require that the permit must be issued, issued subject to conditions, or denied within ninety (90) days after the department deems the application administratively complete.

## 2. **Contact list of Department and Bureau staff with phone numbers and email addresses:**

### a. **Bureau contact for questions about this application or PIP:**

Marvin Mascareñas  
New Mexico Environment Department  
Air Quality Bureau  
525 Camino de los Marquez, Suite 1  
Santa Fe, New Mexico, 87505  
505-476-4351  
marvin.mascarenas@state.nm.us

See Section 1 above for contact information for the NMED District office.

In addition, a contact list for Air Quality Bureau personnel can be found at:

<https://www.env.nm.gov/air-quality/air-quality-bureau-contacts/>

### b. **Non-English Language Speaker Assistance and Accommodations**

Non-English speakers may call the Bureau contact listed in this PIP and request language assistance services, such as an interpreter, so they can learn more about this permit application. Services may be arranged for translation of documents for meetings, for translators during meetings and for obtaining services for persons with disabilities. A phone-based interpretation service may be available for languages other than English.

The Bureau may hold public meetings, open houses, stakeholder meetings, and/or a formal hearing depending on the interest in the application. In the event that a public meeting will be held regarding this permit application, any person requiring non-English Language Speaker Assistance, assistance for an interpreter or auxiliary aid (e.g., accommodations for persons who are disabled) to participate in public meetings related to this permit application (if applicable), please contact the person listed in item 2.a above, allowing at least 14 days prior to the meeting date. TDD or TTY users please access the number via the New Mexico Relay Network, 1-800-659-1779 (voice); TTY users: 1-800-659-8331).

**c. Department Websites**

New Mexico Environment Department - <https://www.env.nm.gov/>

Air Quality Bureau - <https://www.env.nm.gov/air-quality/>

**d. Site Website**

The Bureau maintains a website location for the public notice for this permit application at: <https://www.env.nm.gov/air-quality/public-notice-of-permitting-actions/>.

**3. Description of the community/stakeholder groups:**

To provide for adequate public participation opportunities and meaningful involvement of persons regarding this permit application, and to address potential or existing environmental justice areas, the affected communities must first be identified, informed about proposed environmental actions affecting the community, and invited to share their comments and concerns. The EJSCREEN tool developed by the U.S. Environmental Protection Agency (EPA) helps identify communities that are low income and minority populations that may benefit from a variety of approaches for notification and outreach communication. This information is used to help encourage the community’s involvement in the public process for environmental activities or actions.

Using the default 4-mile radius from the facility, the results of the EJScreen ACS Summary Report (attached) are listed in the table below.

| Population and Income Data  |     |   |          |
|-----------------------------|-----|---|----------|
| Total Population:           | 5   | Per capita income of community:                     | \$20,069 |
| Minority Population, %:     | 44% | US Per Capita Income*:                              | \$29,829 |
| Total number of households: | 2   | Total Number of Linguistically Isolated Households: | 0        |

\*US Per Capita Income 2012-2016; <https://www.census.gov/quickfacts/fact/table/US/HSG030210>

| Population by Race, % |     | Population by Ability to Speak English, % |     |
|-----------------------|-----|---|-----|
| White                 | 96% | Speak Only English                        | 67% |
| Black                 | 0%  | Non-English at Home                       | 33% |
| American Indian       | 0%  | Speak English "very well"                 | 30% |
| Asian                 | 0%  | Speak English "well"                      | 1%  |
| Pacific Islander      | 0%  | Speak English "not well"                  | 1%  |
| Other Race            | 4%  | Speak English "not at all"                | 1%  |
| Two or More Races     | 0%  | Speak English "less than very well"       | 4%  |

| Linguistically Isolated Household Details, % |     | List other Languages (if applicable) |
|--|-----|--------------------------------------|
| Speak Spanish                                | N/A | None listed                          |
| Speak Other Indo-European Languages          | N/A |                                      |
| Speak Asian Pacific Island Languages         | N/A |                                      |
| Speak Other Languages                        | N/A |                                      |

The data in the table above indicates that the number of linguistically isolated households is zero, therefore a Limited English Proficiency Services Evaluation was not required for this permit application.

In addition, the following community stakeholder groups have been identified: None.

It is important for the Bureau to incorporate the linguistic and communication needs of this community when conducting public outreach and participation activities. To help accomplish this, the Bureau will provide information in English in public comment notices, public meeting notices (if applicable), and other announcements (radio broadcasts, brochures, signs, postcards, etc.) and strive to make public participation efforts as inclusive as possible within Bureau budget and time limitations. The Hobbs NMED field office will serve as access areas for the Bureau to leave hard copies of important documents and information about how to comment on this permit application.

**The Bureau maintains information regarding this air quality permit application at the following locations:**

- a. On the Air Quality Bureau website, see Section 2.c above.**
- b. At the District Office listed in Section 1.b above.**
- c. At the main office location:**  
 New Mexico Environment Department  
 Air Quality Bureau  
 525 Camino de los Marquez, Suite 1  
 Santa Fe, New Mexico, 87505

**4. Detailed actions and outreach activities the Bureau Permitting Section will take to reach the affected public:**

**a. Overview**

The public may ask questions about this permit application at any time. Interested community members do not need to wait for a formal public comment period to contact the Bureau. However, the Bureau emphasizes that to be included in the administrative record, comments solicited by public notices about the proposed activity must be submitted during the noticed comment periods, and in accordance with the public notice. Additionally, the public may request to review site documents at the Bureau or one of the document repositories listed in items 1.b and 2.c above. This is the most direct way to learn more about and be involved in the decision-making process for the proposed activity or proceeding.

Based on the demographics report discussed in the PIP, the history of public involvement at the site and the site background, basic information about public involvement opportunities

will be in English. This information will include how to request materials in Spanish or to speak with Bureau staff through an interpreter. Further details about public participation for this activity are outlined below.

**b. Postal Mailing or E-Mailing of Notices to Persons on the Facility-Specific Mailing List**

Bureau regulations require the use of a mailing list. The Bureau maintains a mailing list that includes individuals interested in this permit application. This list is updated on a regular basis as a combination of all previously interested persons who requested that the Bureau provide them with information about permit applications for this facility. The Bureau regularly maintains contact information which is updated or supplemented, if additional information is found.

The list also includes addresses within fifty kilometers of the boundary of other states, Bernalillo county, or a Class I area. Interested persons providing both an address and email may receive physical mail and an email.

Additional individuals, organizations, and other interested parties are added to the mailing list as requested. If you would like to be added to the mailing list for this site, contact the permit writer listed in item number 2a above.

**c. Email Updates**

The Bureau may use email updates. To sign up for email updates, go to the AQB website at: <https://www.env.nm.gov/air-quality/> and click on the “Subscribe to Email Alerts” button (see graphic below):



**d. Notices in the State Newspaper and Local Newspapers**

The public notice for this permit application will be published in English in the Legal Section of the Hobbs Daily News Sun newspaper.

Websites for these publications are listed below:

Hobbs News Sun:

English: <http://www.hobbsnews.com/>

**e. Mailing to the Governor or President of Indian Tribes, Pueblos or Nations**

Bureau regulations and the evaluation of the site location and associated demographics, require notification to Tribes, Pueblos or Nations about this permit application. However, no Tribes, Pueblos, or Nations are within a 10 mile radius of this facility.

**f. Affected Local, State, or Federal Government Agencies, and Active Land Grants**

Bureau regulations require identifying and notifying local, state or federal government agencies about this permit application.

The following affected Local, State, or Federal Government Agencies will be notified by email:

US EPA Region VI, at [r6airpermits@epa.gov](mailto:r6airpermits@epa.gov) & Erica LeDoux at [LeDoux.Erica@epa.gov](mailto:LeDoux.Erica@epa.gov)

**g. Public Meeting Notices, Public Comment Notices, and Other Notices**

The Bureau may hold public meetings, open houses, stakeholder meetings, and/or a formal hearing depending on the interest in the application. Based on historical information and the results of the initial screening, there is no public meeting planned at this time for this permit application. If it is determined that a public meeting will be required, notice will be provided to the community as follows:

- 1) Via a newspaper of general circulation in the area closest to the location of the facility.
- 2) Locations commonly frequented by the general public, such as a nearby post office, public library, or city hall.
- 3) All persons and organizations that have expressed interest and are on a list maintained by the Bureau.
- 4) Via a public service announcement to at least one radio or television station which serves the municipality or county in which the source is or is proposed to be located.
- 5) The notices will be translated for non-English speaking participants, if required.
- 6) The notices will include information for requesting accommodations for those with disabilities as listed in item 2b above.

The Bureau will locate an appropriate venue based on the availability to the community to access the meeting, and the specific needs of the affected community (e.g. size of community, community locations, impacts, etc.).


The Bureau may reschedule the meeting due to inclement weather. If rescheduled, the Bureau will provide as much advance notice as possible and reschedule for an appropriate time and date

Meetings will be scheduled to make them as accessible and user-friendly as practical, considering work schedules, dinner hours and other community commitments. To the extent possible, the meeting will be held at a location that is local and convenient, and meet American with Disabilities Act (ADA) standards. In addition, whenever practical and appropriate, translators for limited-English speaking communities, or assistance for hearing-impaired individuals may be available. Information in public notices for a public meeting will adhere to Bureau regulations, statutes and policies.

**h. Public Comment Periods**

Bureau regulations require that all interested persons have thirty (30) days from the date the public notice is published to express an interest in writing in the permit application. If the Bureau receives written public comment before the end of the thirty (30) day public comment period, the analysis of the application will be made available for review for thirty (30) days on the Air Quality Bureau Website and at the NMED Hobbs District office (address listed in Section 1.b above).

The PIP has been reviewed and approved by the AQB Bureau Chief.



Liz Bisbey-Kuehn  
Bureau Chief  
Air Quality Bureau



Date approved

Attachments: EJSCREEN Printout







# EJSCREEN ACS Summary Report



Location: User-specified point center at 32.626600, -103.666100  
 Ring (buffer): 4-mile radius  
 Description: 3Bear Lariat CS

|  | 2011 - 2015<br>ACS Estimates | Percent | MOE (±) |
|--|------------------------------|---------|---------|
| <b>Population 25+ by Educational Attainment</b>            |                              |         |         |
| Total  | 2                            | 100%    | 169     |
| Less than 9th Grade  | 0                            | 5%      | 54      |
| 9th - 12th Grade, No Diploma                               | 0                            | 9%      | 71      |
| High School Graduate                                       | 1                            | 31%     | 96      |
| Some College, No Degree                                    | 1                            | 42%     | 99      |
| Associate Degree   | 0                            | 13%     | 57      |
| Bachelor's Degree or more                                  | 0                            | 14%     | 58      |
| <b>Population Age 5+ Years by Ability to Speak English</b> |                              |         |         |
| Total  | 5                            | 100%    | 333     |
| Speak only English   | 3                            | 67%     | 210     |
| Non-English at Home <sup>1+2+3+4</sup>                     | 2                            | 33%     | 197     |
| <sup>1</sup> Speak English "very well"                     | 1                            | 30%     | 193     |
| <sup>2</sup> Speak English "well"                          | 0                            | 1%      | 34      |
| <sup>3</sup> Speak English "not well"                      | 0                            | 1%      | 51      |
| <sup>4</sup> Speak English "not at all"                    | 0                            | 1%      | 34      |
| <sup>3+4</sup> Speak English "less than well"              | 0                            | 2%      | 60      |
| <sup>2+3+4</sup> Speak English "less than very well"       | 0                            | 4%      | 69      |
| <b>Linguistically Isolated Households*</b>                 |                              |         |         |
| Total  | 0                            | 100%    | 20      |
| Speak Spanish  | 0                            | 100%    | 17      |
| Speak Other Indo-European Languages                        | 0                            | 0%      | 11      |
| Speak Asian-Pacific Island Languages                       | 0                            | 0%      | 11      |
| Speak Other Languages                                      | 0                            | 0%      | 11      |
| <b>Households by Household Income</b>                      |                              |         |         |
| Household Income Base                                      | 2                            | 100%    | 108     |
| < \$15,000   | 0                            | 3%      | 31      |
| \$15,000 - \$25,000  | 0                            | 2%      | 28      |
| \$25,000 - \$50,000  | 0                            | 28%     | 75      |
| \$50,000 - \$75,000  | 0                            | 12%     | 34      |
| \$75,000 +   | 1                            | 55%     | 102     |
| <b>Occupied Housing Units by Tenure</b>                    |                              |         |         |
| Total  | 2                            | 100%    | 108     |
| Owner Occupied   | 1                            | 78%     | 100     |
| Renter Occupied  | 0                            | 22%     | 66      |
| <b>Employed Population Age 16+ Years</b>                   |                              |         |         |
| Total  | 3                            | 100%    | 255     |
| In Labor Force   | 2                            | 70%     | 195     |
| Civilian Unemployed in Labor Force                         | 0                            | 2%      | 69      |
| Not In Labor Force   | 1                            | 30%     | 112     |

Data Note: Detail may not sum to totals due to rounding. Hispanic population can be of any race. N/A means not available. Source: U.S. Census Bureau, American Community Survey (ACS) 2011 - 2015.

\*Households in which no one 14 and over speaks English "very well" or speaks English only.



# EJSCREEN ACS Summary Report



Location: User-specified point center at 32.626600, -103.666100  
 Ring (buffer): 4-mile radius  
 Description: 3Bear Lariat CS

| Summary of ACS Estimates             |  | 2011 - 2015 |
|--------------------------------------|--|-------------|
| Population                           |  | 5           |
| Population Density (per sq. mile)    |  | 0           |
| Minority Population                  |  | 2           |
| % Minority                           |  | 44%         |
| Households                           |  | 2           |
| Housing Units                        |  | 2           |
| Housing Units Built Before 1950      |  | 0           |
| Per Capita Income                    |  | 20,069      |
| Land Area (sq. miles) (Source: SF1)  |  | 43.44       |
| % Land Area                          |  | 100%        |
| Water Area (sq. miles) (Source: SF1) |  | 0.05        |
| % Water Area                         |  | 0%          |

|  | 2011 - 2015<br>ACS Estimates | Percent | MOE (±) |
|--|------------------------------|---------|---------|
| <b>Population by Race</b>              |                              |         |         |
| Total                                  | 5                            | 100%    | 333     |
| Population Reporting One Race          | 5                            | 100%    | 425     |
| White                                  | 5                            | 96%     | 321     |
| Black                                  | 0                            | 0%      | 11      |
| American Indian                        | 0                            | 0%      | 11      |
| Asian                                  | 0                            | 0%      | 11      |
| Pacific Islander                       | 0                            | 0%      | 11      |
| Some Other Race                        | 0                            | 4%      | 60      |
| Population Reporting Two or More Races | 0                            | 0%      | 11      |
| Total Hispanic Population              | 2                            | 44%     | 297     |
| Total Non-Hispanic Population          | 3                            |         |         |
| White Alone                            | 3                            | 56%     | 245     |
| Black Alone                            | 0                            | 0%      | 11      |
| American Indian Alone                  | 0                            | 0%      | 11      |
| Non-Hispanic Asian Alone               | 0                            | 0%      | 11      |
| Pacific Islander Alone                 | 0                            | 0%      | 11      |
| Other Race Alone                       | 0                            | 0%      | 11      |
| Two or More Races Alone                | 0                            | 0%      | 11      |
| <b>Population by Sex</b>               |                              |         |         |
| Male                                   | 3                            | 52%     | 220     |
| Female                                 | 2                            | 48%     | 184     |
| <b>Population by Age</b>               |                              |         |         |
| Age 0-4                                | 0                            | 6%      | 61      |
| Age 0-17                               | 2                            | 40%     | 152     |
| Age 18+                                | 3                            | 60%     | 183     |
| Age 65+                                | 0                            | 4%      | 48      |

Data Note: Detail may not sum to totals due to rounding. Hispanic population can be of any race. N/A means not available.  
 Source: U.S. Census Bureau, American Community Survey (ACS) 2011 - 2015.



# EJSCREEN ACS Summary Report



Location: User-specified point center at 32.626600, -103.666100  
 Ring (buffer): 4-mile radius  
 Description: 3Bear Lariat CS

|   | 2011 - 2015<br>ACS Estimates | Percent | MOE (±) |
|---|------------------------------|---------|---------|
| <b>Population by Language Spoken at Home*</b> |                              |         |         |
| Total (persons age 5 and above)               | 5                            | 100%    | 333     |
| English                                       | N/A                          | N/A     | N/A     |
| Spanish                                       | N/A                          | N/A     | N/A     |
| French  | N/A                          | N/A     | N/A     |
| French Creole                                 | N/A                          | N/A     | N/A     |
| Italian                                       | N/A                          | N/A     | N/A     |
| Portuguese                                    | N/A                          | N/A     | N/A     |
| German  | N/A                          | N/A     | N/A     |
| Yiddish                                       | N/A                          | N/A     | N/A     |
| Other West Germanic                           | N/A                          | N/A     | N/A     |
| Scandinavian                                  | N/A                          | N/A     | N/A     |
| Greek   | N/A                          | N/A     | N/A     |
| Russian                                       | N/A                          | N/A     | N/A     |
| Polish  | N/A                          | N/A     | N/A     |
| Serbo-Croatian                                | N/A                          | N/A     | N/A     |
| Other Slavic                                  | N/A                          | N/A     | N/A     |
| Armenian                                      | N/A                          | N/A     | N/A     |
| Persian                                       | N/A                          | N/A     | N/A     |
| Gujarathi                                     | N/A                          | N/A     | N/A     |
| Hindi   | N/A                          | N/A     | N/A     |
| Urdu  | N/A                          | N/A     | N/A     |
| Other Indic                                   | N/A                          | N/A     | N/A     |
| Other Indo-European                           | N/A                          | N/A     | N/A     |
| Chinese                                       | N/A                          | N/A     | N/A     |
| Japanese                                      | N/A                          | N/A     | N/A     |
| Korean  | N/A                          | N/A     | N/A     |
| Mon-Khmer, Cambodian                          | N/A                          | N/A     | N/A     |
| Hmong   | N/A                          | N/A     | N/A     |
| Thai  | N/A                          | N/A     | N/A     |
| Laotian                                       | N/A                          | N/A     | N/A     |
| Vietnamese                                    | N/A                          | N/A     | N/A     |
| Other Asian                                   | N/A                          | N/A     | N/A     |
| Tagalog                                       | N/A                          | N/A     | N/A     |
| Other Pacific Island                          | N/A                          | N/A     | N/A     |
| Navajo  | N/A                          | N/A     | N/A     |
| Other Native American                         | N/A                          | N/A     | N/A     |
| Hungarian                                     | N/A                          | N/A     | N/A     |
| Arabic  | N/A                          | N/A     | N/A     |
| Hebrew  | N/A                          | N/A     | N/A     |
| African                                       | N/A                          | N/A     | N/A     |
| Other and non-specified                       | N/A                          | N/A     | N/A     |
| Total Non-English                             | N/A                          | N/A     | N/A     |

Data Note: Detail may not sum to totals due to rounding. Hispanic population can be of any race. N/A means not available. Source: U.S. Census Bureau, American Community Survey (ACS) 2011 - 2015.




\*Population by Language Spoken at Home is available at the census tract summary level and up.

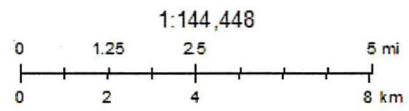


### 3 Bear Lariat CS



June 4, 2018

-  Buffer Area
-  Digitized Point
-  EPA Tribal Areas (1 of 4): Lower 48 States



© 2018 Microsoft Corporation Earthstar Geographics SIO © 2018 HERE  
EPA OEI

EJSCREEN 2017

