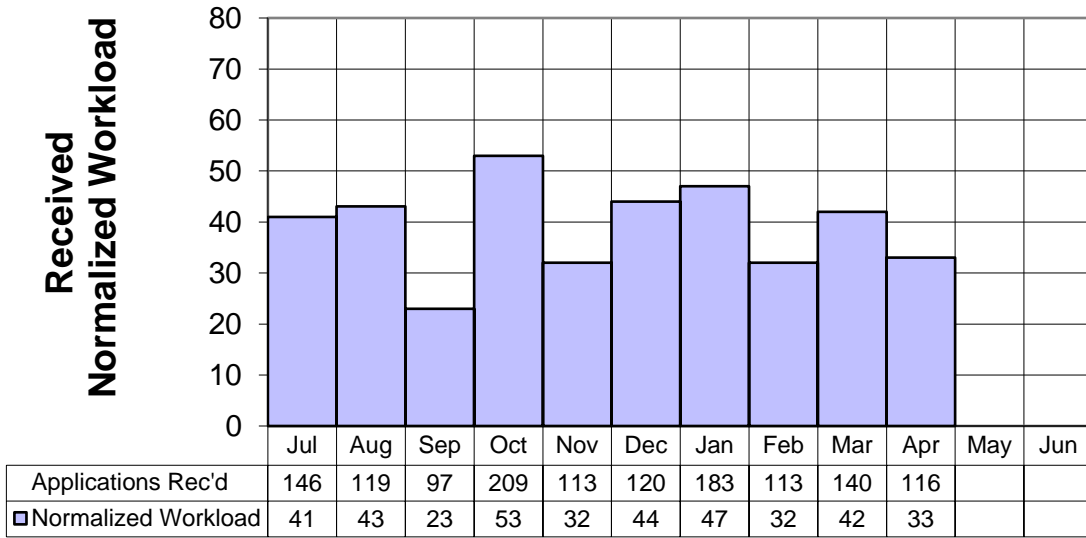
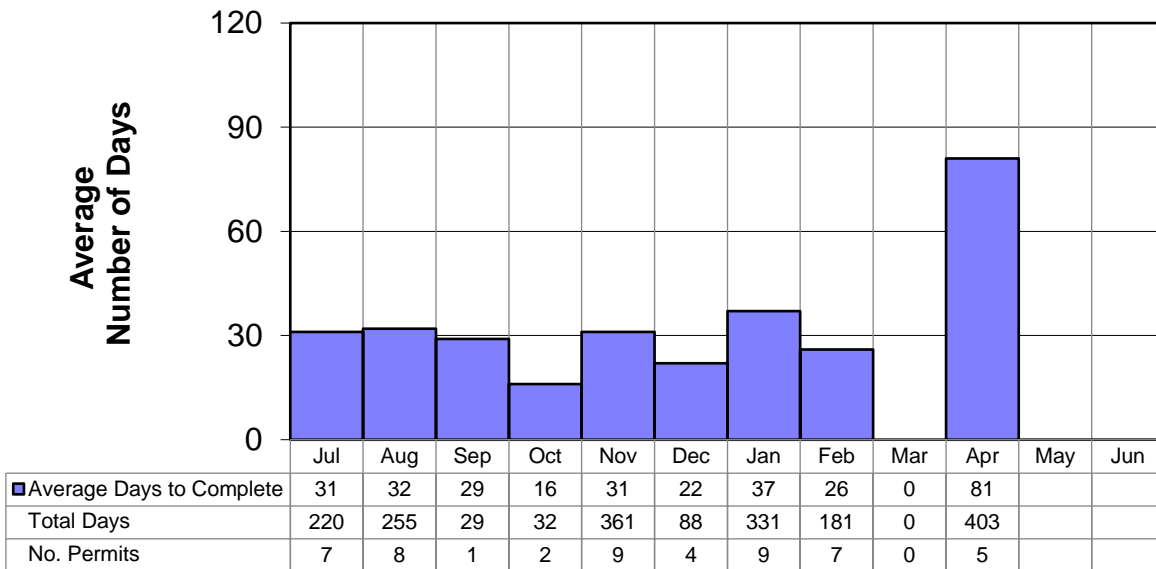


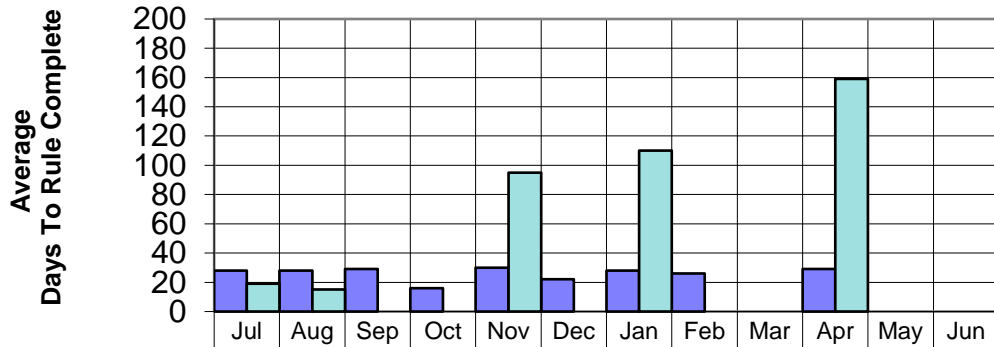
FY 2019 Air Quality NSR Normalized Workload



FY 2019 Air Quality NSR Average Number of Days to Rule Complete

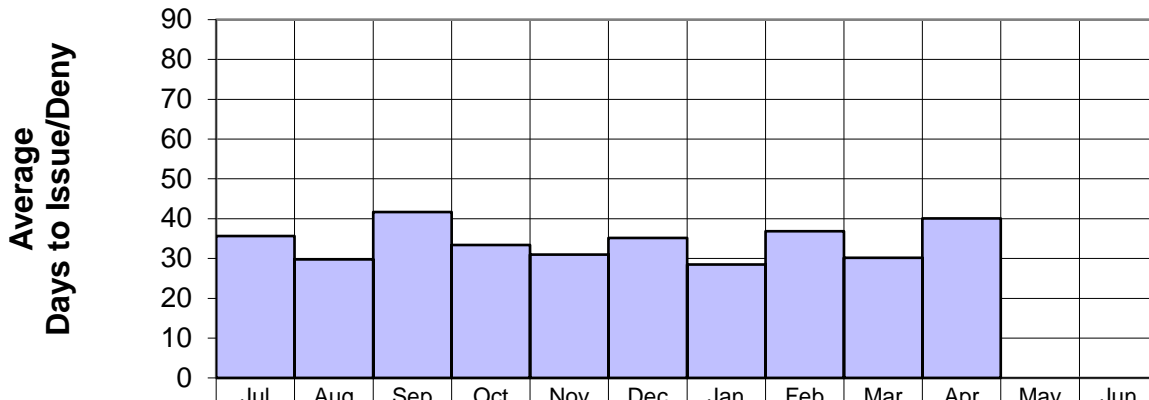


**FY 2019 Air Quality
Average Number of Days to Rule Complete by Category
(Complete First-Time Vs. Previously Ruled Incomplete)**



■ Avg. Days-Complete First Time	28	28	29	16	30	22	28	26	0	29		
■ Avg. Days-Previously Ruled Incomplete	19	15	0	0	95	0	110	0	0	159		
First Time-Total Days	142	169	29	32	238	88	221	181	0	86		
Number Permits	5	6	1	2	8	4	8	7	0	3		
Prev Incmpt-Total Days	37	30	0	0	95	0	110	0	0	317		
Number Permits	2	2	0	0	1	0	1	0	0	2		

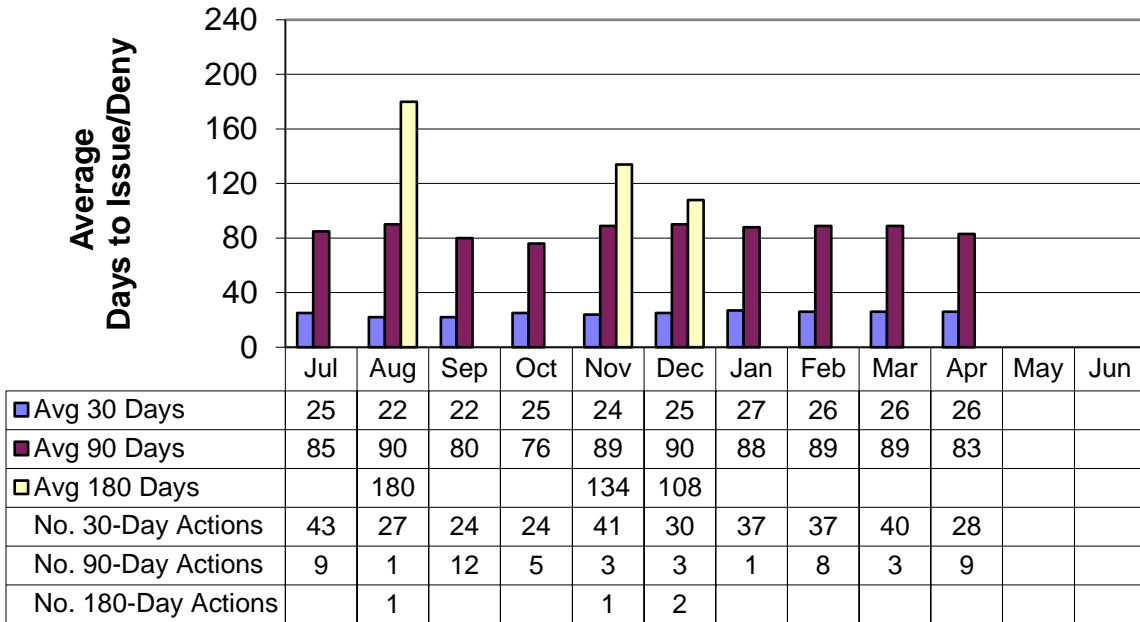
**FY 2019 Air Quality
Average Number of Days
to Issue or Deny NSR Permits ***



Total No. Days	1852	863	1499	969	1395	1230	1081	1657	1298	1482		
No. Permits	52	29	36	29	45	35	38	45	43	37		
■ Avg. Days	36	30	42	33	31	35	28	37	30	40	0	0

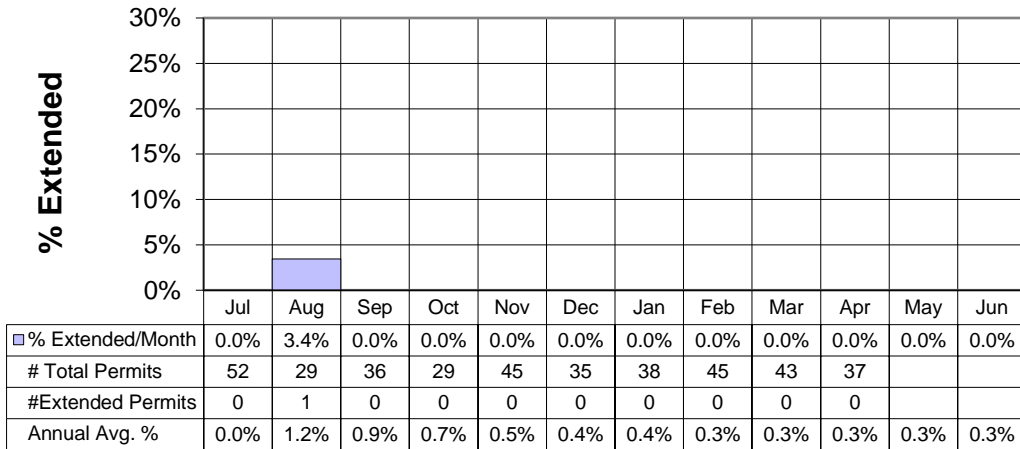
*Excludes NOIs; includes PSD, GCP's, and technical revisions.

FY 2019 Air Quality Average Number of Days to Issue or Deny NSR Permits by Category



*180 day actions includes 90 day extensions and PSD new and major actions.

FY 2019 Air Quality Permit Extensions Approved



7621 - Elam Construction - Kirtland Sand and Gravel Plant, 90-days extension.

