



## ABBREVIATIONS

### English

**ac-ft.** = acre-foot or acre-feet  
**b** = base (of right triangle)  
**°C** = degrees Celsius  
**cfs** or **ft<sup>3</sup>/sec** = cubic feet per second  
**cfm** or **ft<sup>3</sup>/min** = cubic feet per minute  
**cfm** or **ft<sup>3</sup>/day** = cubic feet per day  
**D** = diameter (circle)  
**°F** = degrees Fahrenheit  
**fps** or **ft./sec** = feet per second  
**ft.** = feet  
**ft<sup>2</sup>** or **sq. ft.** = square feet  
**ft<sup>3</sup>** or **cu. ft.** = cubic feet  
**gpd** = gallons per day  
**gpg** = grains per gallon  
**gpm** = gallons per minute  
**gps** = gallons per second

**h** = height  
**hp** = horsepower  
**hr** = hour  
**hrs/day** = hours per day  
**in** = inches  
**in<sup>2</sup>** = square inches  
**in<sup>3</sup>** = cubic inches  
**lbs.** = pounds  
**mi** = miles  
**min** = minute  
**MG** = million gallons  
**mgd** or **MGD** = million gallons per day  
**oz** = ounces  
**ppb** = parts per billion  
**ppm** = parts per million  
**ppt** = parts per trillion  
**psi** = pounds per square inch  
**Q** = flow  
**r** = radius (circle)

**sec** = second

**V** = volume

**W** = watts

### Metric

**cm** = centimeters  
**g** = gram  
**Ha** = Hectare  
**kg** = kilogram  
**km** = kilometer  
**kW** = kilowatt  
**L** or **l** = liters  
**m** = meter  
**m<sup>3</sup>** = cubic meter  
**mg** = milligram  
**mg/L** or **mg/l** = milligrams per liter  
**mL** = ml or milliliter  
**mm** = millimeter

## CONVERSION FACTORS

### LENGTH

#### English

1 foot = 12 in.  
1 foot = 0.305 m  
1 inch = 2.54 cm  
1 mile = 5,280 ft.  
1 mile = 1.609 km  
1 yard = 3 ft.

#### Metric

1 centimeter = 0.3937 in.  
1 kilometer = 0.6214 mi.  
1 meter = 39.37 in.

### AREA

#### English

1 acre (ac) = 43,560 ft<sup>2</sup>  
1 acre = 0.405 Hectare (Ha)  
1ft<sup>2</sup> = 144 in<sup>2</sup>  
1 in<sup>2</sup> = 6.45 cm<sup>2</sup>  
1yd<sup>2</sup> = 9 ft<sup>2</sup>

#### Metric

1 Hectare = 2.47 acres



## VOLUME

### English

1 acre-ft. = 325,828.8 gallons  
1 acre-ft. = 43,560 ft<sup>3</sup>  
1 cfs = 0.646 MGD  
1 ft<sup>3</sup> = 7.48 gallons  
1 ft<sup>3</sup> = 1,728 in<sup>3</sup>  
1 gallon = 231 in<sup>3</sup>  
1 gallon = 0.1337 ft<sup>3</sup>  
1 gallon = 0.000001 MG  
1 gallon = 3.785 liter  
1 gallon = 3,785 mL  
1 yd<sup>3</sup> = 27 ft<sup>3</sup>

### Metric

1 liter = 1,000 mL  
1 liter = 0.2642 gallons  
1 m<sup>3</sup> = 264.2 gallons  
1 m<sup>3</sup> = 35.315 ft<sup>3</sup>

## FLOW

1 ft<sup>3</sup>/sec = 646,300 gpd  
1 ft<sup>3</sup>/sec = 0.6463 MGD  
1 ft<sup>3</sup>/sec = 448.8 gpm  
1 gpm = 0.00144 MGD

1 MGD = 694.4 gpm  
1 MGD = 1.545 cfs  
1 MGD = 3.07 acre-ft/day

## WEIGHT & MASS

### English

1 ft<sup>3</sup> water = 62.4 lbs.  
1 gallon water = 8.34 lbs.  
1 gpg = 17.118 mg/L  
1 lb. = 16 oz  
1 lb. = 7,000 grains  
1 lb. = 453.6 g  
1 lb. = 0.4536 kg  
1 ton = 2,000 lbs.

### Metric

1 g = 1,000 mg  
1 kg = 1,000 g  
1 kg = 2.2 lbs.  
1 mg/L = 0.0584 gpg  
1% = 10,000 mg/L

## DOSAGE

1% = 10,000 mg/L  
1 gpg = 17.1 ppm  
1 ppm = 1 mg/L  
1 ppm = 8.34 lbs. per million gal

## POWER

1 hp = 0.746kW  
1 hp = 746 W  
1 hp = 550 ft-lb/sec  
1 hp = 33,000 ft-lbs/min  
1 kW = 1.34 hp

## PRESSURE

1 ft. water = 0.433 psi  
1 psi = 2.31 ft. water

## TIME

1 min = 60 sec  
1 hr. = 60 min  
1 day = 24 hrs  
1 day = 1,440 min



## FORMULAS

For the operator's convenience, both equation formulas and pie wheel formulas are included in this document. When using the pie wheel formula to solve a problem, multiply together the pie wedges below the horizontal line to solve for the quantity above the horizontal line. To solve for one of the pie wedges below the horizontal line, cover the pie wedge for which you are solving and divide the remaining pie wedge(s) below the horizontal line into the quantity above the horizontal line.

### Area Formulas

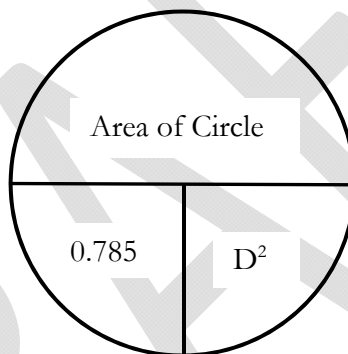
$$\text{Circle} = (0.785) \times (D^2)$$

Where: Circle = area of circle  
D = diameter of circle

-----

$$\text{Circle} = (\pi) \times (r^2)$$

Where: Circle = area of circle  
r = radius of circle  
 $\pi = 3.1416$



-----

$$\text{Cone (lateral area)} = (\pi) \times (r) \times (\sqrt{r^2 + h^2})$$

Where:  $\pi = 3.1416$   
r = radius of circle  
h = height of cone

-----

$$\text{Cone (area)} = [(b) \times (h)]/2$$

Where: b = circumference  
h = height

-----

$$\text{Cone (surface area)} = (\pi) \times (r) \times (r + \sqrt{r^2 + h^2})$$

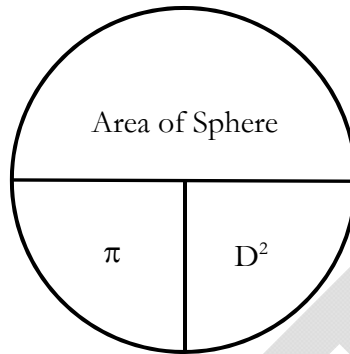
Where:  $\pi = 3.1416$   
r = radius of circle  
h = height of cone



Sphere (area) =  $(\pi) \times (D^2)$  or  
Sphere (area) =  $4 \times (\pi) \times (r^2)$

Where:

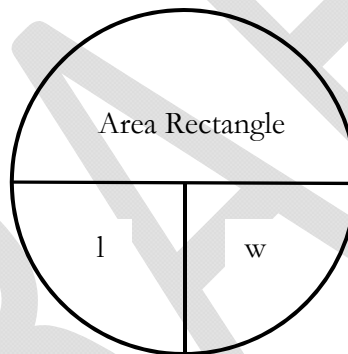
$\pi = 3.1416$   
 $r =$  radius of circle  
 $D =$  diameter of circle



Rectangle =  $(l) \times (w)$

Where:

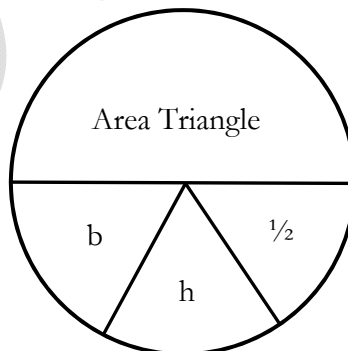
$l =$  length of rectangle  
 $w =$  width of rectangle



Triangle (area) =  $[(b) \times (h)]/2$

Where:

$b =$  base of triangle  
 $h =$  height of triangle





### Circumference of Circle

$$\text{Circumference} = (\pi) \times (D)$$

Where:

$$\pi = 3.1416$$

D = diameter of circle

---

$$\text{Circumference} = (2) \times (\pi) \times (r)$$

Where:

$$\pi = 3.1416$$

r = radius of circle

---

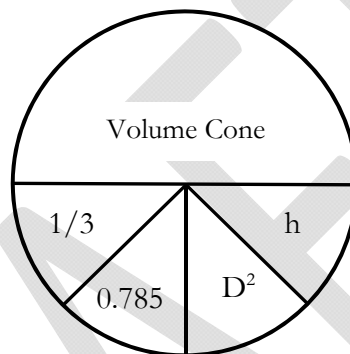
### Volume Formulas

$$\text{Cone} = (1/3) \times (0.785) \times (D^2) \times (h)$$

Where:

D = diameter of cone

h = height of cone



$$\text{Cone} = 1/3 \times [(\pi) \times (r^2) \times (h)]$$

Where:

$$\pi = 3.1416$$

r = radius of cone

h = height of cone

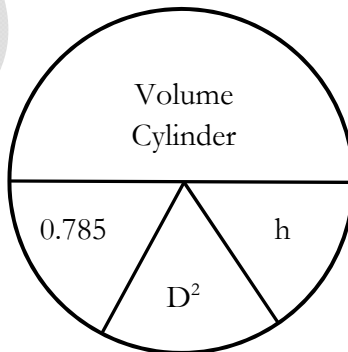
---

$$\text{Cylinder} = (0.785) \times (d^2) \times (h)$$

Where:

D = diameter of cylinder

h = length of cylinder





$$\text{Cylinder} = (\pi) \times (r^2) \times (h)$$

Where:

$$\pi = 3.1416$$

r = radius of cylinder

h = length of cylinder

-----

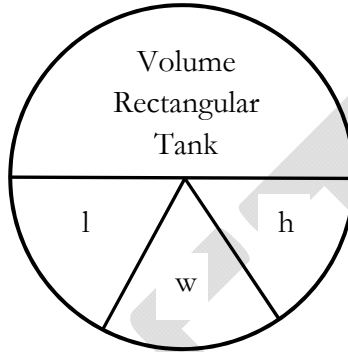
$$\text{Rectangular Tank} = (l) \times (w) \times (h)$$

Where:

l = length of tank

w = width of tank

h = height of tank



-----

### Flow Formulas

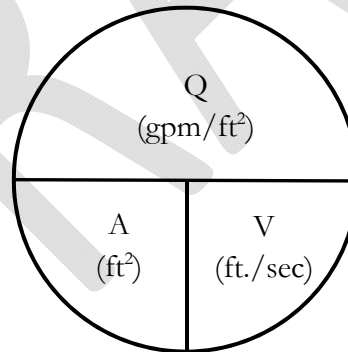
$$Q = (A) \times (V)$$

Where:

Q = flow (ft<sup>3</sup>/sec)

A = cross-section area (ft<sup>2</sup>)

V = water velocity (ft./sec)



-----

$$Q = (w) \times (d) \times (V)$$

Where:

Q = flow in channel (ft<sup>3</sup>/sec)

w = width (ft.)

d = depth (ft.)

V = velocity (ft./sec)

-----

$$Q = (0.785) \times (D)^2 \times (V)$$

Where:

Q = flow in full pipe (ft<sup>3</sup>/sec)

D = diameter (ft.)

V = velocity (ft./sec)



$$Q = \{1.333 \times (h)^2 \times \sqrt{(D/h) - 0.608}\} \times (V)$$

Where: Q = flow in partially full pipe (ft<sup>3</sup>/sec)  
 h = height (ft.)  
 D = diameter (ft.)  
 V = velocity (ft./sec)

See also **Appendix A: Flow Through a Partially Full Pipe** (table)

$$V = (Q) / \{(0.785) \times (D)^2\}$$

Where: V = velocity (ft./sec)  
 Q = flow (ft<sup>3</sup>/sec)  
 D = diameter (ft.)

$$V = (d) / (T)$$

Where: V = velocity (ft./sec)  
 d = distance (ft.)  
 T = time (sec)

$$Q = (\sum Q_{\text{daily}}) / (n_{\text{daily}})$$

Where: Q = avg. daily flow (MGD)  
 $\sum Q_{\text{daily}}$  = sum all daily flows (MGD)  
 $n_{\text{daily}}$  = number of daily flows

$$Q = (\sum Q_{\text{monthly}}) / (n_{\text{monthly}})$$

Where: Q = avg. daily flow (MGD)  
 $\sum Q_{\text{monthly}}$  = sum all monthly avg. daily flows (MGD)  
 $n_{\text{monthly}}$  = number of monthly avg. daily flows

$$Q = (\text{Water used}) / (\text{Population})$$

Where: Q = daily flow (gal/capita/day)  
 water used or produced = gal/day  
 population = total # people served

$$\text{Overflow rate} = (Q) / (L)$$

Where: overflow rate = weir overflow rate (gpd/ft.)  
 Q = flow (gpd)  
 L = weir length (ft.)

### **Dosage Formulas**

$$\text{Dosage} = \frac{\text{Feed rate}}{(Q) \times (8.34 \text{ lbs./gal})}$$

Where: dosage = mg/L  
 feed rate = chemical feed rate (lbs./day)  
 Q = flow rate (MGD)



$$\text{Dosage} = \frac{(\text{Feed rate}) \times (\text{Purity})}{(Q) \times (8.34 \text{ lbs./gal})}$$

Where: dosage = mg/L  
 feed rate = chemical feed rate (lbs./day)  
 purity = chemical purity, % expressed as decimal  
 Q = flow rate (gal/min.)

$$\text{Dosage} = \frac{(\text{Feed rate}) \times (1,000 \text{ mg/g})}{(Q) \times (3.785 \text{ L/gal})}$$

Where: dosage = mg/L  
 feed rate = chemical feed rate (lbs./day)  
 Q = flow rate (gal/min.)

$$\text{Dose} = \text{Demand} + \text{Residual}$$

**Chemical Feed/Feed Rate Formulas (aka pounds)**

$$\text{Chemical feed} = (d) \times (V) \times (8.34 \text{ lbs./gal})$$

Where: chemical fee = lbs.  
 d = dose (mg/L)  
 V = volume (MG)

$$\text{Chemical feed} = \frac{(d) \times (V) \times (8.34 \text{ lbs./gal})}{\text{Chemical purity}}$$

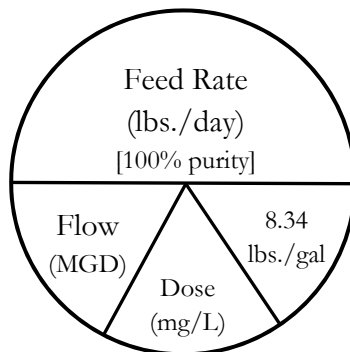
Where: chemical fee = lbs.  
 d = dose (mg/L)  
 V = volume (MG)  
 Chemical purity = %, expressed as decimal

$$\text{Feed rate} = (d) \times (Q) \times (8.34 \text{ lbs./gal})$$

Where: feed rate = lbs./day  
 d = dose (mg/L)  
 Q = flow (MGD)

$$\text{Feed rate} = \frac{(d) \times (Q) \times 8.34 \text{ lbs./gal}}{\text{Chemical Purity}}$$

Where: feed rate = lbs./day  
 d = dose (mg/L)  
 Q = flow (MGD)  
 Chemical purity = %, expressed as decimal







$$\text{Feed rate} = \frac{(C) \times (V) \times (1,440 \text{ min/day})}{(T) \times (1,000 \text{ mg/g}) \times (453.6 \text{ g/lb.)}}$$

Where: feed rate = lbs./day  
 C = concentration (mg/mL)  
 V = volume pumped (mL)  
 T = time pumped (min.)

**Chemical Feed Pump Formulas**

$$\text{Chemical Feed Stroke} = (Q_d/Q_m) \times 100\%$$

Where: chemical feed stroke, expressed as %  
 Q<sub>d</sub> = desired flow  
 Q<sub>m</sub> = maximum flow

$$\text{Feed pump rate} = \frac{(Q) \times (d) \times (3.785 \text{ L/gal}) \times (1,000,000 \text{ gal/MG})}{(L) \times (24 \text{ hr/day}) \times (60 \text{ min/hr})}$$

Where: feed pump rate = mL/min  
 Q = flow (MDG)  
 d = dose (mg/L)  
 L = liquid (mg/mL)

**Power Formulas**

$$\text{AC circuit} = V \times A \times \text{PF}$$

Where: AC = AC circuit  
 V = volts  
 A = amps  
 PF = power factor

$$\text{Amps (A)} = \frac{V}{O}$$

Where: A = amps  
 V = volts  
 O = ohms

$$\text{Amps} = \frac{(746 \text{ watts/hp}) \times (\text{hp})}{(V) \times (\text{Eff}) \times (\text{Pf})}$$

Where: Amps is single phase  
 hp = horsepower  
 V = volts  
 Eff = efficiency (% as decimal)  
 Pf = power factor

$$\text{Amps} = \frac{(746 \text{ watts/hp}) \times (\text{hp})}{(1.732) \times (V) \times (\text{Eff}) \times (\text{Pf})}$$

Where: Amps is three-phase  
 hp = horsepower  
 V = volts  
 Eff = efficiency (% as decimal)  
 Pf = power factor

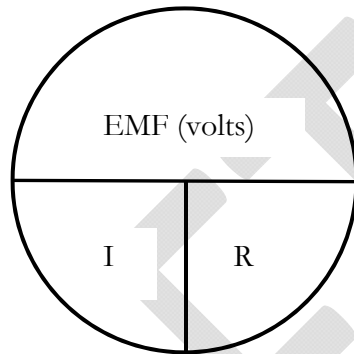


$$\text{Watts} = V \times A$$

Where: Watts = DC circuit  
 V = volts  
 A = amps

$$\text{Electromotive Force (EMF)} = I \times R$$

Where: EMF = electromotive force (volts)  
 I = current (amps)  
 R = resistance (ohms)



### **PUMPS**

#### **Pumping Formulas**

$$\text{Pumping Rate} = V/T$$

Where: pumping rate in gal/min  
 V = volume (gal.)  
 T = time (min.)

$$\text{Pumping Rate} = \frac{L \times W \times D \times 7.48 \text{ gal/ft}^3}{T}$$

Where: pumping rate in gal/min  
 L = length (ft.)  
 W = width (ft.)  
 D = depth (ft.)  
 T = time (min.)

$$\text{Pumping Rate} = \frac{0.785 \times d^2 \times D \times 7.48 \text{ gal/ft}^3}{T}$$

Where: pumping rate in gal/min  
 d = diameter (ft.)  
 D = depth (ft.)  
 T = time (min.)

$$\text{Time to Fill} = \frac{\text{Tank volume}}{\text{Flow Rate}}$$

Where: time to fill in min.  
 tank volume in gal.  
 flow rate in gal/min.

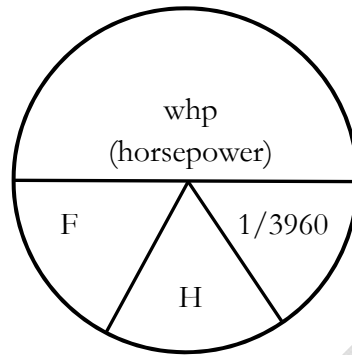


## Horsepower, Motor & Pump Efficiency

$$\text{whp} = \frac{F \times H}{3,960}$$

Where:

whp = water horsepower  
F = flow (gpm)  
H = head (ft.)



$$\text{bhp} = \frac{F \times H}{3,960 \times \text{PE}}$$

Where:

bhp = brake horsepower  
F = flow (gpm)  
H = head (ft.)  
PE = pump efficiency (% as decimal)

$$\text{bhp} = \text{whp} / \text{PE}$$

Where:

bhp = brake horsepower  
whp = water horsepower  
PE = pump efficiency (% as decimal)

$$\text{mhp} = \frac{F \times H}{3,960 \times \text{PE} \times \text{ME}}$$

Where:

mhp = motor horse power  
F = flow (gpm)  
H = head (ft.)  
PE = pump efficiency (% as decimal)  
ME = motor efficiency (% as decimal)

$$\text{mhp} = \text{bhp} / \text{ME}$$

Where:

mhp = motor horse power  
Bhp = brake horsepower  
ME = motor efficiency (% as decimal)

$$\text{ME} = (\text{bhp} / \text{mhp}) \times 100\%$$

Where:

ME = motor efficiency (%)  
bhp = brake horsepower  
mhp = motor horse power

$$\text{PE} = (\text{whp} / \text{bhp}) \times 100\%$$

Where:

PE = pump efficiency (%)  
whp = water horsepower  
bhp = brake horsepower



$$\text{Efficiency} = \frac{\text{hp output}}{\text{hp supplied}} \times 100\%$$

Where: efficiency is %

$$\text{Overall Efficiency} = (\text{whp}/\text{mhp}) \times 100\%$$

Where: overall efficiency is %  
whp = water horsepower  
mhp = motor horse power

$$\text{Wire to water efficiency} = \frac{\text{whp}}{\text{Power input or mhp}}$$

Where: wire to water efficiency is %  
whp = water horsepower  
mhp = motor horse power  
power input is hp

$$\text{Wire to water efficiency} = (\text{PE} \times \text{ME}) \times 100\%$$

Where: wire to water efficiency is %  
PE = pump efficiency (%)  
ME = motor efficiency (%)

$$\text{Static Head} = \text{Suction lift} + \text{Discharge Head}$$

Where: Static Head in ft.  
Suction Lift in ft.  
Discharge Head in ft.

$$\text{Static Head} = \text{Discharge Head} - \text{Suction Head}$$

Where: Static Head in ft.  
Discharge Head in ft.  
Suction Head in ft.

$$\text{Friction Loss} = (0.1) \times (\text{Static Head})$$

\*\* use this formula in absence of other data

Where: Friction Loss is ft.  
Static Head is ft.

$$\text{Total Dynamic Head} = \text{Static Head} + \text{Friction Loss}$$

Where: Total Dynamic Head is ft.  
Static Head is ft.  
Friction Loss is ft.

$$\text{Cost} = (\text{Motor hp}) \times (0.746 \text{ kW}/\text{hp}) \times (\text{Cost, } \$/\text{kW-hr})$$

Where: Cost is \$/hr.



### Temperature Conversions

$$^{\circ}\text{C} = (^{\circ}\text{F} - 32) \times (0.566)$$

Where:

$^{\circ}\text{C}$  = degrees Celsius

$^{\circ}\text{F}$  = degrees Fahrenheit

$$^{\circ}\text{F} = (^{\circ}\text{C} \times 1.8) + 32$$

### Average Formulas

Average (arithmetic mean) = (sum of all terms)/(number of terms)

Average (geometric mean) =  $\sqrt[n]{(X_1)(X_2)(X_3)(X_4) \dots (X_n)}$   
*The nth root of the product of n numbers*

### FORCE

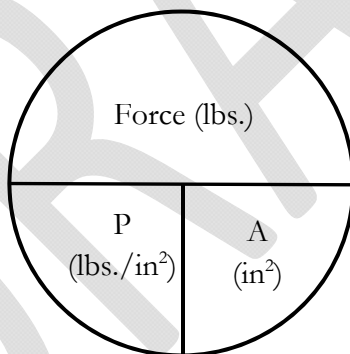
$$F = (P) \times (A)$$

Where:

F = force (lbs.)

P = pressure (psi or lbs./in<sup>2</sup>)

A = area (in<sup>2</sup>)



### CLEAR WELL

$$\text{Cycle time (min)} = \frac{\text{SV}}{\text{PC} - \text{Inflow}}$$

Where:

SV = storage volume (gal)

PC = pump capacity (gpm)

Inflow = wet well inflow (gpm)



## VELOCITY

$$\text{Velocity} = F/A$$

Where: Velocity is ft./sec  
F = flow (ft<sup>3</sup>/sec)  
A = area (ft<sup>2</sup>)

---

$$\text{Velocity} = \frac{\text{Distance}}{\text{Time}}$$

Where: Velocity is ft./sec  
D = distance (ft.)  
T = time (sec)

---

## WELL FORMULAS

$$\text{Well Yield} = V/T$$

Where: Well Yield in gpm  
V = volume in gallons  
T = time in minutes

---

$$\text{Drawdown} = \text{PWL} - \text{SWL}$$

Where: Drawdown in feet  
PWL = pumping water level in ft.  
SWL = static water level in ft.

---

$$\text{Specific Capacity} = \text{Well Yield/Drawdown}$$

Where: Specific capacity = gpm/ft.  
Well Yield in gpm  
Drawdown in ft.

---

## Detention Time

$$DT = \frac{(V) \times (1,440 \text{ min/day}) \times (60 \text{ sec/min})}{Q}$$

Where: DT = detention time (sec)  
V = volume (gal)  
Q = flow rate (gal/day)

---

$$DT = \frac{(V) \times (24 \text{ hr./day})}{Q}$$

Where: DT = detention time (hr.)  
V = volume of tank or basin (gal)  
Q = flow rate (gal/day)

---

$$DT = \frac{(V) \times (1,440 \text{ min/day})}{Q}$$

Where: DT = detention time (min)  
V = volume (gal)  
Q = flow rate (gal/day)



$$DT = (V)/(Q)$$

Where:

DT = detention time (days)

V = volume of tank or basin (gal)

Q = flow rate (gal/day)

---

$$DT = (V)/(Q)$$

Where:

DT = detention time (days)

V = volume (ac-ft.)

Q = flow (ac-ft./day)

---

DRAFT